



**MKR GOVERNMENT DEGREE COLLEGE**  
**DEVARAKONDA**  
**FEEDBACK ANALYSIS REPORT**  
**2016-17**

Feedback is very crucial and integral element of teaching-learning process. The college has a continuous teaching -learning evaluation mechanism through a process of feedback collection and analysis as a part of IQAC. Feedback is obtained from all the stakeholders of the institution, viz. Students, Parents and alumni as well as the teachers. All the feedbacks are administered through a questionnaire. The questions range from curriculum design, delivery, methodology, evaluation, use of ICT and infrastructure. The students are not required to disclose their identity anywhere in the questionnaire. This way the students are free to express their correct perceptions without any inhibitions. The feedback thus obtained is studied and analyzed in order to identify if there are any lacunas. Suggestions for improvement are taken into consideration. Specific complaints shall be addressed. The teachers are personally counseled with regards to the feedback they receive. The IQAC of the institution ensures monitoring all the curricular and co-curricular aspects.

The feedback analysis report consists of

- Department wise feedback analysis on curriculum implementation and performance of the teacher given by students.
- Feedback Analysis on Curriculum by Students
- Feedback Analysis on Curriculum by Teachers
- Feedback Analysis on Curriculum by Parents
- Feedback Analysis on Curriculum by Alumni

# DEPARTMENT WISE FEEDBACK ANALYSIS

Feedback is collected from the students on curriculum delivery and performance of the teacher with reference to the 20 items. The opinion of the student is given on five-point rating scale. Percentage Analysis is used to analyze the data. Feedback is obtained from minimum 20 students of different classes from all the departments. A sample of 420 students from entire college is selected for collection of feedback. The following queries are included in the feedback form.

Sl.no	Query/Item
1	Efforts to effectively cover 100% Syllabus
2	The Interest generated in the students while teaching in the room
3	Clarity of expression while teaching the topic /lesson
4	Depth of Subject Content explained
5	Level of latest developments in the subject taught
6	Use of the methods of teaching like class seminar, question -answer, group discussion etc. In the class room
7	Encouraging questions on the topic in the class and cleaning doubts
8	Use of teaching models and teaching aids in the class room
9	Encouraging and supervising the Students for the Study Projects
10	Aptitude shown in arranging field visits, invited lecturers etc.,.In the subject
11	Encouraging and guiding students in reading library (subject and general) books and using Internet
12	Encouraging and Guiding Students in giving class Seminars
13	Regularity and seriousness in valuing the answer scripts of monthly tests and discussing the same with the students
14	Remedial Coaching and efforts made in preparing the students for university Examinations.
15	Regularity and Punctuality to the class
16	Enthusiasm shown to encourage and guide students in the extracurricular activities like cultural, community service, nation building etc.
17	Counseling and Career guidance
18	Accessibility of the lecture outside the class room for Academic interaction.
19	Personal care and affection while dealing with individual Students and helping students.
20	Overall opinion on the lecturer.

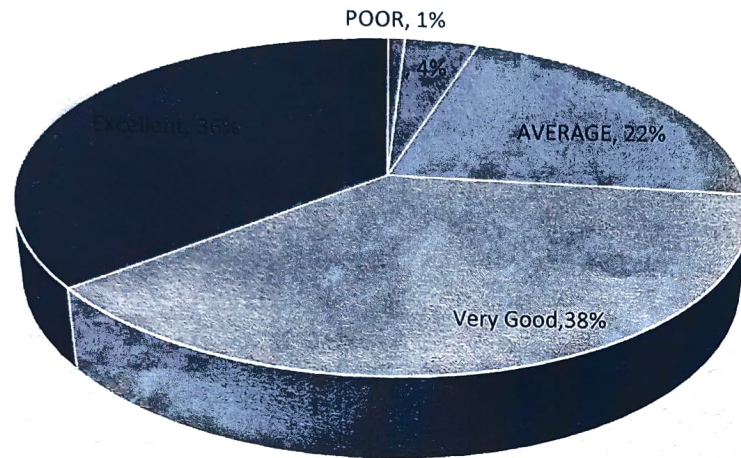


## MKR Government Degree College, Devarakonda

### Analysis of Student Feed Back on Teacher & curriculum Delivery - 2016-17

QUERY	POOR		AVERAGE		GOOD		VERY GOOD		EXCELLENT		Total
	RESPONSES	%	RESPONSES	%	RESPONSES	%	RESPONSES	%	RESPONSES	%	
1	6	1	25	6	89	21	165	39	135	32	420
2	3	1	6	1	98	23	136	32	177	42	420
3	3	1	13	3	82	20	170	40	152	36	420
4	3	1	4	1	82	20	166	40	165	39	420
5	3	1	11	3	94	22	182	43	130	31	420
6	0	0	21	5	92	22	155	37	152	36	420
7	6	1	18	4	78	19	155	37	163	39	420
8	2	0	24	6	88	21	177	42	129	31	420
9	4	1	11	3	74	18	185	44	146	35	420
10	7	2	21	5	118	28	153	36	121	29	420
11	7	2	26	6	92	22	160	38	135	32	420
12	1	0	15	4	115	27	147	35	142	34	420
13	5	1	19	5	83	20	158	38	155	37	420
14	4	1	26	6	114	27	133	32	143	34	420
15	4	1	13	3	95	23	160	38	148	35	420
16	3	1	19	5	97	23	158	38	143	34	420
17	4	1	14	3	97	23	155	37	150	36	420
18	3	1	17	4	94	22	148	35	158	38	420
19	5	1	16	4	83	20	151	36	165	39	420
20	2	0	7	2	45	11	139	33	227	54	420
<b>Total</b>	<b>75</b>	<b>1</b>	<b>326</b>	<b>4</b>	<b>1810</b>	<b>22</b>	<b>3153</b>	<b>38</b>	<b>3036</b>	<b>36</b>	<b>8400</b>

## Feedback Analysis



Around 36% of the responses are excellent, 38% very good and 22% are good in curriculum implementation. Overall opinion on the faculty is excellent (54%)

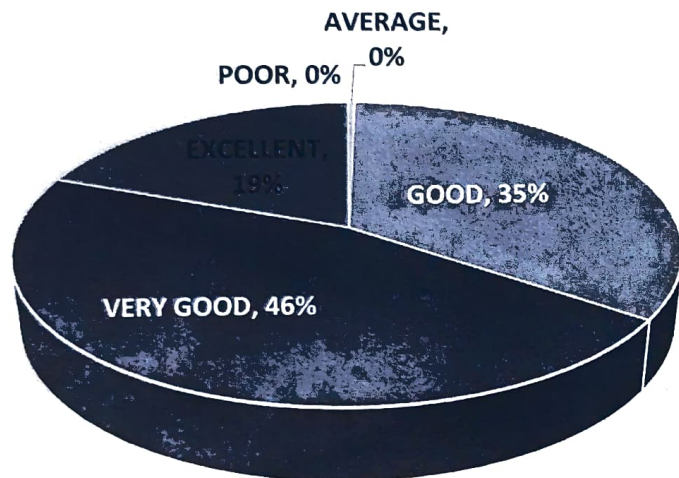
Majority students expressed faculty are very good in putting 100% efforts in completing the syllabus and they are excellent in generating interest in them towards curriculum. Majority expressed faculty has clarity of expression and clarity in subject content. Most of the faculty give information on latest developments in their concerned subjects. Faculty are very good in encouraging questions on the topic in the class room and clearing doubts. Latest ICT developments and innovative methods are used in delivering curriculum. Majority of them guide students in giving classroom seminars and participating in extracurricular activities. They are excellent in motivating students to use Library and Internet facilities and make students to involve in student study projects. They take personal care and affection while dealing with individual students. Majority of the students are satisfied with faculty and their implementation of curriculum in classroom.



**MKR Government Degree College, Devarakonda****Teacher Feed Back Analysis - 2016-2017****DEPARTMENT OF ENGLISH**

QUERY	POOR		AVERAGE		GOOD		VERY GOOD		EXCELLENT		TOTAL
	RESPONSES	PERCENTAGE	RESPONSES	PERCENTAGE	RESPONSES	PERCENTAGE	RESPONSES	PERCENTAGE	RESPONSES	PERCENTAGE	
1	0	0	1	3	17	43	22	55	0	0	40
2	0	0	0	0	21	53	16	40	3	8	40
3	0	0	0	0	15	38	24	60	1	3	40
4	0	0	0	0	9	23	21	53	10	25	40
5	0	0	1	3	16	40	14	35	9	23	40
6	0	0	0	0	14	35	12	30	14	35	40
7	0	0	0	0	15	38	17	43	8	20	40
8	0	0	0	0	12	30	22	55	6	15	40
9	0	0	0	0	10	25	24	60	6	15	40
10	0	0	1	3	14	35	15	38	10	25	40
11	0	0	0	0	15	38	16	48	9	23	40
12	0	0	0	0	16	40	19	55	5	13	40
13	0	0	0	0	10	25	22	43	8	20	40
14	0	0	0	0	14	35	17	43	9	23	40
15	0	0	0	0	16	40	17	53	7	18	40
16	0	0	0	0	7	18	21	40	12	30	40
17	0	0	0	0	17	43	16	53	7	18	40
18	0	0	0	0	12	30	21	40	7	18	40
19	0	0	0	0	10	25	16	40	14	35	40
20	0	0	0	0	16	40	16	40	8	20	40
<b>Total</b>	<b>0</b>	<b>0</b>	<b>3</b>	<b>0</b>	<b>276</b>	<b>35</b>	<b>368</b>	<b>46</b>	<b>153</b>	<b>19</b>	<b>800</b>

## DEPARTMENT OF ENGLISH



### Feedback Analysis

Majority of the respondents are opined that faculty are excellent in curriculum delivery to the students. Around 19% of the faculty are excellent, 46% are very good and 35% are good in their performance with reference to the various aspects of curriculum delivery to the students.



## DEPARTMENT OF TELUGU

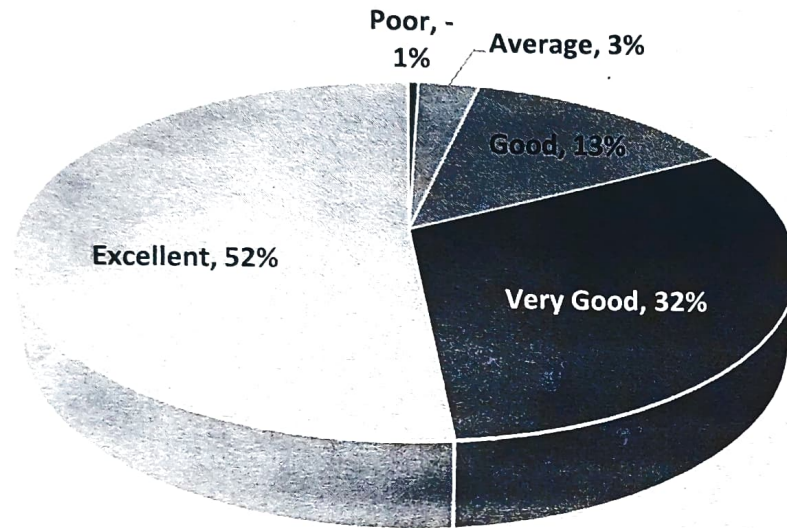
**MKR Government Degree College, Devarakonda**

**Teacher Feed Back Analysis - 2016-2017**

### DEPARTMENT OF TELUGU

QUERY	POOR		AVERAGE		GOOD		VERY GOOD		EXCELLENT		TOTAL
	RESPONSES	PERCENTAGE	RESPONSES	PERCENTAGE	RESPONSES	PERCENTAGE	RESPONSES	PERCENTAGE	RESPONSES	PERCENTAGE	
1	0	0	2	5	4	10	11	27.5	23	57.5	40
2	0	0	0	0	2	5	9	22.5	29	72.5	40
3	0	0	0	0	6	15	12	30	22	55	40
4	0	0	1	2.5	6	15	16	40	17	42.5	40
5	0	0	3	7.5	11	27.5	15	37.5	11	27.5	40
6	0	0	1	2.5	6	15	16	40	17	42.5	40
7	0	0	2	5	5	12.5	9	22.5	24	60	40
8	0	0	1	2.5	4	10	13	32.5	22	55	40
9	1	2.5	1	2.5	4	10	17	42.5	17	42.5	40
10	2	5	1	2.5	11	27.5	10	25	16	40	40
11	0	0	2	5	3	7.5	17	42.5	18	45	40
12	0	0	2	5	8	20	9	22.5	21	52.5	40
13	0	0	0	0	4	10	19	47.5	17	42.5	40
14	0	0	2	5	7	17.5	8	20	23	57.5	40
15	1	2.5	2	5	4	10	9	22.5	24	60	40
16	0	0	0	0	8	20	11	27.5	21	52.5	40
17	0	0	0	0	2	5	14	35	24	60	40
18	0	0	1	2.5	8	20	9	22.5	22	55	40
19	0	0	2	5	3	7.5	17	42.5	18	45	40
20	0	0	1	2.5	2	5	11	27.5	26	65	40
<b>Total</b>	<b>4</b>	<b>1</b>	<b>24</b>	<b>3</b>	<b>108</b>	<b>14</b>	<b>252</b>	<b>32</b>	<b>412</b>	<b>52</b>	<b>800</b>

## Department of TELUGU



### Feedback Analysis

Majority of the respondents are opined that faculty are excellent in curriculum delivery to the students. Around 52% of the faculty are excellent, 32% are very good and 13% are good in their performance with reference to the various aspects of curriculum delivery to the students. To overcome the average feedback (3%) it is advised to arrange more field visits and teach latest developments in the subjects taught to the students.



## DEPARTMENT OF HISTORY

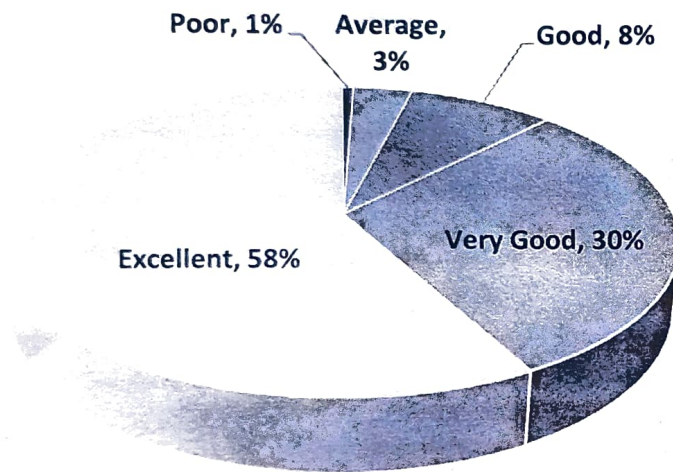
**MKR Government Degree College, Devarakonda**

**Teacher Feed Back Analysis - 2016-2017**

### **DEPARTMENT OF HISTORY**

QUERY	POOR		AVERAGE		GOOD		VERY GOOD		EXCELLENT		TOTAL
	RESPONSES	PERCENTAGE	RESPONSES	PERCENTAGE	RESPONSES	PERCENTAGE	RESPONSES	PERCENTAGE	RESPONSES	PERCENTAGE	
1	1	3	0	0	1	3	13	33	25	63	40
2	0	0	1	3	3	8	9	23	27	68	40
3	0	0	2	5	7	18	7	18	24	60	40
4	1	3	2	5	2	5	15	38	20	50	40
5	1	3	0	0	4	10	18	45	17	43	40
6	0	0	3	8	1	3	11	28	25	63	40
7	0	0	2	5	6	15	9	23	23	58	40
8	1	3	2	5	6	15	13	33	18	45	40
9	1	3	2	5	1	3	10	25	26	65	40
10	0	0	1	3	7	18	16	40	16	40	40
11	0	0	2	5	6	15	17	43	15	38	40
12	0	0	2	5	3	8	14	35	21	53	40
13	0	0	1	3	3	8	6	15	30	75	40
14	0	0	1	3	1	3	11	28	27	68	40
15	0	0	0	0	4	10	12	30	24	60	40
16	0	0	2	5	4	10	12	30	22	55	40
17	0	0	1	3	2	5	18	45	19	48	40
18	0	0	3	8	0	0	14	35	23	58	40
19	0	0	0	0	5	13	8	20	27	68	40
20	0	0	0	0	1	3	6	15	33	83	40
<b>Total</b>	5	1	27	3	67	8	239	30	462	58	800

## Department Of HISTORY



### Feedback Analysis

Majority (83%) of the respondents are opined that faculty are excellent in curriculum delivery to the students. Around 58% of the faculty are excellent, 30% are very good and 8% are good in their performance with reference to the various aspects of curriculum delivery to the students. It is advised to use other methods of teaching like seminars and group discussions and ICT aids in the classroom.



**DEPARTMENT OF POLITICAL SCIENCES**

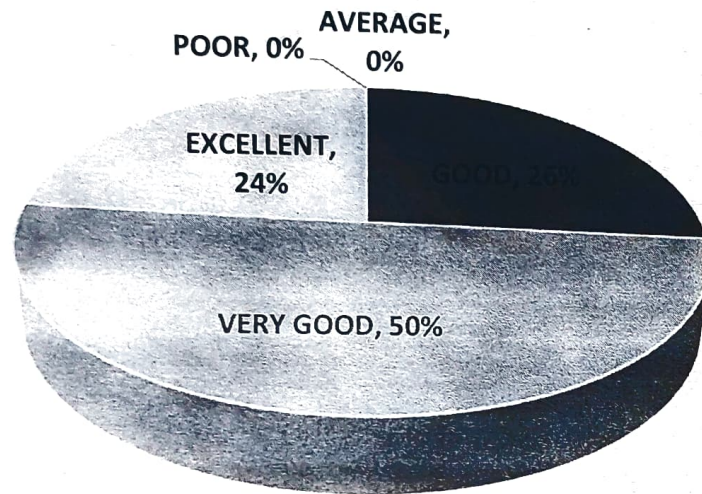
**MKR Government Degree College, Devarakonda**

**Teacher Feed Back Analysis - 2016-2017**

**DEPARTMENT OF POLITICAL SCIENCES**

QUERY	POOR		AVERAGE		GOOD		VERY GOOD		EXCELLENT		TOTAL
	RESPONSES	PERCENTAGE	RESPONSES	PERCENTAGE	RESPONSES	PERCENTAGE	RESPONSES	PERCENTAGE	RESPONSES	PERCENTAGE	
1	0	0	0	0	8	40	11	55	1	5	20
2	0	0	0	0	10	50	9	45	1	5	20
3	0	0	0	0	5	25	14	70	1	5	20
4	0	0	0	0	4	20	12	60	4	20	20
5	0	0	0	0	4	20	14	70	2	10	20
6	0	0	0	0	8	40	9	45	3	15	20
7	0	0	0	0	6	30	8	40	6	30	20
8	0	0	0	0	3	15	9	45	8	40	20
9	0	0	0	0	2	10	13	65	5	25	20
10	0	0	0	0	3	15	10	50	7	35	20
11	0	0	0	0	5	25	8	40	7	35	20
12	0	0	0	0	3	15	10	50	7	35	20
13	0	0	0	0	3	15	10	50	7	35	20
14	0	0	0	0	6	30	11	55	3	15	20
15	0	0	0	0	7	35	8	40	5	25	20
16	0	0	0	0	6	30	9	45	5	25	20
17	0	0	0	0	7	35	9	45	4	20	20
18	0	0	0	0	9	45	8	40	3	15	20
19	0	0	0	0	4	20	7	35	9	45	20
20	0	0	0	0	1	5	12	60	7	35	20
<b>Total</b>	<b>0</b>	<b>0</b>	<b>0</b>	<b>0</b>	<b>104</b>	<b>26</b>	<b>201</b>	<b>50</b>	<b>95</b>	<b>24</b>	<b>400</b>

## DEPARTMENT OF POLITICAL SCIENCES



### Feedback Analysis

Majority of the respondents are opined that faculty are very good in curriculum delivery to the students. Around 24% of the faculty are excellent, 50% are very good and 26% are good in their performance with reference to the various aspects of curriculum delivery to the students.

## DEPARTMENT OF ECONOMICS

**MKR Government Degree College, Devarakonda**

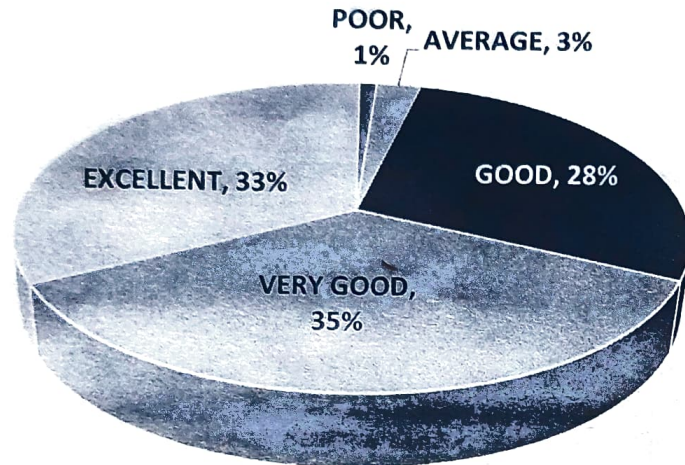
**Teacher Feed Back Analysis - 2016-2017**

### **DEPARTMENT OF ECONOMICS**

QUERY	POOR		AVERAGE		GOOD		VERY GOOD		EXCELLENT		TOTAL
	RESPONSES	PERCENTAGE	RESPONSES	PERCENTAGE	RESPONSES	PERCENTAGE	RESPONSES	PERCENTAGE	RESPONSES	PERCENTAGE	
1	1	5	3	15	3	15	12	60	1	5	20
2	0	0	0	0	11	55	3	15	6	30	20
3	0	0	1	5	3	15	9	45	7	35	20
4	1	5	0	0	7	35	4	20	8	40	20
5	0	0	0	0	5	25	12	60	3	15	20
6	0	0	1	5	7	35	9	45	3	15	20
7	0	0	0	0	7	35	6	30	7	35	20
8	0	0	0	0	5	25	7	35	8	40	20
9	1	5	0	0	3	15	9	45	7	35	20
10	0	0	1	5	9	45	3	15	7	35	20
11	0	0	1	5	4	20	8	40	7	35	20
12	1	5	0	0	6	30	4	20	9	45	20
13	0	0	1	5	3	15	10	50	6	30	20
14	0	0	2	10	7	35	5	25	6	30	20
15	0	0	0	0	4	20	6	30	10	50	20
16	0	0	0	0	9	45	5	25	6	30	20
17	0	0	0	0	6	30	7	35	7	35	20
18	0	0	0	0	7	35	8	40	5	25	20
19	0	0	0	0	5	25	8	40	7	35	20
20	0	0	0	0	2	10	6	30	12	60	20
<b>Total</b>	<b>4</b>	<b>1</b>	<b>10</b>	<b>3</b>	<b>113</b>	<b>28</b>	<b>141</b>	<b>35</b>	<b>132</b>	<b>33</b>	<b>400</b>



## DEPARTMENT OF ECONOMICS



### Feedback Analysis

Majority (60%) of the respondents are opined that faculty are excellent in overall curriculum delivery to the students. Around 33% of the faculty are excellent, 35% are very good and 28% are good in their performance with reference to the various aspects of curriculum delivery to the students. It is advised to arrange more remedial classes.

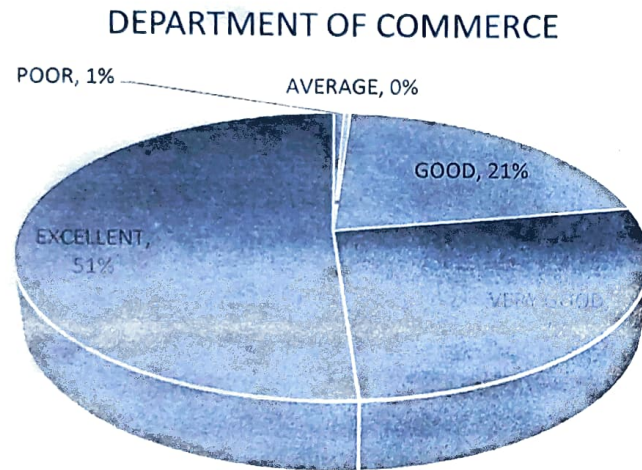
**DEPARTMENT OF COMMERCE**

**MKR Government Degree College, Devarakonda**

**Teacher Feed Back Analysis - 2016-2017**

**DEPARTMENT OF COMMERCE**

QUERY	POOR		AVERAGE		GOOD		VERY GOOD		EXCELLENT		TOTAL
	RESPONSES	PERCENTAGE	RESPONSES	PERCENTAGE	RESPONSES	PERCENTAGE	RESPONSES	PERCENTAGE	RESPONSES	PERCENTAGE	
1	0	0	0	0	0	0	12	30	28	70	40
2	0	0	0	0	5	13	6	15	29	73	40
3	0	0	0	0	2	5	10	25	28	70	40
4	0	0	0	0	14	35	13	33	13	33	40
5	1	3	1	3	8	20	18	45	12	30	40
6	0	0	1	3	15	38	14	35	10	25	40
7	0	0	0	0	6	15	9	23	25	63	40
8	0	0	0	0	8	20	5	13	18	45	40
9	1	3	0	0	7	18	9	23	23	58	40
10	0	0	0	0	10	25	14	35	16	40	40
11	0	0	1	3	6	15	9	33	24	60	40
12	0	0	0	0	7	18	13	25	20	50	40
13	1	3	0	0	7	18	10	33	22	55	40
14	1	3	0	0	12	30	13	18	15	38	40
15	0	0	0	0	13	33	7	18	20	50	40
16	0	0	0	0	12	30	7	20	21	53	40
17	0	0	0	0	11	28	8	30	21	53	40
18	1	3	0	0	12	30	12	25	15	38	40
19	0	0	0	0	8	20	10	33	22	55	40
20	0	0	0	0	4	10	13	33	23	58	40
<b>Total</b>	<b>5</b>	<b>1</b>	<b>3</b>	<b>0</b>	<b>167</b>	<b>21</b>	<b>212</b>	<b>27</b>	<b>405</b>	<b>51</b>	<b>800</b>



### **Feedback Analysis**

Majority (58%) of the respondents expressed that overall opinion on the faculty is excellent in curriculum delivery to the students. Around 51% of the faculty are excellent, 27% are very good and 21% are good in their performance with reference to the various aspects of curriculum delivery to the students. It is advised to conduct remedial coaching for students and encourage the students in participating study projects.



## DEPARTMENT OF BOTANY

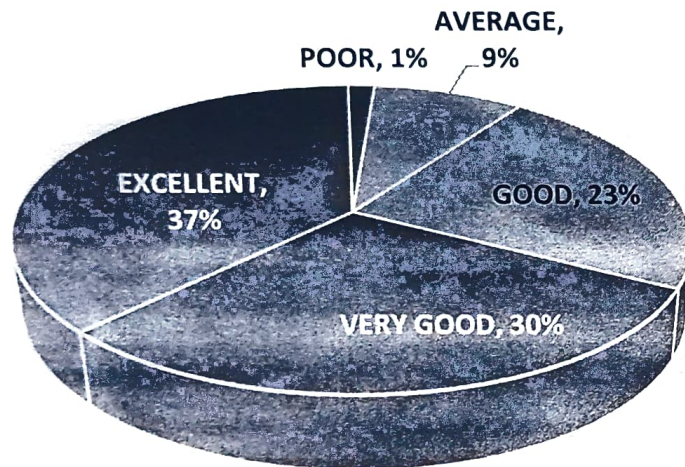
**MKR Government Degree College, Devarakonda**

**Teacher Feed Back Analysis - 2016-2017**

### **DEPARTMENT OF BOTANY**

QUERY	POOR		AVERAGE		GOOD		VERY GOOD		EXCELLENT		TOTAL
	RESPONSES	PERCENTAGE	RESPONSES	PERCENTAGE	RESPONSES	PERCENTAGE	RESPONSES	PERCENTAGE	RESPONSES	PERCENTAGE	
1	0	0	0	0	3	15	8	40	9	45	20
2	0	0	0	0	3	15	4	20	13	65	20
3	0	0	0	0	2	10	5	25	13	65	20
4	0	0	0	0	1	5	6	30	13	65	20
5	0	0	0	0	3	15	8	40	9	45	20
6	0	0	0	0	2	10	11	55	7	35	20
7	0	0	0	0	5	25	11	55	4	20	20
8	0	0	0	0	8	40	8	40	4	20	20
9	0	0	1	5	12	60	2	10	5	25	20
10	1	5	3	15	9	45	3	15	4	20	20
11	1	5	4	20	7	35	4	20	4	20	20
12	0	0	4	20	7	35	3	15	6	30	20
13	0	0	6	30	3	15	5	25	6	30	20
14	0	0	5	25	4	20	3	15	8	40	20
15	0	0	4	20	4	20	8	40	4	20	20
16	1	5	2	10	5	25	8	40	4	20	20
17	2	10	1	5	6	30	4	20	7	35	20
18	0	0	2	10	4	20	6	30	8	40	20
19	0	0	0	0	2	10	8	40	10	50	20
20	1	5	2	10	1	5	5	25	11	55	20
<b>Total</b>	<b>6</b>	<b>2</b>	<b>34</b>	<b>9</b>	<b>91</b>	<b>23</b>	<b>120</b>	<b>30</b>	<b>149</b>	<b>37</b>	<b>400</b>

## DEPARTMENT OF BOTANY



### Feedback Analysis

Majority (55%) of the respondents are opined that faculty are excellent in curriculum delivery to the students. Around 37% of the faculty are excellent, 30% are very good and 23% are good in their performance with reference to the various aspects of curriculum delivery to the students. To make improvements in the least rated item, it is advised to arrange more field visits.

## DEPARTMENT OF ZOOLOGY

**MKR Government Degree College, Devarakonda**

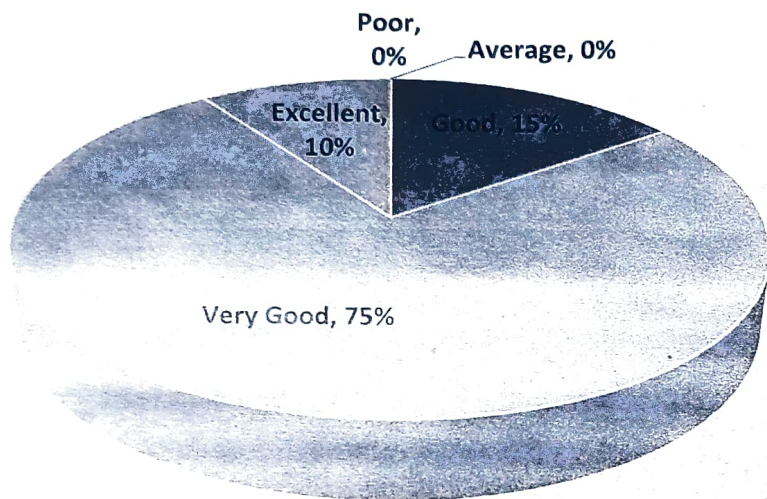
**Teacher Feed Back Analysis - 2016-2017**

### **DEPARTMENT OF ZOOLOGY**

QUERY	POOR		AVERAGE		GOOD		VERY GOOD		EXCELLENT		TOTAL
	RESPONSES	PERCENTAGE	RESPONSES	PERCENTAGE	RESPONSES	PERCENTAGE	RESPONSES	PERCENTAGE	RESPONSES	PERCENTAGE	
1	0	0	0	0	3	15	17	85	0	0	20
2	0	0	0	0	3	15	16	80	1	5	20
3	0	0	0	0	3	15	14	70	3	15	20
4	0	0	0	0	3	15	14	70	3	15	20
5	0	0	0	0	3	15	16	80	1	5	20
6	0	0	0	0	3	15	15	75	2	10	20
7	0	0	0	0	3	15	15	75	2	10	20
8	0	0	0	0	3	15	15	75	2	10	20
9	0	0	0	0	3	15	16	80	1	5	20
10	0	0	0	0	3	15	15	75	2	10	20
11	0	0	0	0	3	15	15	75	2	10	20
12	0	0	0	0	3	15	15	75	2	10	20
13	0	0	0	0	3	15	14	70	3	15	20
14	0	0	0	0	3	15	15	75	2	10	20
15	0	0	0	0	3	15	15	75	2	10	20
16	0	0	0	0	3	15	16	80	1	5	20
17	0	0	0	0	3	15	15	75	2	10	20
18	0	0	0	0	3	15	16	80	1	5	20
19	0	0	0	0	3	15	13	65	4	20	20
20	0	0	0	0	3	15	14	70	3	15	20
<b>Total</b>	<b>0</b>	<b>0</b>	<b>0</b>	<b>0</b>	<b>60</b>	<b>15</b>	<b>301</b>	<b>75</b>	<b>39</b>	<b>10</b>	<b>400</b>



## Department of Zoology



### Feedback Analysis

Majority (70%) of the respondents expressed that overall pinion on the faculty is very good in curriculum delivery to the students. Around 10% of the faculty are excellent,75% are very good and 15% are good in their performance with reference to the various aspects of curriculum delivery to the students.

## DEPARTMENT OF CHEMISTRY

**MKR Government Degree College, Devarakonda**

**Teacher Feed Back Analysis - 2016-2017**

### **DEPARTMENT OF CHEMISTRY**

QUERY	POOR		AVERAGE		GOOD		VERY GOOD		EXCELLENT		TOTAL
	RESPONSES	PERCENTAGE	RESPONSES	PERCENTAGE	RESPONSES	PERCENTAGE	RESPONSES	PERCENTAGE	RESPONSES	PERCENTAGE	
1	0	0	0	0	16	40	17	43	7	18	40
2	0	0	0	0	7	18	19	48	14	35	40
3	1	3	1	3	6	15	15	38	17	43	40
4	0	0	0	0	4	10	23	58	13	33	40
5	0	0	0	0	6	15	13	33	21	53	40
6	0	0	5	3	3	8	12	30	22	55	40
7	0	0	0	0	5	13	18	45	17	43	40
8	1	3	1	3	3	8	21	53	12	30	40
9	0	0	0	0	5	13	19	48	16	40	40
10	0	0	1	3	6	15	23	58	13	33	40
11	2	5	2	5	5	13	20	30	11	28	40
12	0	0	0	0	14	35	12	38	14	35	40
13	2	5	3	8	3	8	15	28	17	43	40
14	0	0	0	0	16	40	11	63	13	33	40
15	0	0	0	0	1	3	25	40	14	35	40
16	0	0	0	0	7	18	16	38	17	43	40
17	0	0	4	10	3	8	15	43	18	45	40
18	0	0	0	0	5	13	17	35	18	45	40
19	3	8	3	8	3	8	14	35	9	23	40
20	0	0	0	0	3	8	14	35	23	58	40
<b>Total</b>	<b>9</b>	<b>1</b>	<b>20</b>	<b>3</b>	<b>121</b>	<b>15</b>	<b>339</b>	<b>42</b>	<b>306</b>	<b>38</b>	<b>800</b>

## DEPARTMENT OF MICRO BIOLOGY

**MKR Government Degree College, Devarakonda**

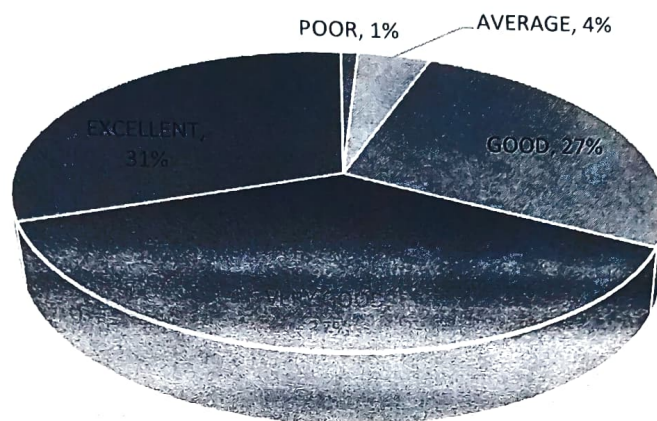
**Teacher Feed Back Analysis - 2016-2017**

### **DEPARTMENT OF MICRO BIOLOGY**

QUERY	POOR		AVERAGE		GOOD		VERY GOOD		EXCELLENT		TOTAL
	RESPONSES	PERCENTAGE	RESPONSES	PERCENTAGE	RESPONSES	PERCENTAGE	RESPONSES	PERCENTAGE	RESPONSES	PERCENTAGE	
1	0	0	2	10	4	20	5	25	9	45	20
2	0	0	0	0	5	25	10	50	5	25	20
3	0	0	1	5	4	20	10	50	5	25	20
4	1	5	1	5	5	25	7	35	6	30	20
5	1	5	4	20	6	30	2	10	7	35	20
6	0	0	1	5	6	30	6	30	7	35	20
7	0	0	1	5	5	25	6	30	8	40	20
8	0	0	2	10	4	20	11	55	3	15	20
9	0	0	0	0	6	30	8	40	6	30	20
10	0	0	1	5	4	20	12	60	3	15	20
11	0	0	0	0	9	45	4	20	7	35	20
12	0	0	0	0	4	20	13	65	3	15	20
13	0	0	0	0	7	35	6	30	7	35	20
14	0	0	0	0	7	35	9	45	4	20	20
15	3	15	1	5	5	25	4	20	7	35	20
16	0	0	1	5	7	35	7	35	5	25	20
17	0	0	0	0	7	35	8	40	5	25	20
18	0	0	0	0	5	25	8	40	7	35	20
19	2	10	1	5	3	15	6	30	8	40	20
20	1	5	1	5	3	15	5	25	10	50	20
<b>Total</b>	<b>8</b>	<b>1</b>	<b>17</b>	<b>4</b>	<b>106</b>	<b>27</b>	<b>147</b>	<b>37</b>	<b>122</b>	<b>31</b>	<b>400</b>



## DEPARTMENT OF MICROBIOLOGY



### Feedback Analysis

Majority (50%) of the respondents have excellent opinion on the overall performance of the faculty in curriculum delivery to the students. Around 31% of the faculty are excellent, 37% are very good and 27% are good in their performance with reference to the various aspects of curriculum delivery to the students. It is advised to teach more latest developments in the subject to the students in the classroom.

## DEPARTMENT OF MATHEMATICS

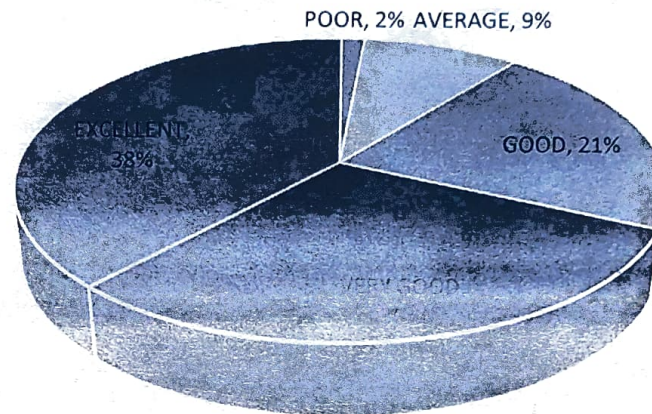
**MKR Government Degree College, Devarakonda**

**Teacher Feed Back Analysis - 2016-2017**

### **DEPARTMENT OF MATHEMATICS**

QUERY	POOR		AVERAGE		GOOD		VERY GOOD		EXCELLENT		TOTAL
	RESPONSES	PERCENTAGE	RESPONSES	PERCENTAGE	RESPONSES	PERCENTAGE	RESPONSES	PERCENTAGE	RESPONSES	PERCENTAGE	
1	1	3	1	3	8	20	10	25	20	50	40
2	0	0	1	3	6	15	13	33	20	50	40
3	0	0	3	8	8	20	11	28	18	45	40
4	0	0	0	0	6	15	11	28	23	58	40
5	0	0	2	5	2	5	19	48	17	43	40
6	0	0	0	0	3	8	24	60	13	33	40
7	3	8	6	15	5	13	16	40	10	25	40
8	0	0	4	10	10	25	19	48	7	18	40
9	0	0	6	15	9	23	16	40	9	23	40
10	0	0	4	10	16	40	11	28	9	23	40
11	2	5	5	13	10	25	9	15	14	35	40
12	0	0	6	15	18	45	6	18	10	25	40
13	2	5	2	5	18	45	7	23	11	28	40
14	2	5	4	10	10	25	9	23	15	38	40
15	0	0	6	15	6	15	9	30	19	48	40
16	0	0	8	20	8	20	12	25	12	30	40
17	1	3	6	15	5	13	10	25	18	45	40
18	0	0	6	15	9	23	10	28	15	38	40
19	0	0	2	5	9	23	11	20	18	45	40
20	0	0	1	3	3	8	8	20	28	70	40
<b>Total</b>	<b>11</b>	<b>1</b>	<b>73</b>	<b>9</b>	<b>169</b>	<b>21</b>	<b>241</b>	<b>30</b>	<b>306</b>	<b>38</b>	<b>800</b>

## DEPARTMENT OF MATHEMATICS



### Feedback Analysis

Majority (70%) of the respondents have excellent opinion on the overall performance of the faculty in curriculum delivery to the students. Around 38% of the faculty are excellent, 30% are very good and 21% are good in their performance with reference to the various aspects of curriculum delivery to the students. It is advised to encourage and guide students in the extracurricular activities like cultural and community service.



## DEPARTMENT OF PHYSICS

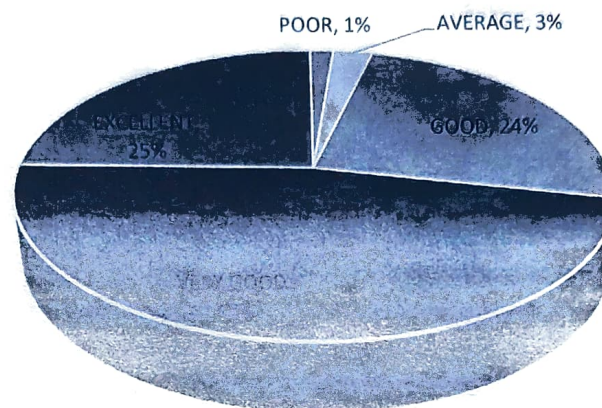
**MKR Government Degree College, Devarakonda**

**Teacher Feed Back Analysis - 2016-2017**

### **DEPARTMENT OF PHYSICS**

QUERY	POOR		AVERAGE		GOOD		VERY GOOD		EXCELLENT		TOTAL
	RESPONSES	PERCENTAGE	RESPONSES	PERCENTAGE	RESPONSES	PERCENTAGE	RESPONSES	PERCENTAGE	RESPONSES	PERCENTAGE	
1	0	0	0	0	13	33	27	68	0	0	40
2	3	8	4	10	12	30	12	30	9	23	40
3	0	0	0	0	10	25	28	70	2	5	40
4	0	0	0	0	12	30	13	33	15	38	40
5	0	0	0	0	10	25	19	48	11	28	40
6	0	0	5	13	12	30	10	25	13	33	40
7	1	3	1	3	4	10	20	50	14	35	40
8	0	0	0	0	14	35	18	45	8	20	40
9	0	0	0	0	7	18	24	60	9	23	40
10	4	10	2	5	11	28	15	38	8	20	40
11	0	0	1	3	9	23	24	43	6	15	40
12	0	0	0	0	13	33	17	58	10	25	40
13	0	0	0	0	7	18	23	38	10	25	40
14	0	0	0	0	13	33	15	50	12	30	40
15	0	0	0	0	13	33	20	35	7	18	40
16	2	5	5	13	7	18	14	53	12	30	40
17	0	0	0	0	11	28	21	30	8	20	40
18	2	5	2	5	2	5	12	55	22	55	40
19	0	0	0	0	10	25	22	58	8	20	40
20	0	0	0	0	4	10	23	58	13	33	40
<b>Total</b>	<b>12</b>	<b>2</b>	<b>20</b>	<b>3</b>	<b>194</b>	<b>24</b>	<b>377</b>	<b>47</b>	<b>197</b>	<b>25</b>	<b>800</b>

## DEPARTMENT OF PHYSICS



### Feedback Analysis

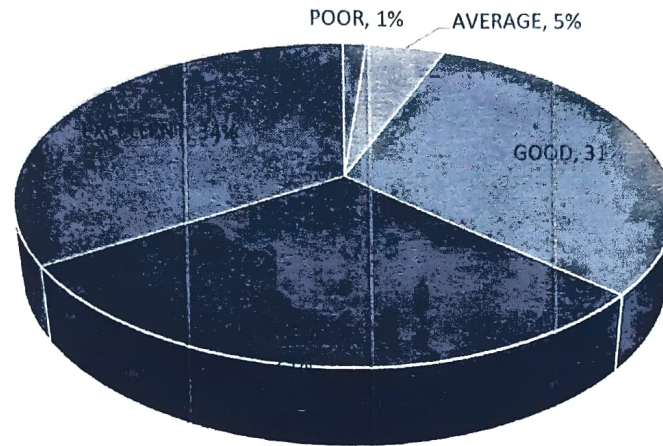
Majority of the respondents (58%) are opined that faculty are very good in curriculum delivery to the students. Around 25% of the faculty are excellent, 47% are very good and 24% are good in their performance with reference to the various aspects of curriculum delivery to the students. It is advised to arrange more field visits and extension lectures.

## DEPARTMENT OF COMPUTER SCIENCES/APPLICATIONS

<b>MKR Government Degree College, Devarakonda</b>											
<b>Teacher Feed Back Analysis - 2016-2017</b>											
<b>DEPARTMENT OF COMPUTER SCIENCES/APPLICATIONS</b>											
<b>QUERY</b>	<b>POOR</b>		<b>AVERAGE</b>		<b>GOOD</b>		<b>VERY GOOD</b>		<b>EXCELLENT</b>		<b>TOTAL</b>
	<b>RESPONSES</b>	<b>PERCENTAGE</b>	<b>RESPONSES</b>	<b>PERCENTAGE</b>	<b>RESPONSES</b>	<b>PERCENTAGE</b>	<b>RESPONSES</b>	<b>PERCENTAGE</b>	<b>RESPONSES</b>	<b>PERCENTAGE</b>	
1	3	8	4	10	9	23	10	25	14	35	40
2	0	0	0	0	10	25	10	25	20	50	40
3	2	5	1	3	15	38	11	28	11	28	40
4	0	0	0	0	9	23	11	28	20	50	40
5	0	0	0	0	16	40	14	35	10	25	40
6	0	0	0	0	12	30	6	15	22	55	40
7	2	5	6	15	6	15	11	28	15	38	40
8	0	0	4	10	7	18	16	40	13	33	40
9	0	0	1	3	5	13	18	45	16	40	40
10	0	0	2	5	15	38	6	15	17	43	40
11	2	5	4	10	14	35	9	23	11	28	40
12	0	0	1	3	13	33	12	30	14	35	40
13	0	0	2	5	16	40	11	28	11	28	40
14	1	3	4	10	14	35	16	40	5	13	40
15	0	0	0	0	15	38	20	50	5	13	40
16	0	0	1	3	14	35	20	50	5	13	40
17	1	3	2	5	17	43	10	25	10	28	40
18	0	0	3	8	18	45	7	18	12	30	40
19	0	0	0	0	18	45	11	28	11	28	40
20	0	0	2	5	2	5	6	15	30	75	40
<b>Total</b>	<b>11</b>	<b>1</b>	<b>37</b>	<b>5</b>	<b>245</b>	<b>31</b>	<b>235</b>	<b>29</b>	<b>272</b>	<b>34</b>	<b>800</b>



DEPARTMENT OF COMPUTER  
SCIENCEES/APPLICATIONS



**Feedback Analysis**

Majority (75%) of the respondents have excellent opinion on the overall performance of the faculty in curriculum delivery to the students. Around 34% of the faculty are excellent, 29% are very good and 31% are good in their performance with reference to the various aspects of curriculum delivery to the student. It is advised to use more ICT aids to cover the syllabus.

*[Handwritten Signature]*  
I.Q.A.C. Coordinator  
M.K.R. Government Degree College,  
Bevarakonda, Nalgonda, Dt. 508248

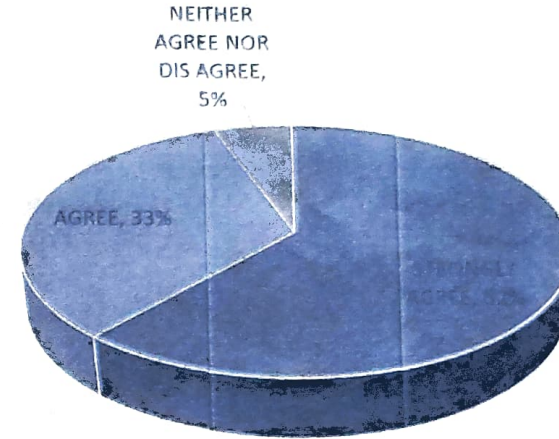
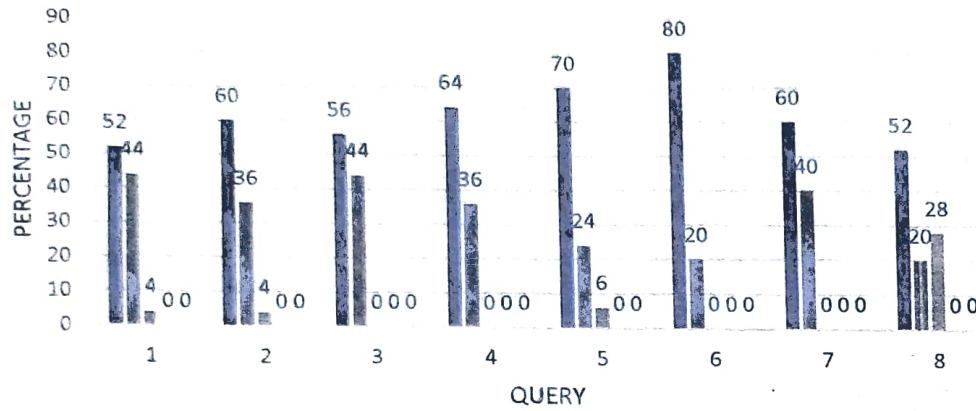
*[Handwritten Signature]*  
PRINCIPAL (FAC)  
M.K.R. Government Degree College,  
Bevarakonda, Nalgonda. Dt. 508248

# FEEDBACK ANALYSIS OF STUDENT ON CURRICULUM

Feedback on curriculum is obtained from a sample of 50 students from different classes of various departments. Percentage Analysis is used to analyze the data.

<b>MKR GOVERNMENT DEGREE COLLEGE, DEVARAKONDA</b>												
<b>STUDENT FEEDBACK ANALYSIS ON CURRICULUM</b>												
<b>2016-17</b>												
SL.NO	QUERY	STRONGLY AGREE		AGREE		NEITHER AGREE NOR DISAGREE		DISAGREE		STRONGLY DISAGREE		TOTAL
		Response	%	Response	%	Response	%	Response	%	Response	%	
1	Curriculum/Topics taught was covered enough	26	52	22	44	2	4	0	0	0	0	50
2	The objectives of the syllabi are well defined	30	60	18	36	2	4	0	0	0	0	50
3	Getting enough time to cover all the topics	28	56	22	44	0	0	0	0	0	0	50
4	There is a good balance between curricular-curricular and extra-curricular activities	32	64	18	36	0	0	0	0	0	0	50
5	Course curriculum fulfils the student's expectations	35	70	12	24	3	6	0	0	0	0	50
6	curriculum is effectively implemented in the college	40	80	10	20	0	0	0	0	0	0	50
7	Syllabus creates interest in the student	30	60	20	40	0	0	0	0	0	0	50
8	Assessment pattern measures the knowledge of students completely	26	52	10	20	14	28	0	0	0	0	50
	<b>Total</b>	<b>247</b>	<b>62</b>	<b>132</b>	<b>33</b>	<b>21</b>	<b>5</b>	<b>0</b>	<b>0</b>	<b>0</b>	<b>0</b>	<b>400</b>

## STUDENT FEEDBACK ON CURRICULUM



### Feedback Analysis

Majority (62%) of the respondents strongly agree that curriculum is well defined and implemented in the college. More than 50% of the students strongly agrees that the Syllabus/Courses taught was updated enough, the objectives of the syllabi are well defined and students are getting enough time to cover all the topics. 64% of students strongly agree that there is a good balance between curricular-curricular and extra-curricular activities. Around 70% strongly agrees that course curriculum fulfils the student's expectations and 80% responded that curriculum is effectively implemented in the college. Majority of the students strongly agrees that syllabus creates interest in them and assessment patterns are sufficient to measure the knowledge of students completely. 28% of the students have neutral opinion about the assessment pattern. More than 95% students are satisfied with curriculum design and its implementation in the college.

*[Signature]*  
**I.Q.A.C. Coordinator**  
**M.K.R. Government Degree College,**  
**Devarakonda, Nalgonda. Dt. 508248**

*[Signature]*  
**Principal (FAC)**  
**I.K.R. Government Degree College,**  
**Devarakonda, Nalgonda. Dt. 508248**

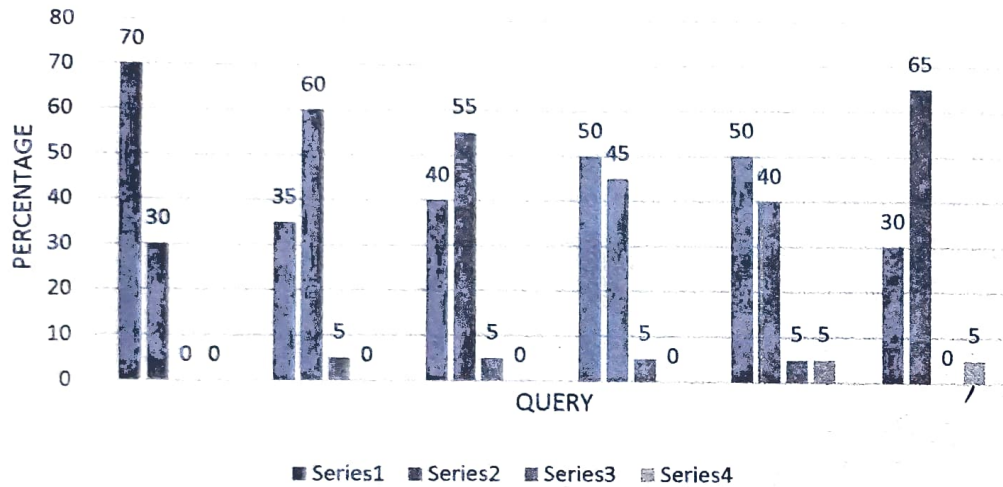


# FEEDBACK ANALYSIS OF TEACHER ON CURRICULUM

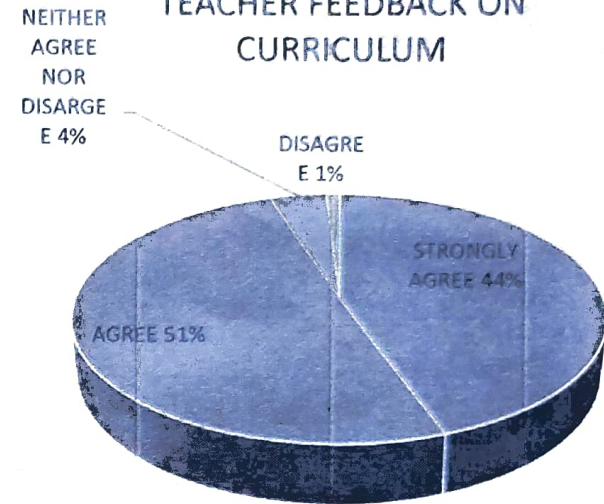
Feedback on curriculum is obtained from a sample of 24 teachers from different departments. Percentage Analysis is used to analyze the data

<b>MKR GOVERNMENT DEGREE COLLEGE, DEVARAKONDA</b>						
<b>TEACHER FEEDBACK ANALYSIS</b>						
<b>2016-17</b>						
SL.NO	QUERY	Responses in Percentage				
		STRONGLY AGREE	AGREE	NEITHER AGREE NOR DISARGEE	DISAGREE	STRONGLY DIS AGREE
1	The courses /syllabus taught has good balance between theory and application	70	30	0	0	0
2	The objectives of the syllabi are well defined	25	75	0	0	0
3	The college has given me full freedom to adopt new techniques/strategies of teaching	45	40	15	0	0
4	The college has given freedom to adopt new techniques of assessing the students?	60	35	5	0	0
5	The prescribed books are available in the library in sufficient numbers	40	60	0	0	0
6	The environment in the college is conducive to teaching and Research	35	60	5	0	0
7	The administration is teacher friendly?	40	55	5	0	0
8	The college provides adequate opportunities and support to staff for career advancement	50	45	5	0	0
9	ICT facilities in the college are satisfactory	50	40	5	5	0
10	Overall maintenance of the college environment	30	65	0	5	0
<b>TOTAL</b>		<b>44</b>	<b>51</b>	<b>4</b>	<b>1</b>	<b>0</b>

### TEACHER FEEDBACK ANALYSIS ON CURRICULUM



### TEACHER FEEDBACK ON CURRICULUM



### Feedback Analysis

Majority of the teachers strongly agree that curriculum is well defined and implemented in the college. More than 70% agree that courses /syllabus taught has good balance between theory and application and the objectives of the syllabi are well defined. Most of the teachers agree that the college has given full freedom to adopt new techniques of teaching and assessing the students. The prescribed books are available in the library in sufficient numbers and the environment in the college is conducive to teaching and research. The administration is teacher friendly. The college provides adequate opportunities and support to staff for career advancement. More than 95% are satisfied with ICT facilities in the college. Most of them are satisfied with overall maintenance of the college environment

*Varish*  
 I.Q.A.C. Coordinator  
 M.K.R. Government Degree College,  
 Devarakonda, Nalgonda. Dt. 508248

*Meedy*  
 Principal  
 PRINCIPAL (FAC)  
 M.K.R. Government Degree College,  
 Devarakonda, Nalgonda. Dt. 508248

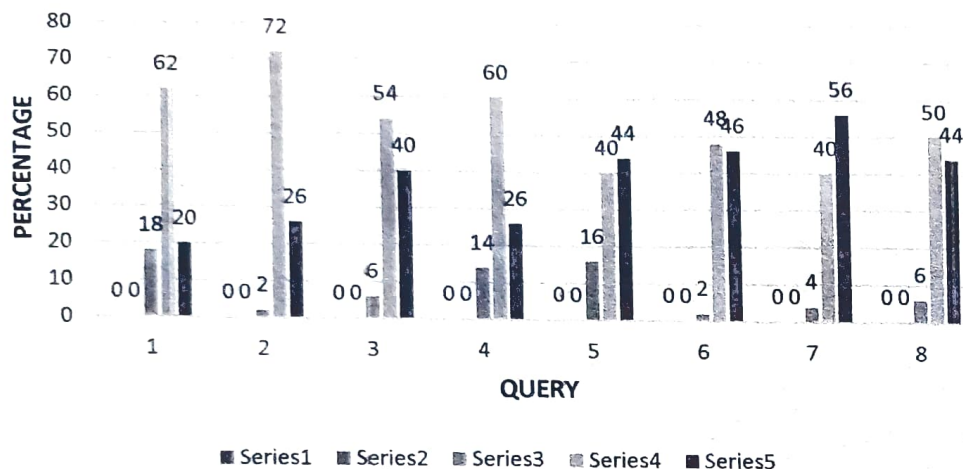
# FEEDBACK ANALYSIS OF PARENT ON CURRICULUM

Feedback on curriculum is obtained from a sample of 50 parents on various aspects of curriculum. Percentage Analysis is used to analyze the data.

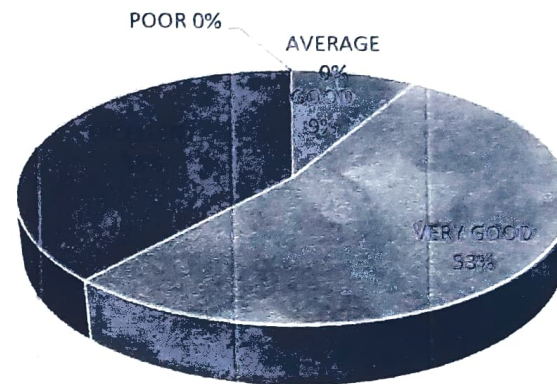
MKR GOVERNMENT DEGREE COLLEGE, DEVARAKONDA						
PARENT FEEDBACK ANALYSIS ON CURRICULUM						
2016-17						
SL.NO	QUERY	Responses in Percentage				
		POOR	AVERAGE	GOOD	VERY GOOD	EXCELLENT
1	Quality and relevance of the curriculum for career	0	0	18	62	20
2	Does infrastructure and lab facilities sufficient to deliver curriculum in your ward?	0	0	2	72	26
3	Does curriculum is useful in improving communication skills in your ward?	0	0	6	54	40
4	Does the curriculum help in widening intellectual horizon?	0	0	14	60	26
5	Do you feel that curriculum undertaken enhances employability skills in your ward?	0	0	16	40	44
6	Use of Information and communication technology in the college to deliver the curriculum	0	0	2	48	46
7	Academic discipline observed by the college	0	0	4	40	56
8	Improvement of ethics and morals in your ward while studying in the college	0	0	6	50	44
	<b>TOTAL</b>	<b>0</b>	<b>0</b>	<b>8.5</b>	<b>53.25</b>	<b>38.25</b>



### PARENT FEEDBACK ANALYSIS



### PARENT FEEDBACK ANALYSIS



### Feedback Analysis

Feedback is obtained from the parents on various aspects of curriculum delivery, its relevance and usefulness, facilities like library, labs, ICT aids in the college for effective delivery of the curriculum, Academic discipline observed in the college and improvement of ethics and morals in students while pursuing the course.

Majority (62%) of the parents is of opinion that curriculum is relevant for the career. Infrastructure and lab facilities in the college are very good to deliver the curriculum. Majority opined that curriculum is useful in improving communication sand employability skills and widening intellectual horizon of the ward. Majority (46%) gave excellent and 48% gave very good rating for the use of ICT in the college to deliver the curriculum. They are satisfied with academic discipline observed in the college. Majority said college is excellent in improving ethics and morals in their ward.

*[Signature]*  
 I.Q.A.C. Coordinator  
 M.K.R. Government Degree College,  
 Devarakonda, Nalgonda. Dt. 508248

*[Signature]*  
 PRINCIPAL (FAO)  
 M.K.R. Government Degree College,  
 Devarakonda, Nalgonda. Dt. 508248

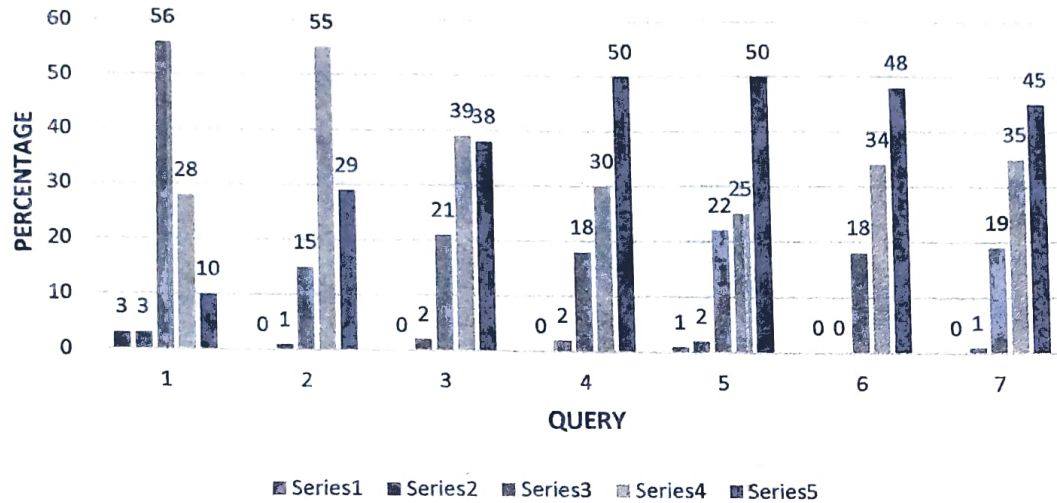


# FEEDBACK ANALYSIS OF ALUMNI ON CURRICULUM

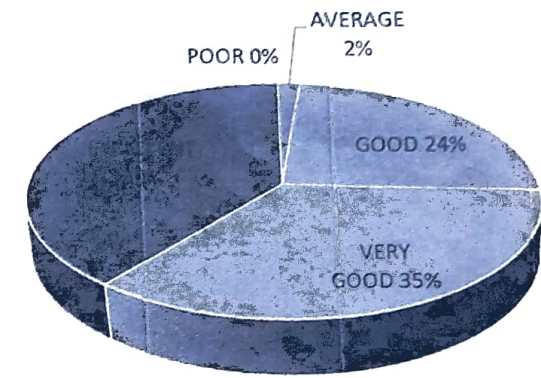
Feedback on curriculum is obtained from a sample of 100 members of Alumni on various aspects of curriculum. Percentage Analysis is used to analyze the data

MKR GOVERNMENT DEGREE COLLEGE, DEVARAKONDA						
ALUMNI FEEDBACK ANALYSIS ON CURRICULUM						
2016-17						
SL.NO	QUERY	Responses in Percentage				
		POOR	AVERAGE	GOOD	VERY GOOD	EXCELLENT
1	Relevance of curriculum in your job	3	3	56	28	10
2	Infrastructure and lab facility	0	1	15	55	29
3	Faculty	0	2	21	39	38
4	Library	0	2	18	30	50
5	Office staff	1	2	22	25	50
6	College Environment	0	0	18	34	48
7	Overall rating of the college	0	1	19	35	45
	<b>TOTAL</b>	<b>0</b>	<b>2</b>	<b>24</b>	<b>35</b>	<b>39</b>

### ALUMNI FEEDBACK ANALYSIS



### ALUMNI FEEDBACK ANALYSIS



### Feedback Analysis

Feedback is obtained from Alumni on different parameters like Curriculum, infrastructure, lab facilities, faculty, library, office staff and college environment. One open ended question to give suggestions is also included in the feedback form. Majority felt curriculum is relevant to their jobs. Most of them are satisfied with infrastructure, lab facilities and library. They opined most of the faculty and office staff are very good. The overall college environment is excellent.

*[Signature]*  
**I.Q.A.C. Coordinator**  
**M.K.R. Government Degree College,**  
**Devarekonda, Nalgonda. Dt. 508248**

*[Signature]*  
**Principal**  
**M.K.R. Govt. Degree College**  
**Devarekonda, Nalgonda Dt. 508248**





# MKR GOVERNMENT DEGREE COLLEGE

DEVARAKONDA (Dist. NALGONDA) - 508 248

(Accredited with B'' Grade by NAAC)

E-mail : jkc.devaraonda@gmail.com

Dr. N. Prempal Reddy M. Com, M.Phil, Ph.D  
Principal (FAC)

## Principal's Action Taken Report on Feedback 2016-17

- Academic discipline maintained.
- Ensured the coverage of 100% syllabus.
- Mentor men-tee system strengthened.
- Encouraged field visits, industrial tours
- Encouraged students to participate in Cultural programs, Games and sports.
- Actions initiated to improve Communicative skills among the students.
- Science Lab facilities improved.
- Encouraged merits students with Gold medals.
- Encouraged staff to utilize student-centrist methods.
- Students Progression monitored.
- Suggested non teaching staff to deliver student supportive services efficiently.
- Scholarships provided.

PRINCIPAL (FAC)  
M.K.R. Government Degree College,  
Devarakonda, Nalgonda. Dt. 508248





**MKR GOVERNMENT DEGREE COLLEGE  
DEVARAKONDA**

**2017-18**

**FEEDBACK ANALYSIS**

Feedback is very crucial and integral element of teaching-learning process. The college has a continuous teaching -learning evaluation mechanism through a process of feedback collection and analysis as a part of IQAC. Feedback is obtained from all the stakeholders of the institution, viz. Students, Parents and alumni as well as the teachers. All the feedbacks are administered through a questionnaire. The questions range from curriculum design, delivery, methodology, evaluation, use of ICT and infrastructure. The students are not required to disclose their identity anywhere in the questionnaire. This way the students are free to express their correct perceptions without any inhibitions. The feedback thus obtained is studied and analyzed in order to identify if there are any lacunas. Suggestions for improvement are taken into consideration. Specific complaints shall be addressed. The teachers are personally counseled with regards to the feedback they receive. The IQAC of the institution ensures monitoring all the curricular and co-curricular aspects.

The feedback analysis report consists of

- Department wise feedback analysis on curriculum implementation and performance of the teacher given by students.
- Feedback Analysis on Curriculum by Students
- Feedback Analysis on Curriculum by Teachers
- Feedback Analysis on Curriculum by Parents
- Feedback Analysis on Curriculum by Alumni

# DEPARTMENT WISE FEEDBACK ANALYSIS

Feedback is collected from the students on curriculum delivery and performance of the teacher with reference to the 20 items. The opinion of the student is given on five-point rating scale. Percentage Analysis is used to analyze the data. Feedback is obtained from minimum 20 students of different classes from all the departments. A sample of 480 students from entire college is selected for collection of feedback. The following queries are included in the feedback form.

Sl.no	Query/Item
1	Efforts to effectively cover 100% Syllabus
2	The Interest generated in the students while teaching in the room
3	Clarity of expression while teaching the topic /lesson
4	Depth of Subject Content explained
5	Level of latest developments in the subject taught
6	Use of the methods of teaching like class seminar, question -answer, group discussion etc. In the class room
7	Encouraging questions on the topic in the class and clearing doubts
8	Use of teaching models and teaching aids in the class room
9	Encouraging and supervising the Students for the Study Projects
10	Aptitude shown in arranging field visits, invited lecturers etc.,in the subject
11	Encouraging and guiding students in reading library (subject and general) books and using Internet
12	Encouraging and Guiding Students in giving class Seminars
13	Regularity and seriousness in valuing the answer scripts of monthly tests and discussing the same with the students
14	Remedial Coaching and efforts made in preparing the students for university Examinations.
15	Regularity and Punctuality to the class
16	Enthusiasm shown to encourage and guide students in the extracurricular activities like cultural, community service, nation building etc.
17	Counseling and Career guidance
18	Accessibility of the lecture outside the class room for Academic interaction.
19	Personal care and affection while dealing with individual Students and helping students.
20	Overall opinion on the lecturer.

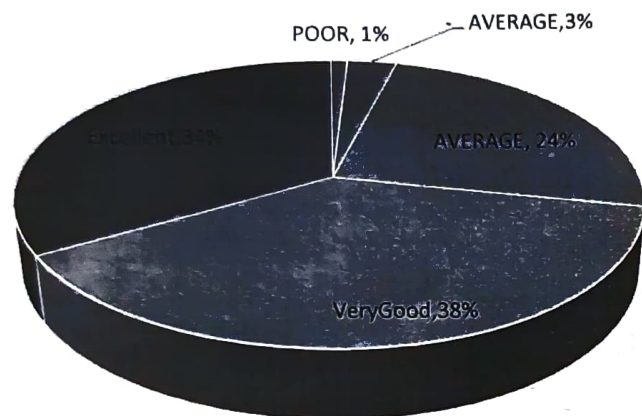
## MKR Government Degree College, Devarakonda

### Analysis of Student Feed Back on Teacher & curriculum Delivery - 2017-18

QUERY	POOR		AVERAGE		GOOD		VERY GOOD		EXCELLENT		Total
	RESPONSES	%	RESPONSES	%	RESPONSES	%	RESPONSES	%	RESPONSES	%	
1	4	1	6	1	158	33	183	38	129	27	480
2	2	0	8	2	134	28	168	35	168	35	480
3	3	1	8	2	114	24	181	38	174	36	480
4	9	2	14	3	107	22	179	37	171	36	480
5	5	1	20	4	112	23	167	35	176	37	480
6	4	1	18	4	113	24	177	37	168	35	480
7	5	1	12	3	95	20	206	43	162	34	480
8	3	1	23	5	101	21	238	50	115	24	480
9	7	1	21	4	107	22	201	42	144	30	480
10	5	1	18	4	129	27	176	37	152	32	480
11	5	1	16	3	131	27	169	35	159	33	480
12	4	1	13	3	119	25	195	41	149	31	480
13	11	2	19	4	121	25	165	34	164	34	480
14	8	2	14	3	119	25	186	39	153	32	480
15	1	0	13	3	127	26	156	33	183	38	480
16	3	1	20	4	115	24	193	40	149	31	480
17	7	1	15	3	121	25	187	39	150	31	480
18	3	1	12	3	119	25	189	39	157	33	480
19	5	1	6	1	115	24	162	34	192	40	480
20	3	1	11	2	89	19	168	35	209	44	480
<b>Total</b>	<b>97</b>	<b>1</b>	<b>287</b>	<b>3</b>	<b>2346</b>	<b>24</b>	<b>3646</b>	<b>38</b>	<b>3224</b>	<b>34</b>	<b>9600</b>



### Feedback Analysis



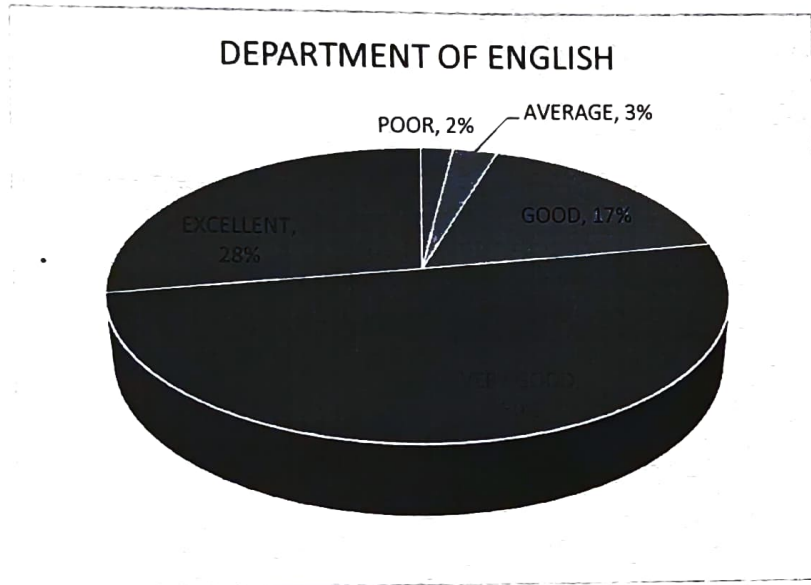
Around 34% of the responses are excellent, 38% very good and 24% are good in curriculum implementation. Overall opinion on the faculty is excellent (44%)

Majority students expressed faculty are very good in putting 100% efforts in completing the syllabus and generating interest in them towards curriculum. Majority expressed faculty has clarity of expression and clarity in subject content. Most of the faculty give information on latest developments in their concerned subjects. 43% faculty are very good in encouraging questions on the topic in the class room and clearing doubts. Latest ICT developments and innovative methods are used in delivering curriculum. Majority of them guide students in giving classroom seminars and participating in extracurricular activities. They are excellent in motivating students to use Library and Internet and make students to involve in student study projects. They are almost available to the student outside the classroom for academic interaction and encourages them to do community service.

# DEPARTMENT WISE FEEDBACK ANALYSIS

## DEPARTMENT OF ENGLISH

<b>MKR Government Degree College, Devarakonda</b>											
<b>Teacher Feed Back Analysis - 2017-2018</b>											
<b>DEPARTMENT OF ENGLISH</b>											
<b>QUERY</b>	<b>POOR</b>		<b>AVERAGE</b>		<b>GOOD</b>		<b>VERY GOOD</b>		<b>EXCELLENT</b>		<b>TOTAL</b>
	<b>RESPONSES</b>	<b>PERCENTAGE</b>	<b>RESPONSES</b>	<b>PERCENTAGE</b>	<b>RESPONSES</b>	<b>PERCENTAGE</b>	<b>RESPONSES</b>	<b>PERCENTAGE</b>	<b>RESPONSES</b>	<b>PERCENTAGE</b>	
<b>1</b>	0	0	0	0	10	25	15	38	15	38	<b>40</b>
<b>2</b>	1	3	2	5	5	13	22	55	10	25	<b>40</b>
<b>3</b>	0	0	0	0	4	10	16	40	20	50	<b>40</b>
<b>4</b>	2	5	3	8	5	13	20	50	9	23	<b>40</b>
<b>5</b>	2	5	1	3	6	15	19	48	12	30	<b>40</b>
<b>6</b>	1	3	1	3	4	10	21	53	13	33	<b>40</b>
<b>7</b>	0	0	1	3	8	20	21	53	10	25	<b>40</b>
<b>8</b>	1	3	1	3	7	18	22	55	9	23	<b>40</b>
<b>9</b>	0	0	2	5	9	23	18	45	12	30	<b>40</b>
<b>10</b>	1	3	2	5	8	20	19	48	10	25	<b>40</b>
<b>11</b>	0	0	0	0	6	15	23	58	11	28	<b>40</b>
<b>12</b>	1	3	1	3	5	13	21	53	12	30	<b>40</b>
<b>13</b>	2	5	2	5	5	13	15	38	16	40	<b>40</b>
<b>14</b>	1	3	0	0	5	13	22	55	12	30	<b>40</b>
<b>15</b>	0	0	1	3	16	40	15	38	8	20	<b>40</b>
<b>16</b>	1	3	2	5	7	18	28	70	2	5	<b>40</b>
<b>17</b>	1	3	2	5	12	30	15	38	10	25	<b>40</b>
<b>18</b>	1	3	1	3	4	10	29	73	5	13	<b>40</b>
<b>19</b>	1	3	0	0	7	18	18	45	14	35	<b>40</b>
<b>20</b>	0	0	0	0	6	15	22	55	12	30	<b>40</b>
<b>Total</b>	<b>16</b>	<b>2</b>	<b>22</b>	<b>3</b>	<b>139</b>	<b>17</b>	<b>401</b>	<b>50</b>	<b>222</b>	<b>28</b>	<b>800</b>



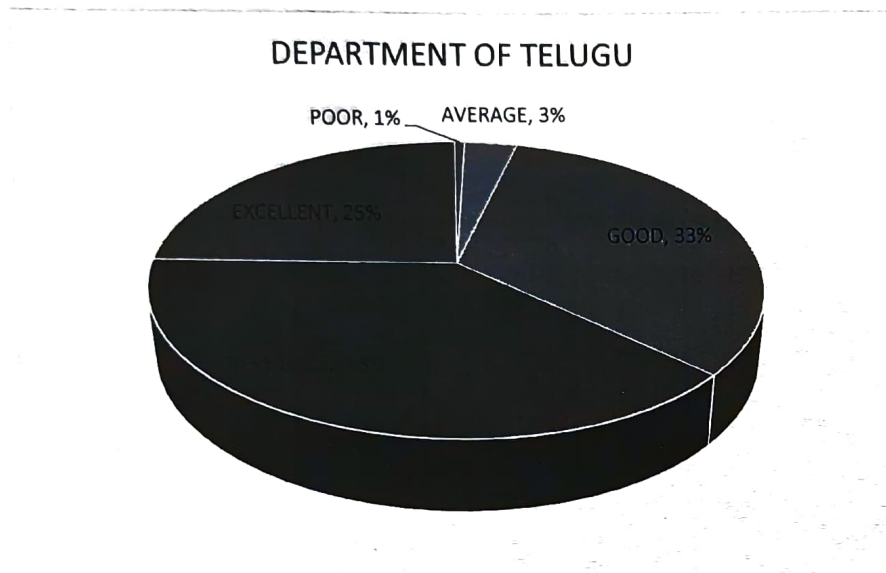
### **Feedback Analysis**

Majority of the respondents are opined that faculty are very good in curriculum delivery to the students. Around 28% of the faculty are excellent, 50% are very good and 17% are good in their performance with reference to the various aspects of curriculum delivery to the students.



## DEPARTMENT OF TELUGU

<b>MKR Government Degree College, Devarakonda</b>											
<b>Teacher Feed Back Analysis - 2017-2018</b>											
<b>DEPARTMENT OF TELUGU</b>											
QUERY	POOR		AVERAGE		GOOD		VERY GOOD		EXCELLENT		TOTAL
	RESPONSES	PERCENTAGE	RESPONSES	PERCENTAGE	RESPONSES	PERCENTAGE	RESPONSES	PERCENTAGE	RESPONSES	PERCENTAGE	
1	1	3	1	3	22	55	9	23	7	18	40
2	0	0	1	3	21	53	8	20	10	25	40
3	0	0	3	8	13	33	18	45	6	15	40
4	0	0	2	5	12	30	18	45	8	20	40
5	1	3	0	0	10	25	18	45	11	28	40
6	0	0	3	8	20	50	7	18	10	25	40
7	1	3	0	0	12	30	13	33	14	35	40
8	0	0	2	5	10	25	23	58	5	13	40
9	0	0	3	8	12	30	17	43	8	20	40
10	1	3	1	3	17	43	13	33	8	20	40
11	0	0	1	3	11	28	15	38	13	33	40
12	0	0	0	0	9	23	19	48	12	30	40
13	1	3	1	3	13	33	15	38	10	25	40
14	0	0	1	3	11	28	16	40	12	30	40
15	0	0	0	0	5	13	17	43	18	45	40
16	0	0	1	3	18	45	12	30	9	23	40
17	0	0	2	5	10	25	19	48	9	23	40
18	0	0	2	5	12	30	17	43	9	23	40
19	0	0	0	0	15	38	17	43	8	20	40
20	0	0	2	5	11	28	16	40	11	28	40
<b>Total</b>	<b>5</b>	<b>1</b>	<b>26</b>	<b>3</b>	<b>264</b>	<b>33</b>	<b>307</b>	<b>38</b>	<b>198</b>	<b>25</b>	<b>800</b>



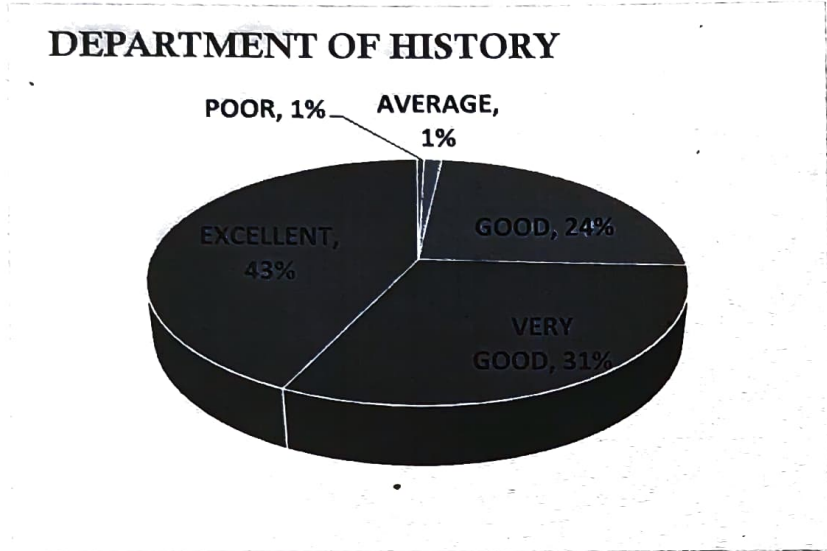
### **Feedback Analysis**

Majority of the respondents are opined that faculty are very good in curriculum delivery to the students. Around 25% of the faculty are excellent, 38% are very good and 33% are good in their performance with reference to the various aspects of curriculum delivery to the students. To overcome the average feedback (3%) it is advised to use more innovative methods of teaching.

## DEPARTMENT OF HISTORY

<b>MKR Government Degree College, Devarakonda</b>											
<b>Teacher Feed Back Analysis - 2017-2018</b>											
<b>DEPARTMENT OF HISTORY</b>											
<b>QUERY</b>	<b>POOR</b>		<b>AVERAGE</b>		<b>GOOD</b>		<b>VERY GOOD</b>		<b>EXCELLENT</b>		<b>TOTAL</b>
	<b>RESPONSES</b>	<b>PERCENTAGE</b>	<b>RESPONSES</b>	<b>PERCENTAGE</b>	<b>RESPONSES</b>	<b>PERCENTAGE</b>	<b>RESPONSES</b>	<b>PERCENTAGE</b>	<b>RESPONSES</b>	<b>PERCENTAGE</b>	
<b>1</b>	0	0	0	0	17	43	15	38	8	20	<b>40</b>
<b>2</b>	0	0	2	5	13	33	9	23	16	40	<b>40</b>
<b>3</b>	1	3	0	0	12	30	8	20	19	48	<b>40</b>
<b>4</b>	0	0	0	0	8	20	16	40	16	40	<b>40</b>
<b>5</b>	0	0	2	5	7	18	14	35	17	43	<b>40</b>
<b>6</b>	0	0	2	5	9	23	16	40	13	33	<b>40</b>
<b>7</b>	1	3	0	0	9	23	14	35	16	40	<b>40</b>
<b>8</b>	0	0	0	0	9	23	17	43	14	35	<b>40</b>
<b>9</b>	0	0	0	0	5	13	12	30	23	58	<b>40</b>
<b>10</b>	0	0	0	0	11	28	14	35	14	35	<b>40</b>
<b>11</b>	1	3	0	0	9	23	12	33	19	48	<b>40</b>
<b>12</b>	0	0	0	0	14	35	13	25	12	30	<b>40</b>
<b>13</b>	0	0	1	3	14	35	13	25	12	30	<b>40</b>
<b>14</b>	0	0	1	3	12	30	10	25	17	43	<b>40</b>
<b>15</b>	0	0	1	3	12	30	10	25	17	43	<b>40</b>
<b>16</b>	1	3	1	3	9	23	10	25	19	48	<b>40</b>
<b>17</b>	0	0	0	0	7	18	5	13	28	70	<b>40</b>
<b>18</b>	0	0	0	0	7	18	5	13	28	70	<b>40</b>
<b>19</b>	0	0	0	0	10	25	13	33	17	43	<b>40</b>
<b>20</b>	0	0	0	0	10	25	13	33	17	43	<b>40</b>
<b>21</b>	0	0	1	3	7	18	11	28	21	53	<b>40</b>
<b>22</b>	0	0	1	3	7	18	11	28	21	53	<b>40</b>
<b>23</b>	0	0	0	0	9	23	16	40	15	38	<b>40</b>
<b>24</b>	0	0	0	0	9	23	16	40	24	60	<b>40</b>
<b>25</b>	0	0	0	0	8	20	8	20	16	40	<b>40</b>
<b>26</b>	0	0	0	0	8	20	16	40	16	40	<b>40</b>
<b>27</b>	0	0	0	0	8	20	16	40	16	40	<b>40</b>
<b>28</b>	0	0	0	0	8	20	16	40	16	40	<b>40</b>
<b>29</b>	0	0	0	0	8	20	16	40	16	40	<b>40</b>
<b>30</b>	0	0	0	0	8	20	16	40	16	40	<b>40</b>
<b>31</b>	0	0	0	0	8	20	16	40	16	40	<b>40</b>
<b>32</b>	0	0	0	0	8	20	16	40	16	40	<b>40</b>
<b>33</b>	0	0	0	0	8	20	16	40	16	40	<b>40</b>
<b>34</b>	0	0	0	0	8	20	16	40	16	40	<b>40</b>
<b>35</b>	0	0	0	0	8	20	16	40	16	40	<b>40</b>
<b>36</b>	0	0	0	0	8	20	16	40	16	40	<b>40</b>
<b>37</b>	0	0	0	0	8	20	16	40	16	40	<b>40</b>
<b>38</b>	0	0	0	0	8	20	16	40	16	40	<b>40</b>
<b>39</b>	0	0	0	0	8	20	16	40	16	40	<b>40</b>
<b>40</b>	0	0	0	0	8	20	16	40	16	40	<b>40</b>
<b>41</b>	0	0	0	0	8	20	16	40	16	40	<b>40</b>
<b>42</b>	0	0	0	0	8	20	16	40	16	40	<b>40</b>
<b>43</b>	0	0	0	0	8	20	16	40	16	40	<b>40</b>
<b>44</b>	0	0	0	0	8	20	16	40	16	40	<b>40</b>
<b>45</b>	0	0	0	0	8	20	16	40	16	40	<b>40</b>
<b>46</b>	0	0	0	0	8	20	16	40	16	40	<b>40</b>
<b>47</b>	0	0	0	0	8	20	16	40	16	40	<b>40</b>
<b>48</b>	0	0	0	0	8	20	16	40	16	40	<b>40</b>
<b>49</b>	0	0	0	0	8	20	16	40	16	40	<b>40</b>
<b>50</b>	0	0	0	0	8	20	16	40	16	40	<b>40</b>
<b>51</b>	0	0	0	0	8	20	16	40	16	40	<b>40</b>
<b>52</b>	0	0	0	0	8	20	16	40	16	40	<b>40</b>
<b>53</b>	0	0	0	0	8	20	16	40	16	40	<b>40</b>
<b>54</b>	0	0	0	0	8	20	16	40	16	40	<b>40</b>
<b>55</b>	0	0	0	0	8	20	16	40	16	40	<b>40</b>
<b>56</b>	0	0	0	0	8	20	16	40	16	40	<b>40</b>
<b>57</b>	0	0	0	0	8	20	16	40	16	40	<b>40</b>
<b>58</b>	0	0	0	0	8	20	16	40	16	40	<b>40</b>
<b>59</b>	0	0	0	0	8	20	16	40	16	40	<b>40</b>
<b>60</b>	0	0	0	0	8	20	16	40	16	40	<b>40</b>
<b>61</b>	0	0	0	0	8	20	16	40	16	40	<b>40</b>
<b>62</b>	0	0	0	0	8	20	16	40	16	40	<b>40</b>
<b>63</b>	0	0	0	0	8	20	16	40	16	40	<b>40</b>
<b>64</b>	0	0	0	0	8	20	16	40	16	40	<b>40</b>
<b>65</b>	0	0	0	0	8	20	16	40	16	40	<b>40</b>
<b>66</b>	0	0	0	0	8	20	16	40	16	40	<b>40</b>
<b>67</b>	0	0	0	0	8	20	16	40	16	40	<b>40</b>
<b>68</b>	0	0	0	0	8	20	16	40	16	40	<b>40</b>
<b>69</b>	0	0	0	0	8	20	16	40	16	40	<b>40</b>
<b>70</b>	0	0	0	0	8	20	16	40	16	40	<b>40</b>
<b>71</b>	0	0	0	0	8	20	16	40	16	40	<b>40</b>
<b>72</b>	0	0	0	0	8	20	16	40	16	40	<b>40</b>
<b>73</b>	0	0	0	0	8	20	16	40	16	40	<b>40</b>
<b>74</b>	0	0	0	0	8	20	16	40	16	40	<b>40</b>
<b>75</b>	0	0	0	0	8	20	16	40	16	40	<b>40</b>
<b>76</b>	0	0	0	0	8	20	16	40	16	40	<b>40</b>
<b>77</b>	0	0	0	0	8	20	16	40	16	40	<b>40</b>
<b>78</b>	0	0	0	0	8	20	16	40	16	40	<b>40</b>
<b>79</b>	0	0	0	0	8	20	16	40	16	40	<b>40</b>
<b>80</b>	0	0	0	0	8	20	16	40	16	40	<b>40</b>
<b>81</b>	0	0	0	0	8	20	16	40	16	40	<b>40</b>
<b>82</b>	0	0	0	0	8	20	16	40	16	40	<b>40</b>
<b>83</b>	0	0	0	0	8	20	16	40	16	40	<b>40</b>
<b>84</b>	0	0	0	0	8	20	16	40	16	40	<b>40</b>
<b>85</b>	0	0	0	0	8	20	16	40	16	40	<b>40</b>
<b>86</b>	0	0	0	0	8	20	16	40	16	40	<b>40</b>
<b>87</b>	0	0	0	0	8	20	16	40	16	40	<b>40</b>
<b>88</b>	0	0	0	0	8	20	16	40	16	40	<b>40</b>
<b>89</b>	0	0	0	0	8	20	16	40	16	40	<b>40</b>
<b>90</b>	0	0	0	0	8	20	16	40	16	40	<b>40</b>
<b>91</b>	0	0	0	0	8	20	16	40	16	40	<b>40</b>
<b>92</b>	0	0	0	0	8	20	16	40	16	40	<b>40</b>
<b>93</b>	0	0	0	0	8	20	16	40	16	40	<b>40</b>
<b>94</b>	0	0	0	0	8	20	16	40	16	40	<b>40</b>
<b>95</b>	0	0	0	0	8	20	16	40	16	40	<b>40</b>
<b>96</b>	0	0	0	0	8	20	16	40	16	40	<b>40</b>
<b>97</b>	0	0	0	0	8	20	16	40	16	40	<b>40</b>
<b>98</b>	0	0	0	0	8	20	16	40	16	40	<b>40</b>
<b>99</b>	0	0	0	0	8	20	16	40	16	40	<b>40</b>
<b>100</b>	0	0	0	0	8	20	16	40	16	40	<b>40</b>
<b>Total</b>	<b>4</b>	<b>1</b>	<b>10</b>	<b>1</b>	<b>193</b>	<b>24</b>	<b>249</b>	<b>31</b>	<b>344</b>	<b>43</b>	<b>800</b>





#### Feedback Analysis

Majority of the respondents are satisfied about the curriculum delivery to the students. Around 43% of the faculty are excellent, 31% are very good and 24% are good in their performance with reference to the various aspects of curriculum delivery to the students. It is advised to use more innovative methods of teaching in the classroom.

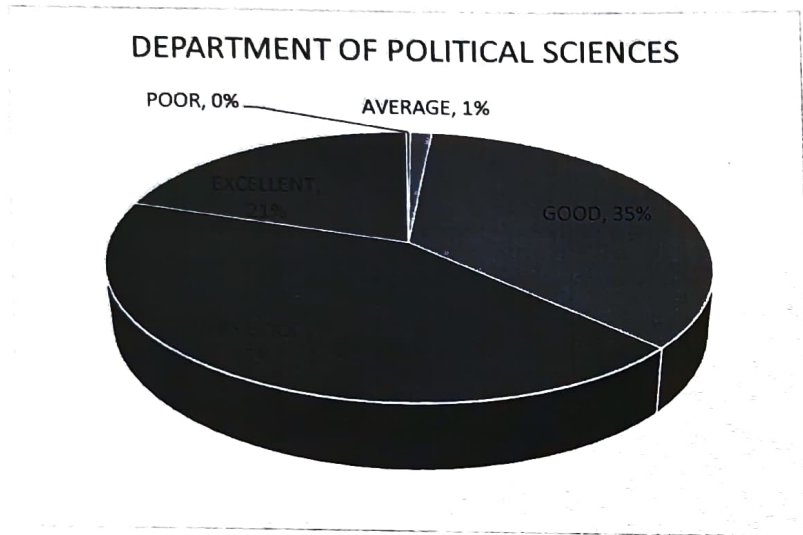
**DEPARTMENT OF POLITICAL SCIENCES**

**MKR Government Degree College, Devarakonda**

**Teacher Feed Back Analysis - 2017-2018**

**DEPARTMENT OF POLITICAL SCIENCES**

QUERY	POOR		AVERAGE		GOOD		VERY GOOD		EXCELLENT		TOTAL
	RESPONSES	PERCENTAGE	RESPONSES	PERCENTAGE	RESPONSES	PERCENTAGE	RESPONSES	PERCENTAGE	RESPONSES	PERCENTAGE	
1	0	0	0	0	28	70	11	28	1	3	40
2	0	0	0	0	12	30	22	55	6	15	40
3	0	0	1	3	13	33	15	38	12	30	40
4	0	0	0	0	11	28	18	45	11	28	40
5	0	0	0	0	14	35	16	40	10	25	40
6	0	0	0	0	10	25	24	60	6	15	40
7	0	0	1	3	13	33	22	55	4	10	40
8	0	0	1	3	16	40	18	45	5	13	40
9	0	0	1	3	16	40	18	45	5	13	40
10	0	0	0	0	17	43	16	40	7	18	40
11	1	3	2	5	13	33	14	35	10	25	40
12	0	0	1	3	11	28	14	35	14	35	40
13	0	0	1	3	15	38	13	33	11	28	40
14	0	0	1	3	12	30	19	48	8	20	40
15	0	0	0	0	17	43	18	45	5	13	40
16	0	0	1	3	13	33	22	55	5	13	40
17	1	3	0	0	16	40	15	38	8	20	40
18	0	0	1	3	13	33	17	43	9	23	40
19	0	0	0	0	16	40	13	33	11	28	40
20	0	0	0	0	8	20	16	40	16	40	40
<b>Total</b>	<b>2</b>	<b>0</b>	<b>11</b>	<b>1</b>	<b>284</b>	<b>36</b>	<b>341</b>	<b>43</b>	<b>164</b>	<b>21</b>	<b>800</b>



### Feedback Analysis

Majority of the respondents are opined that faculty are very good in curriculum delivery to the students. Around 21% of the faculty are excellent, 43% are very good and 36% are good in their performance with reference to the various aspects of curriculum delivery to the students.



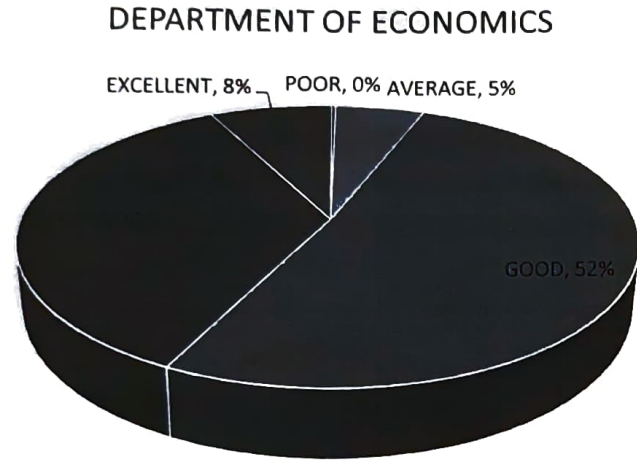
## DEPARTMENT OF ECONOMICS

**MKR Government Degree College, Devarakonda**

**Teacher Feed Back Analysis - 2017-2018**

### **DEPARTMENT OF ECONOMICS**

QUERY	POOR		AVERAGE		GOOD		VERY GOOD		EXCELLENT		TOTAL
	RESPONSES	PERCENTAGE	RESPONSES	PERCENTAGE	RESPONSES	PERCENTAGE	RESPONSES	PERCENTAGE	RESPONSES	PERCENTAGE	
1	0	0	0	0	16	80	2	10	2	10	20
2	0	0	1	5	10	50	9	45	0	0	20
3	0	0	0	0	13	65	5	25	2	10	20
4	0	0	0	0	10	50	10	50	0	0	20
5	0	0	2	10	10	50	8	40	0	0	20
6	1	5	0	0	10	50	9	45	0	0	20
7	0	0	2	10	0	0	8	40	10	50	20
8	0	0	4	20	7	35	8	40	1	5	20
9	0	0	2	10	10	50	7	35	1	5	20
10	0	0	1	5	13	65	4	20	2	10	20
11	0	0	0	0	15	75	4	20	1	5	20
12	0	0	1	5	10	50	8	40	1	5	20
13	0	0	1	5	12	60	6	30	1	5	20
14	0	0	2	10	6	30	8	40	4	20	20
15	0	0	1	5	13	65	4	20	2	10	20
16	0	0	1	5	8	40	10	50	1	5	20
17	0	0	0	0	10	50	10	50	0	0	20
18	0	0	1	5	10	50	9	45	0	0	20
19	0	0	0	0	13	65	5	25	2	10	20
20	0	0	3	15	10	50	7	35	0	0	20
<b>Total</b>	<b>1</b>	<b>0</b>	<b>22</b>	<b>6</b>	<b>206</b>	<b>52</b>	<b>141</b>	<b>35</b>	<b>30</b>	<b>8</b>	<b>400</b>



### Feedback Analysis

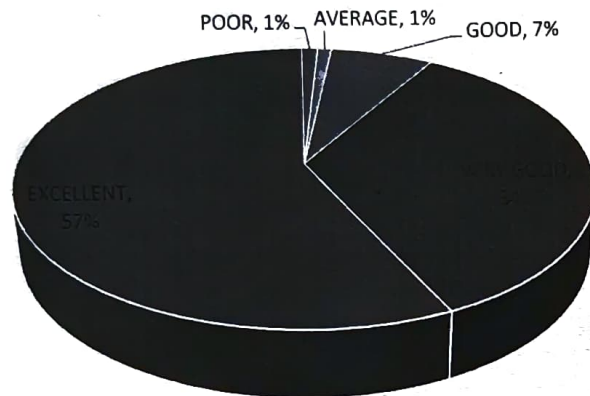
Majority of the respondents are opined that faculty are good in overall curriculum delivery to the students. Around 8% of the faculty are excellent, 35% are very good and 52% are good in their performance with reference to the various aspects of curriculum delivery to the students.

**DEPARTMENT OF COMMERCE**

<b>MKR Government Degree College, Devarakonda</b>											
<b>Teacher Feed Back Analysis - 2017-2018</b>											
<b>DEPARTMENT OF COMMERCE</b>											
<b>QUERY</b>	<b>POOR</b>		<b>AVERAGE</b>		<b>GOOD</b>		<b>VERY GOOD</b>		<b>EXCELLENT</b>		<b>TOTAL</b>
	<b>RESPONSES</b>	<b>PERCENTAGE</b>	<b>RESPONSES</b>	<b>PERCENTAGE</b>	<b>RESPONSES</b>	<b>PERCENTAGE</b>	<b>RESPONSES</b>	<b>PERCENTAGE</b>	<b>RESPONSES</b>	<b>PERCENTAGE</b>	
<b>1</b>	1	1	2	3	12	15	43	54	22	28	<b>80</b>
<b>2</b>	0	0	0	0	6	8	12	15	62	78	<b>80</b>
<b>3</b>	1	1	0	0	12	15	16	20	51	64	<b>80</b>
<b>4</b>	0	0	1	1	6	8	27	34	46	58	<b>80</b>
<b>5</b>	1	1	1	1	9	11	25	31	44	55	<b>80</b>
<b>6</b>	0	0	1	1	4	5	25	31	50	63	<b>80</b>
<b>7</b>	0	0	1	1	4	5	38	48	37	46	<b>80</b>
<b>8</b>	2	3	2	3	3	4	32	40	41	51	<b>80</b>
<b>9</b>	0	0	1	1	4	5	39	49	36	45	<b>80</b>
<b>10</b>	1	1	0	0	6	8	31	39	42	53	<b>80</b>
<b>11</b>	2	3	2	3	2	3	30	38	44	55	<b>80</b>
<b>12</b>	1	1	1	1	5	6	30	31	43	54	<b>80</b>
<b>13</b>	2	3	1	1	5	6	25	44	47	59	<b>80</b>
<b>14</b>	1	1	0	0	4	5	35	40	40	50	<b>80</b>
<b>15</b>	0	0	0	0	3	4	32	31	45	56	<b>80</b>
<b>16</b>	1	1	0	0	6	8	25	43	48	60	<b>80</b>
<b>17</b>	1	0	1	1	2	3	34	25	42	53	<b>80</b>
<b>18</b>	1	1	0	0	7	9	20	23	52	65	<b>80</b>
<b>19</b>	1	1	0	0	6	8	18	18	55	69	<b>80</b>
<b>20</b>	1	1	1	1	2	3	14	18	62	78	<b>80</b>
<b>Total</b>	<b>17</b>	<b>1</b>	<b>15</b>	<b>1</b>	<b>108</b>	<b>7</b>	<b>551</b>	<b>34</b>	<b>909</b>	<b>57</b>	<b>1600</b>



### DEPARTMENT OF COMMERCE



#### Feedback Analysis

Majority (78%) of the respondents expressed that overall opinion on the faculty is excellent in curriculum delivery to the students. Around 57% of the responses are excellent, 34% are very good and 7% are good in their performance with reference to the various aspects of curriculum delivery to the students. It is advised to use more teaching models in the classroom.

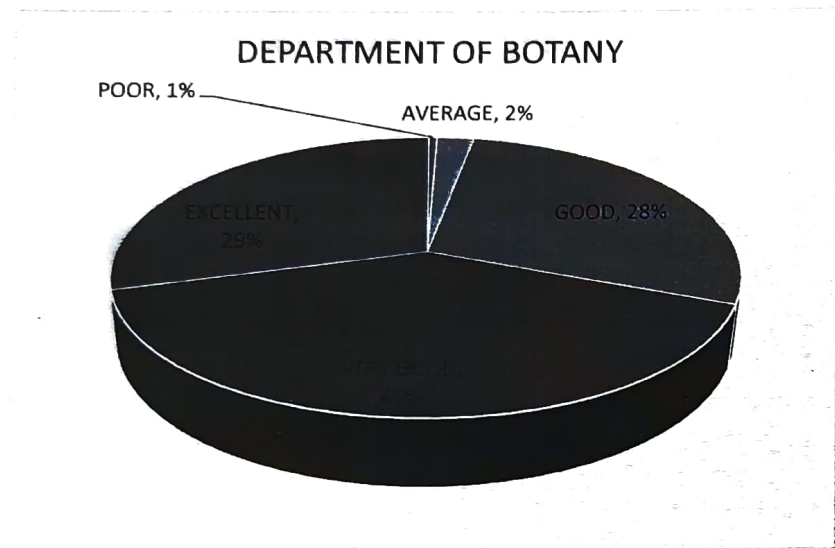
**DEPARTMENT OF BOTANY**

**MKR Government Degree College, Devarakonda**

**Teacher Feed Back Analysis - 2017-2018**

**DEPARTMENT OF BOTANY**

QUERY	POOR		AVERAGE		GOOD		VERY GOOD		EXCELLENT		TOTAL
	RESPONSES	PERCENTAGE	RESPONSES	PERCENTAGE	RESPONSES	PERCENTAGE	RESPONSES	PERCENTAGE	RESPONSES	PERCENTAGE	
1	0	0	0	0	6	30	9	45	5	25	20
2	0	0	0	0	5	25	10	50	5	25	20
3	0	0	1	5	4	20	10	50	5	25	20
4	1	5	1	5	5	25	7	35	6	30	20
5	0	0	2	10	6	30	5	25	7	35	20
6	0	0	1	5	6	30	6	30	7	35	20
7	0	0	1	5	5	25	6	30	8	40	20
8	0	0	1	5	2	10	12	60	5	25	20
9	1	5	0	0	6	30	7	35	6	30	20
10	0	0	1	5	4	20	12	60	3	15	20
11	0	0	0	0	9	45	4	20	7	35	20
12	0	0	0	0	4	20	13	65	3	15	20
13	0	0	0	0	7	35	6	30	7	35	20
14	0	0	0	0	7	35	9	45	4	20	20
15	0	0	0	0	9	45	3	15	8	40	20
16	0	0	1	5	7	35	7	35	5	25	20
17	0	0	0	0	7	35	8	40	5	25	20
18	0	0	0	0	4	20	10	50	6	30	20
19	0	0	0	0	5	25	8	40	7	35	20
20	0	0	0	0	5	25	7	35	8	40	20
<b>Total</b>	<b>2</b>	<b>1</b>	<b>9</b>	<b>2</b>	<b>113</b>	<b>28</b>	<b>159</b>	<b>40</b>	<b>117</b>	<b>29</b>	<b>400</b>



### **Feedback Analysis**

Majority of the respondents are opined that faculty are excellent in curriculum delivery to the students. Around 29% of the faculty are excellent, 40% are very good and 28% are good in their performance with reference to the various aspects of curriculum delivery to the students. It is advised to give more information on latest developments in the subject to the students.



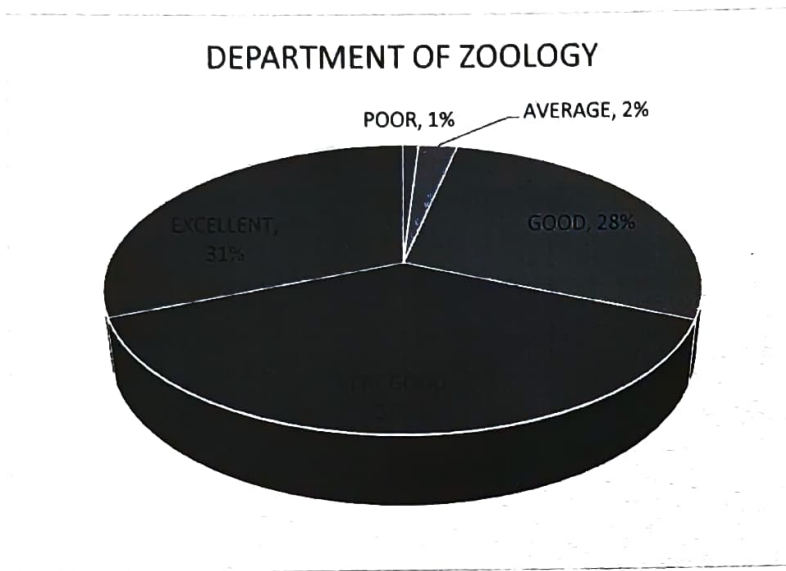
## DEPARTMENT OF ZOOLOGY

**MKR Government Degree College, Devarakonda**

**Teacher Feed Back Analysis - 2017-2018**

### **DEPARTMENT OF ZOOLOGY**

QUERY	POOR		AVERAGE		GOOD		VERY GOOD		EXCELLENT		TOTAL
	RESPONSES	PERCENTAGE	RESPONSES	PERCENTAGE	RESPONSES	PERCENTAGE	RESPONSES	PERCENTAGE	RESPONSES	PERCENTAGE	
1	0	0	0	0	6	30	7	35	7	35	20
2	0	0	0	0	6	30	10	50	4	20	20
3	0	0	1	5	4	20	10	50	5	25	20
4	1	5	1	5	7	35	5	25	6	30	20
5	0	0	1	5	4	20	5	25	10	50	20
6	0	0	1	5	6	30	6	30	7	35	20
7	0	0	1	5	5	25	5	25	9	45	20
8	0	0	1	5	2	10	12	60	5	25	20
9	1	5	0	0	7	35	6	30	6	30	20
10	1	5	1	5	3	15	10	50	5	25	20
11	0	0	0	0	9	45	4	20	7	35	20
12	0	0	0	0	4	20	11	55	5	25	20
13	1	5	1	5	5	25	6	30	7	35	20
14	0	0	0	0	7	35	9	45	4	20	20
15	0	0	0	0	9	45	3	15	8	40	20
16	1	5	2	10	7	35	7	35	3	15	20
17	0	0	0	0	7	35	8	40	5	25	20
18	0	0	0	0	5	25	9	45	6	30	20
19	1	5	0	0	3	15	10	50	6	30	20
20	1	5	0	0	5	25	7	35	7	35	20
<b>Total</b>	<b>7</b>	<b>1</b>	<b>10</b>	<b>3</b>	<b>111</b>	<b>28</b>	<b>150</b>	<b>38</b>	<b>122</b>	<b>31</b>	<b>400</b>



### **Feedback Analysis**

Majority of the respondents expressed that overall opinion on the faculty is very good in curriculum delivery to the students. Around 31% of the faculty are excellent, 38% are very good and 28% are good in their performance with reference to the various aspects of curriculum delivery to the students. It is advised to arrange more extra-curricular activities.

## DEPARTMENT OF CHEMISTRY

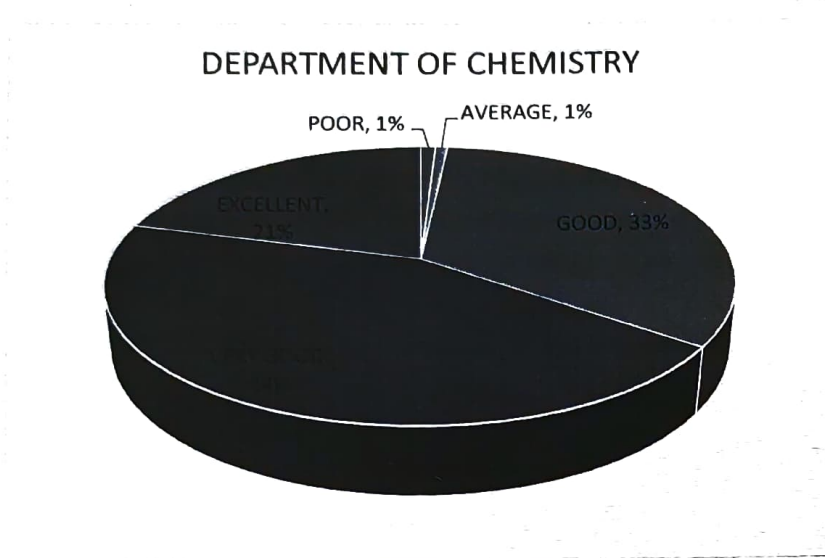
**MKR Government Degree College, Devarakonda**

**Teacher Feed Back Analysis - 2017-2018**

### DEPARTMENT OF CHEMISTRY

QUERY	POOR		AVERAGE		GOOD		VERY GOOD		EXCELLENT		TOTAL
	RESPONSES	PERCENTAGE	RESPONSES	PERCENTAGE	RESPONSES	PERCENTAGE	RESPONSES	PERCENTAGE	RESPONSES	PERCENTAGE	
1	1	3	1	3	16	40	19	48	3	8	40
2	1	3	1	3	19	48	16	40	3	8	40
3	1	3	0	0	15	38	23	58	1	3	40
4	0	0	0	0	9	23	19	48	12	30	40
5	0	0	1	3	16	40	14	35	9	23	40
6	0	0	0	0	14	35	12	30	14	35	40
7	0	0	0	0	13	33	15	38	8	20	40
8	0	0	0	0	12	30	22	55	6	15	40
9	1	3	1	3	8	20	22	55	8	20	40
10	0	0	1	3	16	40	13	33	10	25	40
11	0	0	0	0	15	38	16	45	9	23	40
12	1	3	0	0	15	38	18	55	6	15	40
13	0	0	0	0	10	25	22	43	8	20	40
14	0	0	0	0	14	35	17	38	9	23	40
15	1	3	1	3	14	35	15	53	9	23	40
16	0	0	0	0	7	18	21	40	12	30	40
17	0	0	0	0	17	43	16	53	7	18	40
18	0	0	0	0	12	30	21	35	7	18	40
19	1	3	0	0	9	23	14	40	16	40	40
20	0	0	0	0	16	40	16	40	8	20	40
<b>Total</b>	<b>7</b>	<b>1</b>	<b>6</b>	<b>1</b>	<b>267</b>	<b>33</b>	<b>351</b>	<b>44</b>	<b>165</b>	<b>21</b>	<b>800</b>





### Feedback Analysis

Majority of the respondents expressed the overall opinion of faculty is very good in implementation of curriculum. Around 21% of the faculty are excellent, 44% are very good and 33% are good in their performance with reference to the various aspects of curriculum delivery to the students. It is advised to guide the students in undertaking study projects.

## DEPARTMENT OF MICRO BIOLOGY

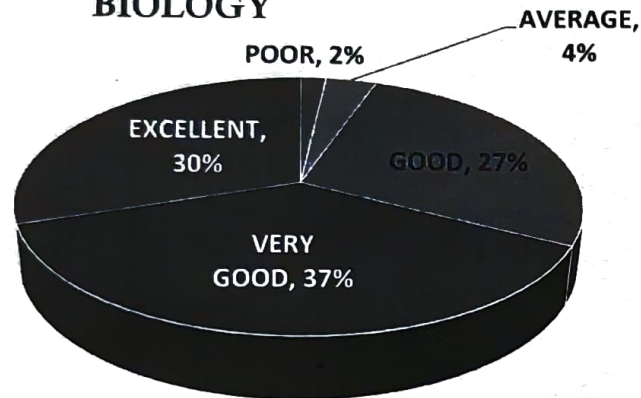
**MKR Government Degree College, Devarakonda**

**Teacher Feed Back Analysis - 2017-2018**

### **DEPARTMENT OF MICRO BIOLOGY**

QUERY	POOR		AVERAGE		GOOD		VERY GOOD		EXCELLENT		TOTAL
	RESPONSES	PERCENTAGE	RESPONSES	PERCENTAGE	RESPONSES	PERCENTAGE	RESPONSES	PERCENTAGE	RESPONSES	PERCENTAGE	
1	0	0	0	0	4	20	5	25	11	55	20
2	0	0	0	0	5	25	10	50	5	25	20
3	0	0	1	5	6	30	10	50	5	25	20
4	1	5	1	5	5	25	7	35	6	30	20
5	0	0	2	10	6	30	5	25	7	35	20
6	2	10	2	10	4	20	4	20	8	40	20
7	0	0	1	5	5	25	6	30	8	40	20
8	0	0	1	5	2	10	12	60	5	25	20
9	1	5	0	0	6	30	7	35	6	30	20
10	0	0	1	5	4	20	12	60	3	15	20
11	1	5	0	0	8	40	5	25	6	30	20
12	0	0	0	0	4	20	13	65	3	15	20
13	2	10	2	10	6	30	5	25	5	25	20
14	0	0	0	0	7	35	9	45	4	20	20
15	0	5	0	0	9	45	3	15	8	40	20
16	0	0	1	5	7	35	7	35	5	25	20
17	0	0	0	0	7	35	8	40	5	25	20
18	0	0	2	10	6	30	8	40	8	40	20
19	0	0	0	0	5	25	8	40	7	35	20
20	0	0	0	0	5	25	7	35	8	40	20
<b>Total</b>	<b>7</b>	<b>2</b>	<b>14</b>	<b>4</b>	<b>111</b>	<b>28</b>	<b>151</b>	<b>38</b>	<b>123</b>	<b>31</b>	<b>400</b>

## DEPARTMENT OF MICRO BIOLOGY



### Feedback Analysis

Majority of the respondents has excellent opinion on the overall performance of the faculty in curriculum delivery to the students. Around 31% of the faculty are excellent, 38% are very good and 28% are good in their performance with reference to the various aspects of curriculum delivery to the students. It is advised to use more innovative methods of teaching in the classroom and also discuss the valued answer scripts with the students.

## DEPARTMENT OF MATHEMATICS

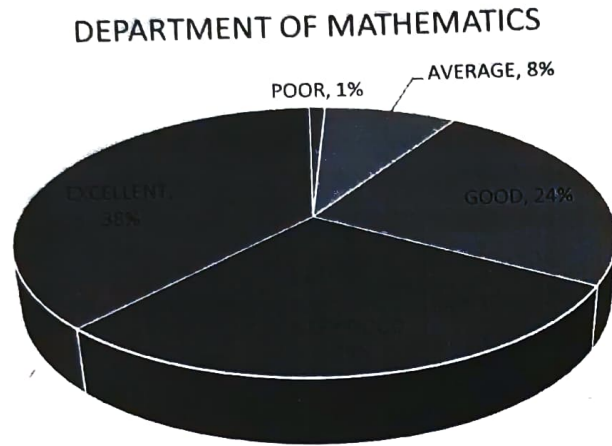
**MKR Government Degree College, Devarakonda**

**Teacher Feed Back Analysis - 2017-2018**

### **DEPARTMENT OF MATHEMATICS**

QUERY	POOR		AVERAGE		GOOD		VERY GOOD		EXCELLENT		TOTAL
	RESPONSES	PERCENTAGE	RESPONSES	PERCENTAGE	RESPONSES	PERCENTAGE	RESPONSES	PERCENTAGE	RESPONSES	PERCENTAGE	
1	1	3	0	0	5	13	10	25	24	60	40
2	0	0	1	3	6	15	13	33	20	50	40
3	0	0	1	3	8	20	11	28	20	50	40
4	0	0	0	0	6	15	11	28	23	58	40
5	0	0	4	10	10	25	8	20	18	45	40
6	0	0	2	5	3	8	22	55	13	33	40
7	0	0	0	0	8	20	19	48	13	33	40
8	0	0	4	10	10	25	19	48	7	18	40
9	0	0	6	15	9	23	16	40	9	23	40
10	0	0	6	15	14	35	10	25	10	25	40
11	1	3	5	13	17	43	6	15	11	28	40
12	0	0	6	15	18	45	6	18	10	25	40
13	2	5	2	5	18	45	7	23	11	28	40
14	2	5	4	10	10	25	9	28	15	38	40
15	0	0	7	18	5	13	11	30	17	43	40
16	0	0	9	23	10	25	12	25	9	23	40
17	1	3	5	13	6	15	10	25	18	45	40
18	0	0	2	5	18	45	10	28	10	25	40
19	0	0	2	5	9	23	11	20	18	45	40
20	1	3	2	5	4	10	8	20	25	63	40
Total	8	1	68	9	194	24	229	29	301	38	800





### Feedback Analysis

Majority (63%) of the respondents have excellent opinion on the overall performance of the faculty in curriculum delivery to the students. Around 38% of the faculty are excellent, 29% are very good and 24% are good in their performance with reference to the various aspects of curriculum delivery to the students. It is advised to encourage and guide students in the extracurricular activities like cultural and community service.

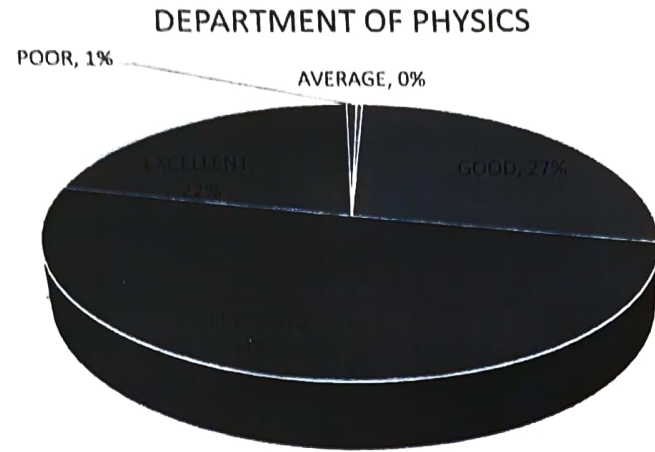
## DEPARTMENT OF PHYSICS

**MKR Government Degree College, Devarakonda**

**Teacher Feed Back Analysis - 2017-2018**

### DEPARTMENT OF PHYSICS

QUERY	POOR		AVERAGE		GOOD		VERY GOOD		EXCELLENT		TOTAL
	RESPONSES	PERCENTAGE	RESPONSES	PERCENTAGE	RESPONSES	PERCENTAGE	RESPONSES	PERCENTAGE	RESPONSES	PERCENTAGE	
1	0	0	0	0	12	30	28	70	0	0	40
2	0	0	0	0	18	45	19	48	3	8	40
3	0	0	0	0	10	25	28	70	2	5	40
4	0	0	0	0	14	35	13	33	13	33	40
5	1	3	1	3	8	20	18	45	12	30	40
6	0	0	1	3	15	38	14	35	10	25	40
7	0	0	0	0	6	15	25	63	9	23	40
8	0	0	0	0	14	35	18	45	8	20	40
9	0	0	0	0	7	18	23	58	9	23	40
10	1	3	0	0	10	25	14	35	16	40	40
11	0	0	0	0	10	25	14	35	16	40	40
12	0	0	0	0	10	25	14	35	16	40	40
13	0	0	1	3	9	23	24	50	6	15	40
14	0	0	0	0	13	33	20	55	7	18	40
15	0	0	0	0	7	18	22	38	10	25	40
16	1	3	0	0	12	30	15	50	12	30	40
17	1	3	0	0	13	33	20	53	7	18	40
18	0	0	0	0	12	30	21	53	7	18	40
19	0	0	0	0	12	30	21	38	8	20	40
20	0	0	0	0	11	28	21	38	8	20	40
21	0	0	0	0	12	30	15	55	12	30	40
22	1	3	0	0	10	25	22	58	8	20	40
23	0	0	0	0	4	10	23	58	13	33	40
24	0	0	0	0	4	10	23	58	13	33	40
<b>Total</b>	<b>5</b>	<b>1</b>	<b>3</b>	<b>0</b>	<b>217</b>	<b>27</b>	<b>403</b>	<b>50</b>	<b>172</b>	<b>22</b>	<b>800</b>



### Feedback Analysis

Majority of the respondents (58%) are opined that faculty are very good in curriculum delivery to the students. Around 22% of the faculty are excellent, 50% are very good and 27% are good in their performance with reference to the various aspects of curriculum delivery to the students.

**DEPARTMENT OF COMPUTER SCIENCES/APPLICATIONS**

**MKR Government Degree College, Devarakonda**

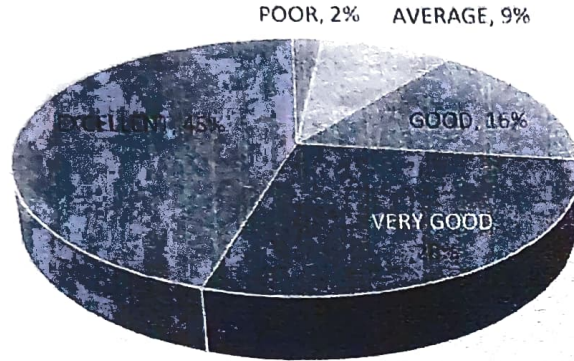
**Teacher Feed Back Analysis - 2017-2018**

**DEPARTMENT OF COMPUTER SCIENCES/APPLICATIONS**

QUERY	POOR		AVERAGE		GOOD		VERY GOOD		EXCELLENT		TOTAL
	RESPONSES	PERCENTAGE	RESPONSES	PERCENTAGE	RESPONSES	PERCENTAGE	RESPONSES	PERCENTAGE	RESPONSES	PERCENTAGE	
1	0	0	2	5	4	10	10	25	24	60	40
2	0	0	0	0	8	20	8	20	24	60	40
3	0	0	0	0	0	0	14	35	26	65	40
4	4	10	5	13	8	20	8	20	15	38	40
5	0	0	3	8	6	15	12	30	19	48	40
6	0	0	4	10	8	20	11	28	17	43	40
7	3	8	4	10	7	18	10	25	16	40	40
8	0	0	6	15	7	18	23	58	4	10	40
9	2	5	5	13	8	20	10	25	15	38	40
10	0	0	4	10	6	15	8	20	22	55	40
11	0	0	5	13	8	20	12	30	15	38	40
12	1	3	2	5	7	18	9	23	21	53	40
13	0	0	7	18	6	15	13	33	14	35	40
14	2	5	5	13	5	13	8	20	10	25	40
15	0	0	3	8	7	18	10	25	20	50	40
16	0	0	2	5	3	8	9	23	26	65	40
17	3	8	4	10	9	23	12	30	12	30	40
18	0	0	3	8	7	18	12	30	18	45	40
19	1	3	4	10	9	23	10	25	16	40	40
20	0	0	3	8	5	13	9	23	23	58	40
<b>Total</b>	<b>16</b>	<b>2</b>	<b>71</b>	<b>9</b>	<b>128</b>	<b>16</b>	<b>218</b>	<b>27</b>	<b>357</b>	<b>45</b>	<b>800</b>



DEPARTMENT OF COMPUTER  
SCIENCES/APPLICATIONS



**Feedback Analysis**

Majority (58%) of the respondents have excellent opinion on the overall performance of the faculty in curriculum delivery to the students. Around 45% of the faculty are excellent, 27% are very good and 16% are good in their performance with reference to the various aspects of curriculum delivery to the student. It is advised to use more ICT aids to cover the syllabus and enhance the subject content.

  
I.Q.A.C. Coordinator  
M.K.R. Government Degree College,  
Devarakonda, Nalgonda. Dt. 508248

  
PRINCIPAL  
MKR Govt. Degree College,  
DEVARAKONDA, NALGONDA DIST.

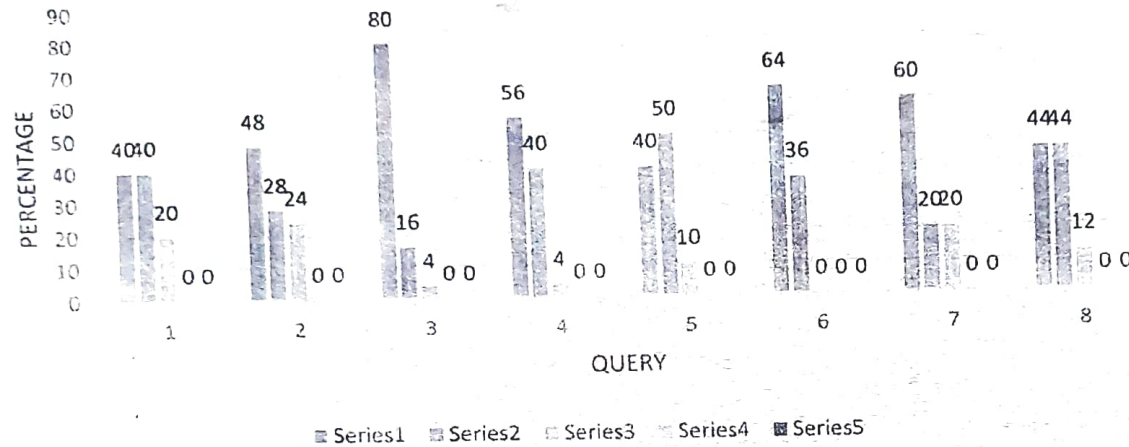
# FEEDBACK ANALYSIS OF STUDENT ON CURRICULUM

Feedback on curriculum is obtained from a sample of 50 students from different classes of various departments.

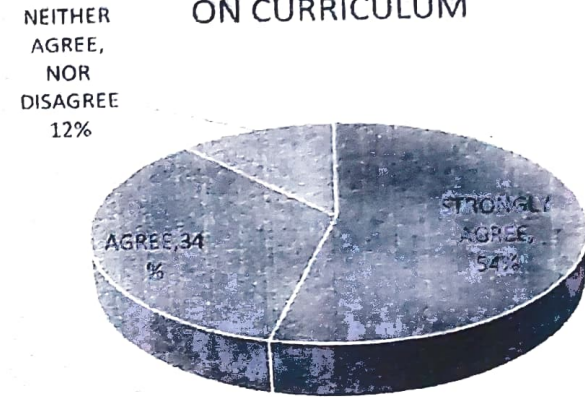
Percentage Analysis is used to analyze the data.

<b>MKR GOVERNMENT DEGREE COLLEGE, DEVARAKONDA</b>												
<b>STUDENT FEEDBACK ANALYSIS ON CURRICULUM</b>												
<b>2017-18</b>												
SL.NO	QUERY	STRONGLY AGREE		AGREE		NEITHER AGREE NOR DISAGREE		DISAGREE		STRONGLY DISAGREE		TOTAL
		Response	%	Response	%	Response	%	Response	%	Response	%	
1	The Syllabus/Courses taught was updated enough	20	40	20	40	10	20	0	0	0	0	50
2	The objectives of the syllabi are well defined	24	48	14	28	12	24	0	0	0	0	50
3	Getting enough time to cover all the topics	40	80	8	16	2	4	0	0	0	0	50
4	There is a good balance between curricular-curricular and extra-curricular activities	28	56	20	40	2	4	0	0	0	0	50
5	Course curriculum fulfils the students' expectations	20	40	25	50	5	10	0	0	0	0	50
6	curriculum is effectively implemented in the college	32	64	18	36	0	0	0	0	0	0	50
7	Syllabus creates interest in the student	30	60	10	20	10	20	0	0	0	0	50
8	Assessment pattern measures the knowledge of students completely	22	44	22	44	6	12	0	0	0	0	50
	<b>Total</b>	<b>216</b>	<b>54</b>	<b>137</b>	<b>34</b>	<b>47</b>	<b>12</b>	<b>0</b>	<b>0</b>	<b>0</b>	<b>0</b>	<b>400</b>

### STUDENT FEEDBACK ON CURRICULUM



### STUDENT FEEDBACK ANALYSIS ON CURRICULUM



#### Feedback Analysis

Majority of the respondents strongly agree that curriculum is well defined and implemented in the college. Most of the students strongly agrees that the Syllabus/Courses taught was updated enough, the objectives of the syllabi are well defined and students are getting enough time to cover all the topics. 56% of students strongly agree that there is a good balance between curricular-curricular and extra-curricular activities. More than 70% agrees that course curriculum fulfils the student’s expectations and curriculum is effectively implemented in the college. Majority (60%) of the students strongly agrees that syllabus creates interest in them and assessment patterns are sufficient to measure the knowledge of students completely. Majority students are satisfied with curriculum design and its implementation in the college.

*[Signature]*  
**I.Q.A.C. Coordinator**  
**M.K.R. Government Degree College,**  
**Devarakonda, Nalgonda. Dt. 508-248**

*[Signature]*  
**PRINCIPAL**  
**MKR Govt. Degree College**  
**DEVARAKONDA, NALGONDA DIST.**

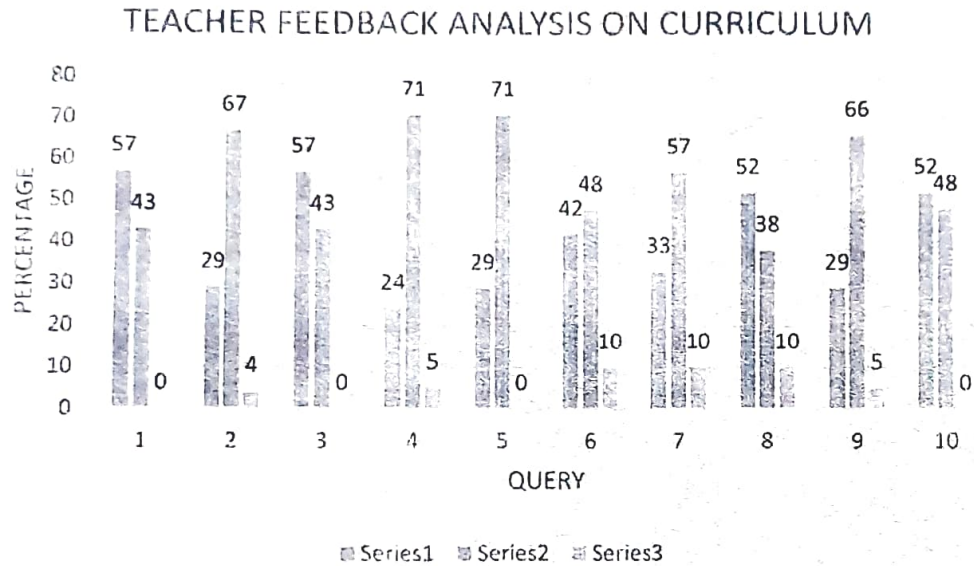


# FEEDBACK ANALYSIS OF TEACHER ON CURRICULUM

Feedback on curriculum is obtained from a sample of 21 teachers from different departments. Percentage Analysis is used to analyze the data


MKR GOVERNMENT DEGREE COLLEGE, DEVARAKONDA						
TEACHER FEEDBACK ANALYSIS						
2017-18						
SL.NO	QUERY	Responses in Percentage				
		STRONGLY AGREE	AGREE	NEITHER AGREE NOR DISARGEE	DISAGREE	STRONGLY DIS AGREE
1	The courses /syllabus taught has good balance between theory and application	57	43	0	0	0
2	The objectives of the syllabi are well defined	29	67	4	0	0
3	The college has given me full freedom to adopt new techniques/strategies of teaching	57	43	0	0	0
4	The college has given freedom to adopt new techniques of assessing the students?	24	71	5	0	0
5	The prescribed books are available in the library in sufficient numbers	29	71	0	0	0
6	The environment in the college is conducive to teaching and Research	42	48	10	0	0
7	The administration is teacher friendly?	33	57	10	0	0
8	The college provides adequate opportunities and support to staff for career advancement	52	38	10	0	0
9	ICT facilities in the college are satisfactory	29	66	5	0	0
10	Overall maintenance of the college environment	52	48	0	0	0
	<b>TOTAL</b>	<b>40</b>	<b>55</b>	<b>5</b>	<b>0</b>	<b>0</b>





NEITHER AGREE NOR DISARGE, 5%

### TEACHER FEEDBACK ON CURRICULUM



### Feedback Analysis

Majority of the teachers agree that curriculum is well defined and implemented in the college. Around 57% agree that courses /syllabus taught has good balance between theory and application and 67% agreed that objectives of the syllabi are well defined. More than 50% of the teachers strongly agree that the college has given full freedom to adopt new techniques of teaching and assessing the students. About 71% agreed that the prescribed books are available in the library in sufficient numbers and the environment in the college is conducive to teaching and research. The administration is teacher friendly. The college provides adequate opportunities and support to staff for career advancement. More than 95% are satisfied with ICT facilities in the college. Most of them are satisfied with overall maintenance of the college environment

*[Signature]*  
**I.Q.A.C. Coordinator**  
 Government Degree College,  
 Nalgonda, Dt. 508248

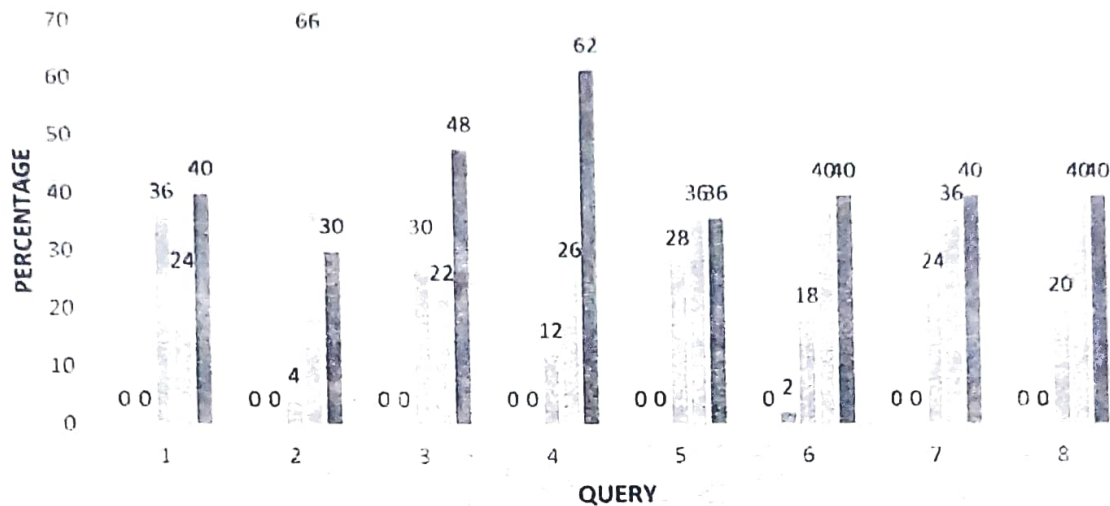
*[Signature]*  
**PRINCIPAL**  
 MKR Govt. Degree College  
 DEVARAKONDA, NALGONDA DIST

# FEEDBACK ANALYSIS OF PARENT ON CURRICULUM

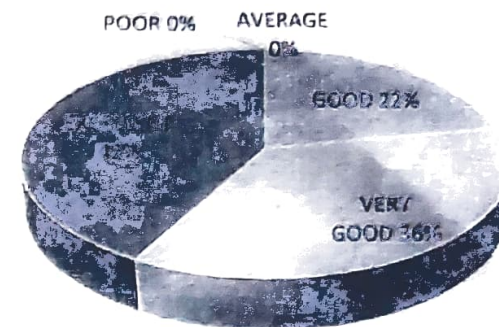
Feedback on curriculum is obtained from a sample of 50 parents on various aspects of curriculum. Percentage Analysis is used to analyze the data.

MKR GOVERNMENT DEGREE COLLEGE, DEVARAKONDA						
PARENT FEEDBACK ANALYSIS ON CURRICULUM						
2017-18						
SL.NO	QUERY	Responses in Percentage				
		POOR	AVERAGE	GOOD	VERY GOOD	EXCELLENT
1	Quality and relevance of the curriculum for career	0	0	36	24	40
2	Does infrastructure and lab facilities sufficient to deliver curriculum in your ward?	0	0	4	66	30
3	Does curriculum is useful in improving communication skills in your ward?	0	0	30	22	48
4	Does the curriculum help in widening intellectual horizon?	0	0	12	26	62
5	Do you feel that curriculum undertaken enhances employability skills in your ward?	0	0	28	36	36
6	Use of Information and communication technology in the college to deliver the curriculum	0	2	18	40	40
7	Academic discipline observed by the college	0	0	24	36	40
8	Improvement of ethics and morals in your ward while studying in the college	0	0	20	40	40
	<b>TOTAL</b>	<b>0</b>	<b>0</b>	<b>22</b>	<b>36</b>	<b>42</b>

### PARENT FEEDBACK ANALYSIS



### PARENT FEEDBACK ANALYSIS



### Feedback Analysis

Feedback is obtained from the parents on various aspects of curriculum delivery, its relevance and usefulness, facilities like library, labs, ICT aids in the college for effective delivery of the curriculum, Academic discipline observed in the college and improvement of ethics and morals in students while pursuing the course.

Majority of the parents is of opinion that curriculum is relevant for the career. 66% of the parents expressed Infrastructure and lab facilities in the college are very good to deliver the curriculum. Majority opined that curriculum is useful in improving communication skills and employability skills and widening intellectual horizon of the ward. Majority gave excellent and very good rating for the use of ICT in the college to deliver the curriculum. They are satisfied with academic discipline observed in the college. Majority said college is excellent in improving ethics and morals in their ward.

*[Signature]*  
 I.Q.A.C. Coordinator  
 M.K.R. Government Degree College,  
 Devarakonda, Nalgonda, Dt. 508 248

*[Signature]*  
 PRINCIPAL  
 MKR GOVT Degree College  
 DEVARAKONDA, NALGONDA DIST.

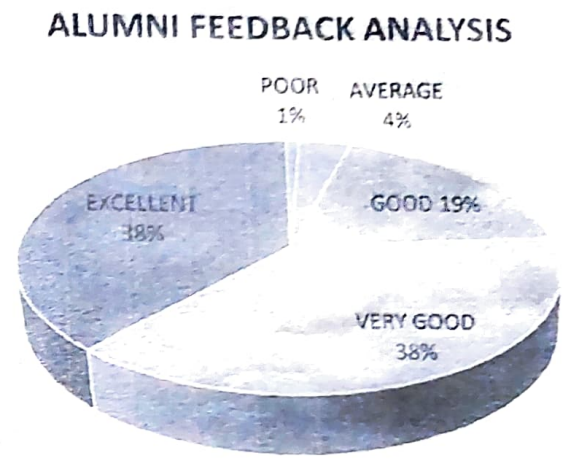
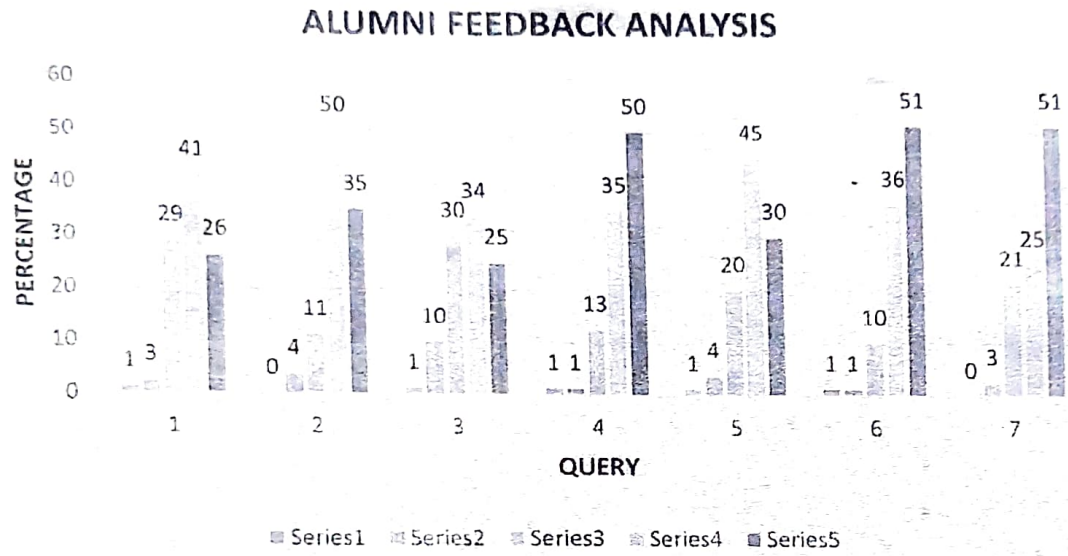


# FEEDBACK ANALYSIS OF ALUMNI ON CURRICULUM

Feedback on curriculum is obtained from a sample of 80 members of Alumni on various aspects of curriculum. Percentage Analysis is used to analyze the data


MKR GOVERNMENT DEGREE COLLEGE, DEVARAKONDA						
ALUMNI FEEDBACK ANALYSIS ON CURRICULUM						
2017-18						
Sl.No	QUERY	Responses in Percentage				
		POOR	AVERAGE	GOOD	VERY GOOD	EXCELLENT
1	Relevance of curriculum in your job	1	3	29	41	26
2	Infrastructure and lab facility	0	4	11	50	35
3	Faculty	1	10	30	34	25
4	Library	1	1	13	35	50
5	Office staff	1	4	20	45	30
6	College Environment	1	1	10	36	51
7	Overall rating of the college	0	3	21	25	51
	<b>TOTAL</b>	<b>1</b>	<b>4</b>	<b>19</b>	<b>38</b>	<b>38</b>





### Feedback Analysis

Feedback is obtained from Alumni on different parameters like Curriculum, infrastructure, lab facilities, faculty, library, office staff and college environment. One open ended question to give suggestions is also included in the feedback form. Majority felt curriculum is relevant to their jobs. Most of them are satisfied with infrastructure and lab facilities. Around 50% expressed library facilities are excellent. They opined most of the faculty and office staff are very good. The overall college environment is excellent.

  
 I.Q.A.C. Coordinator  
 M.K.R. Government Degree College,  
 Devarakonda, Nalgonda Dist. 508248

  
 PRINCIPAL  
 M.K.R. Govt. Degree College  
 DEVARAKONDA, NALGONDA DIST.





## MKR GOVERNMENT DEGREE COLLEGE

DEVARAKONDA (Dist. NALGONDA) - 508 248

(Accredited with B' Grade by NAAC)


E-mail : jkc.devaraonda@gmail.com

Dr. Rahatkhanam M. A., M.Phil, Ph.D


Principal

### Principal's Action Taken Report on Feedback 2017-18

- Academic discipline maintained.
- Ensured the coverage of 100% syllabus.
- Internal Academic and was conducted.
- Clean toilets maintained.
- Clean R O water supplied, Safe drinking water provided.
- Mentor men-tee system strengthened.
- Encouraged field visits, industrial tours
- Encouraged students to participate in Yuvatharangam, Cultural programs, Games and sports.
- Actions initiated to improve Communicative skills among the students.
- Science Lab facilities improved.
- Encouraged merits students with Gold medals.
- Encouraged staff to utilize student-centrist methods, ICT Facilities.
- Students Progression monitored.
- Suggested non teaching staff to deliver student supportive services efficiently.
- Scholarships provided.

  
**PRINCIPAL**  
MKR Govt. Degree College  
DEVARAKONDA, NALGONDA DIST.





**MKR GOVERNMENT DEGREE COLLEGE  
DEVARAKONDA  
FEEDBACK ANALYSIS REPORT**

**2018-19**

Feedback is very crucial and integral element of teaching-learning process. The college has a continuous teaching -learning evaluation mechanism through a process of feedback collection and analysis as a part of IQAC. Feedback is obtained from all the stakeholders of the institution, viz. Students, Parents and alumni as well as the teachers. All the feedbacks are administered through a questionnaire. The questions range from curriculum design, delivery, methodology, evaluation, use of ICT and infrastructure. The students are not required to disclose their identity anywhere in the questionnaire. This way the students are free to express their correct perceptions without any inhibitions. The feedback thus obtained is studied and analyzed in order to identify if there are any lacunas. Suggestions for improvement are taken into consideration. Specific complaints shall be addressed. The teachers are personally counseled with regards to the feedback they receive. The IQAC of the institution ensures monitoring all the curricular and co-curricular aspects.

The feedback analysis report consists of

- Department wise feedback analysis on curriculum implementation and performance of the teacher given by students.
- Feedback Analysis on Curriculum by Students
- Feedback Analysis on Curriculum by Teachers
- Feedback Analysis on Curriculum by Parents
- Feedback Analysis on Curriculum by Alumni

## DEPARTMENT WISE FEEDBACK ANALYSIS

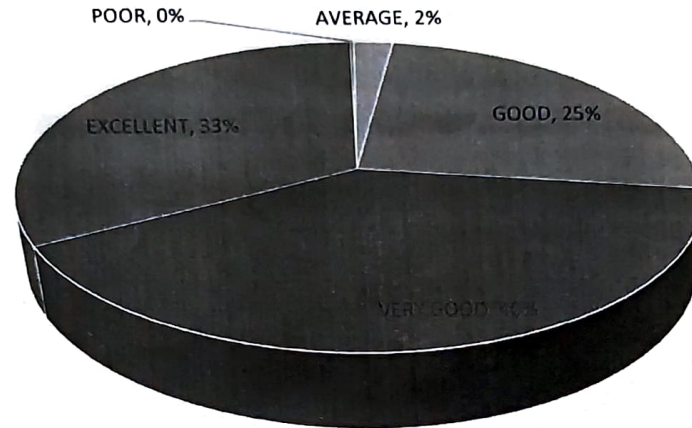
Feedback is collected from the students on curriculum delivery and performance of the teacher with reference to the 20 items. The opinion of the student is given on five-point rating scale. Percentage Analysis is used to analyze the data. Feedback is obtained from minimum 20 students of different classes from all the departments. A sample of 480 students from entire college is selected for collection of feedback. The following queries are included in the feedback form.

Sl.no	Query/Item
1	Efforts to effectively cover 100% Syllabus
2	The Interest generated in the students while teaching in the room
3	Clarity of expression while teaching the topic /lesson
4	Depth of Subject Content explained
5	Level of latest developments in the subject taught
6	Use of the methods of teaching like class seminar, question -answer, group discussion etc. In the class room
7	Encouraging questions on the topic in the class and cleaning doubts
8	Use of teaching models and teaching aids in the class room
9	Encouraging and supervising the Students for the Study Projects
10	Aptitude shown in arranging field visits, invited lecturers etc., In the subject
11	Encouraging and guiding students in reading library (subject and general) books and using Internet
12	Encouraging and Guiding Students in giving class Seminars
13	Regularity and seriousness in valuing the answer scripts of monthly tests and discussing the same with the students
14	Remedial Coaching and efforts made in preparing the students for university Examinations.
15	Regularity and Punctuality to the class
16	Enthusiasm shown to encourage and guide students in the extracurricular activities like cultural, community service, nation building etc.
17	Counseling and Career guidance
18	Accessibility of the lecture outside the class room for Academic interaction.
19	Personal care and affection while dealing with individual Students and helping students.
20	Overall opinion on the lecturer.



<b>MKR Government Degree College, Devarakonda</b>											
<b>Analysis of Student Feed Back on Teacher &amp; curriculum Implementation - 2018-2019</b>											
<b>QUERY</b>	<b>POOR</b>		<b>AVERAGE</b>		<b>GOOD</b>		<b>VERY GOOD</b>		<b>EXCELLENT</b>		<b>Total</b>
	<b>RESPONSES</b>	<b>%</b>	<b>RESPONSES</b>	<b>%</b>	<b>RESPONSES</b>	<b>%</b>	<b>RESPONSES</b>	<b>%</b>	<b>RESPONSES</b>	<b>%</b>	
1	0	0	3	1	182	38	203	42	92	19	480
2	0	0	5	1	130	27	175	36	170	35	480
3	0	0	7	1	121	25	191	40	161	34	480
4	2	0	5	1	95	20	205	43	173	36	480
5	0	0	9	2	110	23	187	39	174	36	480
6	0	0	18	4	117	24	198	41	157	33	480
7	1	0	8	2	103	21	216	45	152	32	480
8	0	0	12	3	115	24	234	49	119	25	480
9	2	0	14	3	116	24	210	44	138	29	480
10	1	0	17	4	139	29	175	36	148	31	480
11	2	0	13	3	129	27	183	38	153	32	480
12	1	0	15	3	131	27	190	40	143	30	480
13	2	0	15	3	123	26	172	36	168	35	480
14	2	0	14	3	123	26	186	39	155	32	480
15	0	0	12	3	118	25	176	37	174	36	480
16	1	0	17	4	115	24	199	41	148	31	480
17	4	1	10	2	115	24	189	39	162	34	480
18	0	0	9	2	116	24	199	41	156	33	480
19	0	0	2	0	110	23	186	39	182	38	480
20	1	0	6	1	70	15	178	37	225	47	480
<b>Total</b>	<b>19</b>	<b>0</b>	<b>211</b>	<b>2</b>	<b>2378</b>	<b>25</b>	<b>3852</b>	<b>40</b>	<b>3150</b>	<b>33</b>	<b>9600</b>

### Feedback Analysis



Around 33% of the responses are excellent, 40% very good and 25% are good in curriculum implementation. Overall opinion on the faculty is excellent (47%)

Majority (42%) of the students expressed faculty are very good in putting 100% efforts in completing the syllabus and generating interest in them towards curriculum. Majority clarity of expression and clarity in subject content. Most of the faculty give information on latest developments in their concerned subjects. Latest ICT developments and innovative methods are used in delivering curriculum. Majority of them guide students in giving classroom seminars and participating in extracurricular activities. They are excellent in motivating students to use Library and Internet and make students to involve in student study projects. They are almost available to the student outside the classroom for academic interaction and encourages them to do community service.

# DEPARTMENT WISE FEEDBACK ANALYSIS

## DEPARTMENT OF ENGLISH

**MKR Government Degree College, Devarakonda**

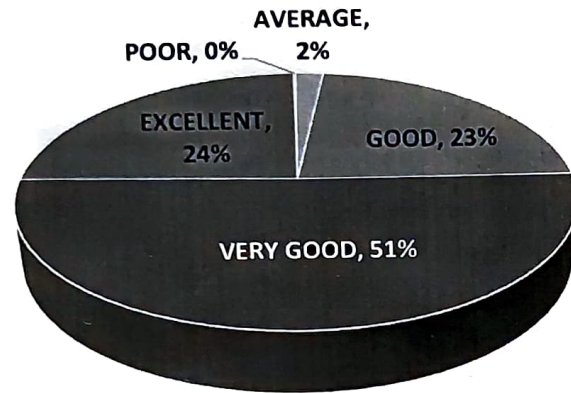
**Teacher Feed Back Analysis - 2018-2019**

## DEPARTMENT OF ENGLISH

QUERY	POOR		AVERAGE		GOOD		VERY GOOD		EXCELLENT		TOTAL
	RESPONSES	PERCENTAGE	RESPONSES	PERCENTAGE	RESPONSES	PERCENTAGE	RESPONSES	PERCENTAGE	RESPONSES	PERCENTAGE	
1	0	0	0	0	12	30	17	43	11	28	40
2	0	0	2	5	7	18	24	60	9	23	40
3	0	0	0	0	16	40	14	35	10	25	40
4	0	0	1	3	7	18	24	60	8	20	40
5	0	0	0	0	8	20	21	53	11	28	40
6	0	0	1	3	6	15	23	58	10	25	40
7	0	0	1	3	10	25	19	48	10	25	40
8	0	0	1	3	10	25	23	58	6	15	40
9	0	0	1	3	11	28	16	40	12	30	40
10	0	0	2	5	10	25	17	43	11	28	40
11	0	0	0	0	8	20	21	53	11	28	40
12	0	0	0	0	7	18	19	48	13	33	40
13	0	0	0	0	10	25	13	33	16	40	40
14	0	0	0	0	7	18	22	55	11	28	40
15	0	0	1	3	17	43	13	33	9	23	40
16	0	0	4	10	7	18	26	65	3	8	40
17	1	3	0	0	11	28	17	43	11	28	40
18	0	0	1	3	6	15	31	78	2	5	40
19	0	0	0	0	9	23	21	53	10	25	40
20	0	0	0	0	4	10	24	60	12	30	40
<b>Total</b>	<b>1</b>	<b>0</b>	<b>15</b>	<b>2</b>	<b>183</b>	<b>23</b>	<b>405</b>	<b>51</b>	<b>196</b>	<b>25</b>	<b>800</b>



## DEPARTMENT OF ENGLISH



### Feedback Analysis

Majority (60%) of the respondents expressed that faculty are very good in curriculum delivery to the students. Around 25% of the faculty are excellent, 51% are very good and 23% are good in their performance with reference to the various aspects of curriculum delivery to the students.

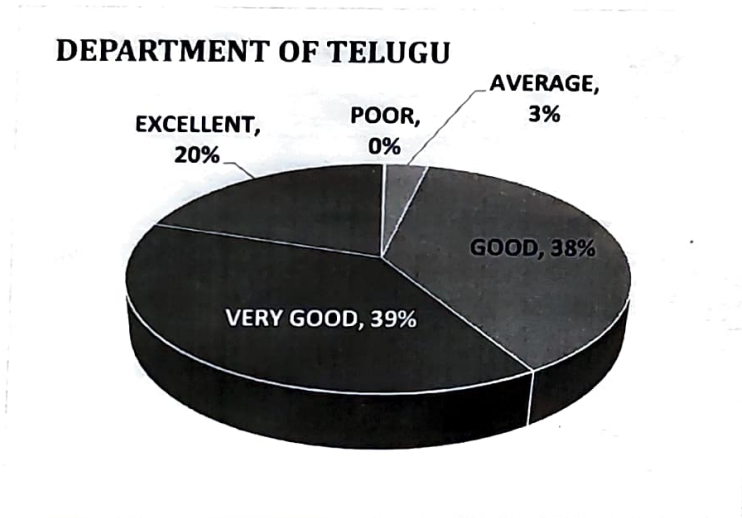
**DEPARTMENT OF TELUGU**

**MKR Government Degree College, Devarakonda**

**Teacher Feed Back Analysis - 2018-2019**

**DEPARTMENT OF TELUGU**

QUERY	POOR		AVERAGE		GOOD		VERY GOOD		EXCELLENT		TOTAL
	RESPONSES	PERCENTAGE	RESPONSES	PERCENTAGE	RESPONSES	PERCENTAGE	RESPONSES	PERCENTAGE	RESPONSES	PERCENTAGE	
1	0	0	1	3	24	60	9	23	6	15	40
2	0	0	1	3	23	58	8	20	8	20	40
3	0	0	3	8	15	38	18	45	4	10	40
4	0	0	2	5	14	35	18	45	6	15	40
5	0	0	0	0	13	33	18	45	9	23	40
6	0	0	3	8	22	55	7	18	8	20	40
7	0	0	0	0	15	38	13	33	12	30	40
8	0	0	2	5	12	30	23	58	3	8	40
9	0	0	3	8	14	35	17	43	6	15	40
10	0	0	1	3	19	48	13	33	7	18	40
11	0	0	1	3	13	33	15	38	11	28	40
12	0	0	0	0	11	28	18	45	10	25	40
13	0	0	1	3	16	40	15	38	8	20	40
14	0	0	1	3	13	33	16	40	10	25	40
15	0	0	0	0	7	18	17	43	16	40	40
16	0	0	1	3	20	50	12	30	7	18	40
17	1	3	2	5	12	30	19	48	7	18	40
18	0	0	2	5	14	35	17	43	7	18	40
19	0	0	0	0	17	43	17	43	6	15	40
20	0	0	2	5	9	23	18	45	11	28	40
<b>Total</b>	<b>1</b>	<b>0</b>	<b>26</b>	<b>3</b>	<b>303</b>	<b>38</b>	<b>308</b>	<b>39</b>	<b>162</b>	<b>20</b>	<b>800</b>



### **Feedback Analysis**

Majority (45%) of the respondents are opined that faculty are very good in curriculum delivery to the students. Around 20% of the faculty are excellent, 39% are very good and 38% are good in their performance with reference to the various aspects of curriculum delivery to the students.



**DEPARTMENT OF HISTORY**

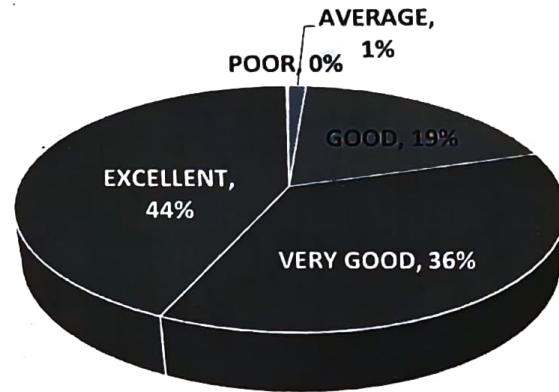
**MKR Government Degree College, Devarakonda**

**Teacher Feed Back Analysis - 2018-2019**

**DEPARTMENT OF HISTORY**

QUERY	POOR		AVERAGE		GOOD		VERY GOOD		EXCELLENT		TOTAL
	RESPONSES	PERCENTAGE	RESPONSES	PERCENTAGE	RESPONSES	PERCENTAGE	RESPONSES	PERCENTAGE	RESPONSES	PERCENTAGE	
1	0	0	0	0	15	38	17	43	8	20	40
2	0	0	2	5	11	28	11	28	16	40	40
3	0	0	0	0	10	25	10	25	20	50	40
4	0	0	0	0	6	15	18	45	16	40	40
5	0	0	2	5	5	13	16	40	17	43	40
6	0	0	2	5	7	18	18	45	13	33	40
7	1	3	0	0	7	18	16	40	16	40	40
8	0	0	0	0	7	18	19	48	14	35	40
9	0	0	0	0	3	8	14	35	23	58	40
10	0	0	0	0	9	23	16	40	15	38	40
11	0	0	0	0	7	18	14	38	19	48	40
12	0	0	1	3	12	30	15	30	12	30	40
13	0	0	1	3	10	25	12	30	17	43	40
14	0	0	1	3	7	18	12	18	20	50	40
15	0	0	0	0	5	13	7	38	28	70	40
16	0	0	0	0	8	20	15	33	17	43	40
17	0	0	1	3	5	13	13	45	21	53	40
18	0	0	0	0	7	18	18	25	15	38	40
19	0	0	0	0	6	15	10	45	24	60	40
20	0	0	0	0	6	15	18	45	16	40	40
<b>Total</b>	<b>1</b>	<b>0</b>	<b>10</b>	<b>1</b>	<b>153</b>	<b>19</b>	<b>289</b>	<b>36</b>	<b>347</b>	<b>43</b>	<b>800</b>

## DEPARTMENT OF HISTORY



### Feedback Analysis

Majority of the respondents are satisfied about the curriculum delivery to the students. Around 43% of the faculty are excellent, 36% are very good and 19% are good in their performance with reference to the various aspects of curriculum delivery to the students. It is advised to use more innovative methods of teaching in the classroom.

**DEPARTMENT OF POLITICAL SCIENCES**

**MKR Government Degree College, Devarakonda**

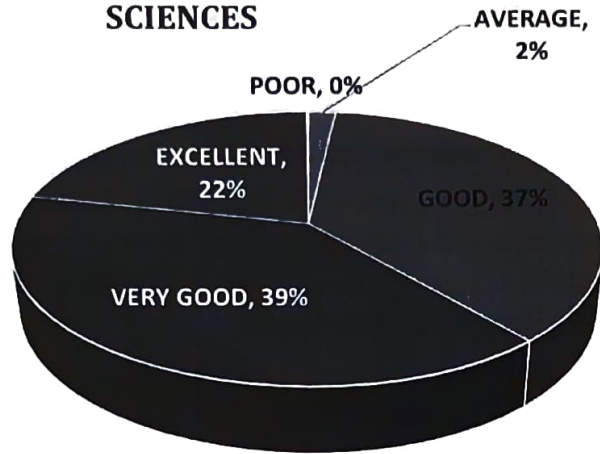
**Teacher Feed Back Analysis - 2018-2019**

**DEPARTMENT OF POLITICAL SCIENCES**

QUERY	POOR		AVERAGE		GOOD		VERY GOOD		EXCELLENT		TOTAL
	RESPONSES	PERCENTAGE	RESPONSES	PERCENTAGE	RESPONSES	PERCENTAGE	RESPONSES	PERCENTAGE	RESPONSES	PERCENTAGE	
1	0	0	0	0	30	75	9	23	1	3	40
2	0	0	0	0	10	25	20	50	10	25	40
3	0	0	1	3	15	38	13	33	11	28	40
4	0	0	0	0	9	23	20	50	11	28	40
5	0	0	0	0	16	40	14	35	10	25	40
6	0	0	0	0	12	30	22	55	6	15	40
7	0	0	1	3	15	38	20	50	4	10	40
8	0	0	1	3	18	45	16	40	5	13	40
9	0	0	1	3	18	45	16	40	5	13	40
10	0	0	2	5	15	38	16	40	7	18	40
11	0	0	2	5	12	30	16	40	10	25	40
12	0	0	1	3	13	33	12	30	14	35	40
13	0	0	2	5	16	40	11	28	11	28	40
14	0	0	1	3	15	38	17	43	7	18	40
15	0	0	0	0	15	38	20	50	5	13	40
16	0	0	1	3	14	35	20	50	5	13	40
17	1	3	0	0	15	38	13	33	11	28	40
18	0	0	1	3	15	38	15	38	9	23	40
19	0	0	0	0	18	45	11	28	11	28	40
20	0	0	0	0	4	10	16	40	20	50	40
<b>Total</b>	<b>1</b>	<b>0</b>	<b>14</b>	<b>2</b>	<b>295</b>	<b>37</b>	<b>317</b>	<b>39</b>	<b>173</b>	<b>22</b>	<b>800</b>



## DEPARTMENT OF POLITICAL SCIENCES



### Feedback Analysis

Majority (50%) of the respondents are of opinion that faculty are very good in curriculum delivery to the students. Around 22% of the faculty are excellent, 39% are very good and 37% are good in their performance with reference to the various aspects of curriculum delivery to the students.

**DEPARTMENT OF ECONOMICS**

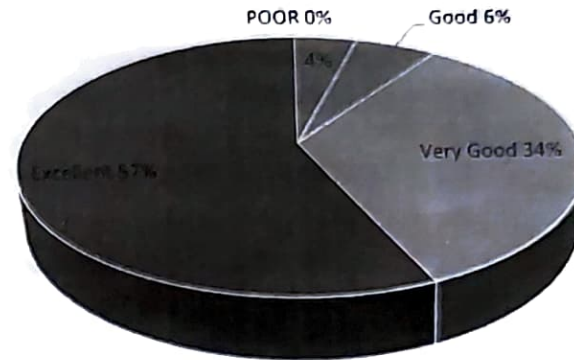
**MKR Government Degree College, Devarakonda**

**Teacher Feed Back Analysis - 2018-2019**

**DEPARTMENT OF ECONOMICS**

QUERY	POOR		AVERAGE		GOOD		VERY GOOD		EXCELLENT		TOTAL
	RESPONSES	PERCENTAGE	RESPONSES	PERCENTAGE	RESPONSES	PERCENTAGE	RESPONSES	PERCENTAGE	RESPONSES	PERCENTAGE	
1	0	0	0	0	0	0	0	0	20	100	20
2	0	0	1	5	0	0	9	45	10	50	20
3	0	0	0	0	0	0	7	35	13	65	20
4	0	0	0	0	0	0	8	40	12	60	20
5	0	0	2	10	0	0	8	40	10	50	20
6	0	0	0	0	0	0	9	45	11	55	20
7	0	0	2	10	10	50	8	40	0	0	20
8	0	0	2	10	1	5	8	40	9	45	20
9	0	0	2	10	1	5	7	35	10	50	20
10	0	0	1	5	2	10	4	20	13	65	20
11	0	0	0	0	1	5	4	20	15	75	20
12	0	0	1	5	1	5	8	40	10	50	20
13	0	0	1	5	1	5	6	30	12	60	20
14	0	0	1	5	2	10	10	50	7	35	20
15	0	0	1	5	2	10	4	20	13	65	20
16	0	0	1	5	1	5	9	45	9	45	20
17	0	0	0	0	0	0	7	35	13	65	20
18	0	0	1	5	0	0	7	35	12	60	20
19	0	0	0	0	0	0	5	25	15	75	20
20	0	0	1	5	0	0	7	35	12	60	20
<b>Total</b>	<b>0</b>	<b>0</b>	<b>17</b>	<b>4</b>	<b>226</b>	<b>6</b>	<b>135</b>	<b>34</b>	<b>22</b>	<b>57</b>	<b>400</b>

### Department of Economics



#### Feedback Analysis

Majority (60%) of the respondents are opined that faculty are good in overall curriculum delivery to the students. Around 57% of the responses are excellent, 34% are very good and 6% are good in their performance with reference to the various aspects of curriculum delivery to the students



## DEPARTMENT OF COMMERCE

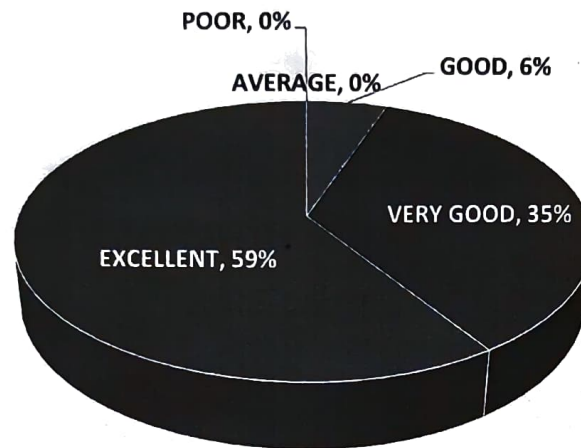
**MKR Government Degree College, Devarakonda**

**Teacher Feed Back Analysis - 2018-2019**

### **DEPARTMENT OF COMMERCE**

QUERY	POOR		AVERAGE		GOOD		VERY GOOD		EXCELLENT		TOTAL
	RESPONSES	PERCENTAGE	RESPONSES	PERCENTAGE	RESPONSES	PERCENTAGE	RESPONSES	PERCENTAGE	RESPONSES	PERCENTAGE	
1	0	0	0	0	14	18	43	54	23	29	80
2	0	0	0	0	4	5	12	15	64	80	80
3	0	0	0	0	1	1	24	30	55	69	80
4	0	0	0	0	5	6	29	36	46	58	80
5	0	0	0	0	7	9	27	34	46	58	80
6	0	0	0	0	5	6	23	29	52	65	80
7	0	0	0	0	5	6	36	45	39	49	80
8	0	0	0	0	4	5	33	41	43	54	80
9	0	0	0	0	5	6	41	51	34	43	80
10	0	0	0	0	7	9	27	34	46	58	80
11	0	0	0	0	3	4	33	40	44	55	80
12	0	0	0	0	3	4	32	34	45	56	80
13	0	0	0	0	4	5	27	44	49	61	80
14	0	0	0	0	3	4	35	38	42	53	80
15	0	0	0	0	3	4	30	31	47	59	80
16	0	0	0	0	5	6	25	44	50	63	80
17	0	0	0	0	1	1	35	28	44	55	80
18	0	0	0	0	4	5	22	25	54	68	80
19	0	0	0	0	3	4	20	15	57	71	80
20	0	0	0	0	0	0	12	15	68	85	80
<b>Total</b>	<b>0</b>	<b>0</b>	<b>0</b>	<b>0</b>	<b>86</b>	<b>5</b>	<b>566</b>	<b>35</b>	<b>948</b>	<b>59</b>	<b>1600</b>

## DEPARTMENT OF COMMERCE



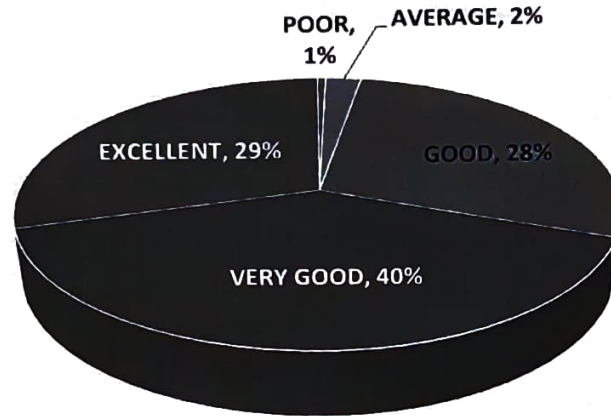
### Feedback Analysis

Majority (85%) of the respondents expressed that overall opinion on the faculty is excellent in curriculum delivery to the students. Around 59% of the responses are excellent, 35% are very good and 5% are good in their performance with reference to the various aspects of curriculum delivery to the students.

**DEPARTMENT OF BOTANY**

<b>MKR Government Degree College, Devarakonda</b>											
<b>Teacher Feed Back Analysis - 2018-2019</b>											
<b>DEPARTMENT OF BOTANY</b>											
<b>QUERY</b>	<b>POOR</b>		<b>AVERAGE</b>		<b>GOOD</b>		<b>VERY GOOD</b>		<b>EXCELLENT</b>		<b>TOTAL</b>
	<b>RESPONSES</b>	<b>PERCENTAGE</b>	<b>RESPONSES</b>	<b>PERCENTAGE</b>	<b>RESPONSES</b>	<b>PERCENTAGE</b>	<b>RESPONSES</b>	<b>PERCENTAGE</b>	<b>RESPONSES</b>	<b>PERCENTAGE</b>	
<b>1</b>	0	0	0	0	6	30	9	45	5	25	<b>20</b>
<b>2</b>	0	0	0	0	5	25	10	50	5	25	<b>20</b>
<b>3</b>	0	0	1	5	4	20	10	50	5	25	<b>20</b>
<b>4</b>	1	5	1	5	5	25	7	35	6	30	<b>20</b>
<b>5</b>	0	0	2	10	6	30	5	25	7	35	<b>20</b>
<b>6</b>	0	0	1	5	6	30	6	30	7	35	<b>20</b>
<b>7</b>	0	0	1	5	5	25	6	30	8	40	<b>20</b>
<b>8</b>	0	0	1	5	2	10	12	60	5	25	<b>20</b>
<b>9</b>	1	5	0	0	6	30	7	35	6	30	<b>20</b>
<b>10</b>	0	0	1	5	4	20	12	60	3	15	<b>20</b>
<b>11</b>	0	0	0	0	9	45	4	20	7	35	<b>20</b>
<b>12</b>	0	0	0	0	4	20	13	65	3	15	<b>20</b>
<b>13</b>	0	0	0	0	7	35	6	30	7	35	<b>20</b>
<b>14</b>	0	0	0	0	7	35	9	45	4	20	<b>20</b>
<b>15</b>	0	0	0	0	9	45	3	15	8	40	<b>20</b>
<b>16</b>	0	0	1	5	7	35	7	35	5	25	<b>20</b>
<b>17</b>	0	0	0	0	7	35	8	40	5	25	<b>20</b>
<b>18</b>	0	0	0	0	4	20	10	50	6	30	<b>20</b>
<b>19</b>	0	0	0	0	5	25	8	40	7	35	<b>20</b>
<b>20</b>	0	0	0	0	5	25	7	35	8	40	<b>20</b>
<b>Total</b>	<b>2</b>	<b>1</b>	<b>9</b>	<b>2</b>	<b>113</b>	<b>28</b>	<b>159</b>	<b>40</b>	<b>117</b>	<b>29</b>	<b>400</b>

## DEPARTMENT OF BOTANY



### Feedback Analysis

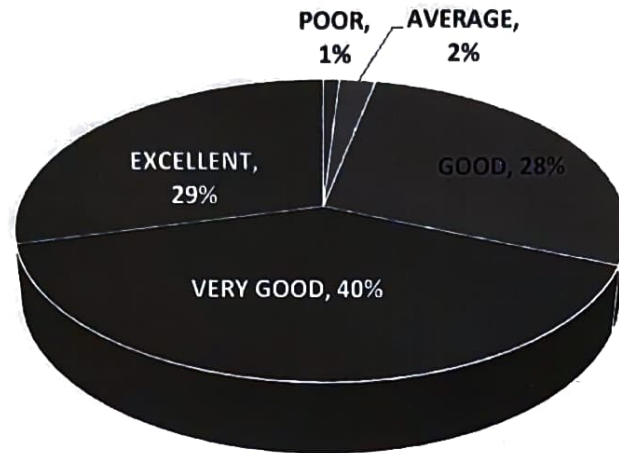
Majority of the respondents opined that faculty are very good in curriculum delivery to the students. Around 29% of the faculty are excellent, 40% are very good and 28% are good in their performance with reference to the various aspects of curriculum delivery to the students.



## DEPARTMENT OF ZOOLOGY

<b>MKR Government Degree College, Devarakonda</b>											
<b>Teacher Feed Back Analysis - 2018-2019</b>											
<b>DEPARTMENT OF ZOOLOGY</b>											
<b>QUERY</b>	<b>POOR</b>		<b>AVERAGE</b>		<b>GOOD</b>		<b>VERY GOOD</b>		<b>EXCELLENT</b>		<b>TOTAL</b>
	<b>RESPONSES</b>	<b>PERCENTAGE</b>	<b>RESPONSES</b>	<b>PERCENTAGE</b>	<b>RESPONSES</b>	<b>PERCENTAGE</b>	<b>RESPONSES</b>	<b>PERCENTAGE</b>	<b>RESPONSES</b>	<b>PERCENTAGE</b>	
<b>1</b>	0	0	0	0	6	30	9	45	5	25	<b>20</b>
<b>2</b>	0	0	0	0	5	25	10	50	5	25	<b>20</b>
<b>3</b>	0	0	1	5	4	20	10	50	5	25	<b>20</b>
<b>4</b>	1	5	1	5	5	25	7	35	6	30	<b>20</b>
<b>5</b>	0	0	2	10	6	30	5	25	7	35	<b>20</b>
<b>6</b>	0	0	1	5	6	30	6	30	7	35	<b>20</b>
<b>7</b>	0	0	1	5	5	25	6	30	8	40	<b>20</b>
<b>8</b>	0	0	1	5	2	10	12	60	5	25	<b>20</b>
<b>9</b>	0	0	0	0	6	30	8	40	6	30	<b>20</b>
<b>10</b>	0	0	1	5	4	20	12	60	3	15	<b>20</b>
<b>11</b>	0	0	0	0	9	45	4	20	7	35	<b>20</b>
<b>12</b>	0	0	0	0	4	20	13	65	3	15	<b>20</b>
<b>13</b>	0	0	0	0	7	35	6	30	7	35	<b>20</b>
<b>14</b>	0	0	0	0	7	35	9	45	4	20	<b>20</b>
<b>15</b>	0	0	0	0	9	45	3	15	8	40	<b>20</b>
<b>16</b>	0	0	1	5	7	35	7	35	5	25	<b>20</b>
<b>17</b>	0	0	0	0	7	35	8	40	5	25	<b>20</b>
<b>18</b>	0	0	0	0	5	25	8	40	7	35	<b>20</b>
<b>19</b>	0	0	0	0	4	20	10	50	6	30	<b>20</b>
<b>20</b>	0	0	0	0	5	25	7	35	8	40	<b>20</b>
<b>Total</b>	<b>1</b>	<b>1</b>	<b>9</b>	<b>2</b>	<b>113</b>	<b>28</b>	<b>160</b>	<b>40</b>	<b>117</b>	<b>29</b>	<b>400</b>

## DEPARTMENT OF ZOOLOGY



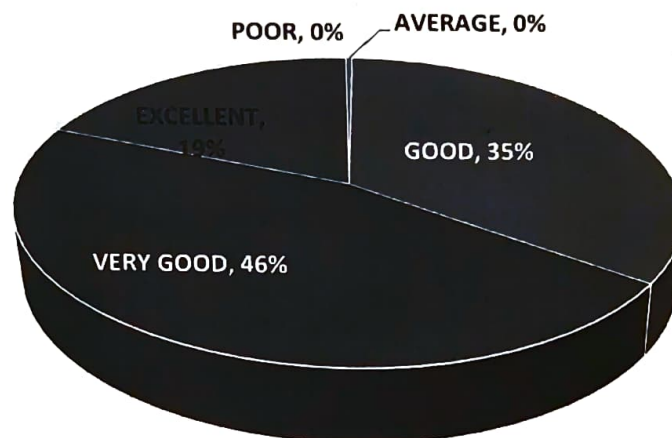
### Feedback Analysis

Majority of the respondents expressed that overall opinion on the faculty is very good in curriculum delivery to the students. Around 29% of the faculty are excellent, 40% are very good and 28% are good in their performance with reference to the various aspects of curriculum delivery to the students. It is advised to give more insights into latest developments in the subject.

## DEPARTMENT OF CHEMISTRY

<b>MKR Government Degree College, Devarakonda</b>											
<b>Teacher Feed Back Analysis - 2018-2019</b>											
<b>DEPARTMENT OF CHEMISTRY</b>											
<b>QUERY</b>	<b>POOR</b>		<b>AVERAGE</b>		<b>GOOD</b>		<b>VERY GOOD</b>		<b>EXCELLENT</b>		<b>TOTAL</b>
	<b>RESPONSES</b>	<b>PERCENTAGE</b>	<b>RESPONSES</b>	<b>PERCENTAGE</b>	<b>RESPONSES</b>	<b>PERCENTAGE</b>	<b>RESPONSES</b>	<b>PERCENTAGE</b>	<b>RESPONSES</b>	<b>PERCENTAGE</b>	
<b>1</b>	0	0	1	3	17	43	22	55	0	0	<b>40</b>
<b>2</b>	0	0	0	0	21	53	16	40	3	8	<b>40</b>
<b>3</b>	0	0	0	0	15	38	24	60	1	3	<b>40</b>
<b>4</b>	0	0	0	0	9	23	21	53	10	25	<b>40</b>
<b>5</b>	0	0	1	3	16	40	14	35	9	23	<b>40</b>
<b>6</b>	0	0	0	0	14	35	12	30	14	35	<b>40</b>
<b>7</b>	0	0	0	0	15	38	17	43	8	20	<b>40</b>
<b>8</b>	0	0	0	0	12	30	22	55	6	15	<b>40</b>
<b>9</b>	0	0	0	0	10	25	24	60	6	15	<b>40</b>
<b>10</b>	0	0	1	3	14	35	15	38	10	25	<b>40</b>
<b>11</b>	0	0	0	0	15	38	16	48	9	23	<b>40</b>
<b>12</b>	0	0	0	0	16	40	19	55	5	13	<b>40</b>
<b>13</b>	0	0	0	0	10	25	22	43	8	20	<b>40</b>
<b>14</b>	0	0	0	0	14	35	17	43	9	23	<b>40</b>
<b>15</b>	0	0	0	0	16	40	17	53	7	18	<b>40</b>
<b>16</b>	0	0	0	0	7	18	21	40	12	30	<b>40</b>
<b>17</b>	0	0	0	0	17	43	16	53	7	18	<b>40</b>
<b>18</b>	0	0	0	0	12	30	21	40	7	18	<b>40</b>
<b>19</b>	0	0	0	0	10	25	16	40	14	35	<b>40</b>
<b>20</b>	0	0	0	0	16	40	16	40	8	20	<b>40</b>
<b>Total</b>	<b>0</b>	<b>0</b>	<b>3</b>	<b>0</b>	<b>276</b>	<b>35</b>	<b>368</b>	<b>46</b>	<b>153</b>	<b>19</b>	<b>800</b>

## DEPARTMENT OF CHEMISTRY



### Feedback Analysis

Majority of the respondents expressed the overall opinion of faculty is very good in implementation of curriculum. Around 19% of the faculty are excellent, 46% are very good and 35% are good in their performance with reference to the various aspects of curriculum delivery to the students.



**DEPARTMENT OF MICRO BIOLOGY**

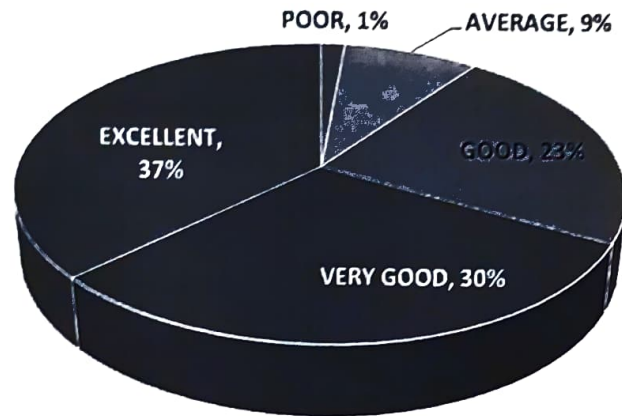
**MKR Government Degree College, Devarakonda**

**Teacher Feed Back Analysis - 2018-2019**

**DEPARTMENT OF MICRO BIOLOGY**

QUERY	POOR		AVERAGE		GOOD		VERY GOOD		EXCELLENT		TOTAL
	RESPONSES	PERCENTAGE	RESPONSES	PERCENTAGE	RESPONSES	PERCENTAGE	RESPONSES	PERCENTAGE	RESPONSES	PERCENTAGE	
1	0	0	0	0	3	15	8	40	9	45	20
2	0	0	0	0	3	15	4	20	13	65	20
3	0	0	0	0	2	10	5	25	13	65	20
4	0	0	0	0	1	5	6	30	13	65	20
5	0	0	0	0	3	15	8	40	9	45	20
6	0	0	0	0	2	10	11	55	7	35	20
7	0	0	0	0	5	25	11	55	4	20	20
8	0	0	0	0	8	40	8	40	4	20	20
9	0	0	1	5	12	60	2	10	5	25	20
10	1	5	3	15	9	45	3	15	4	20	20
11	1	5	4	20	7	35	4	20	4	20	20
12	0	0	4	20	7	35	3	15	6	30	20
13	0	0	6	30	3	15	5	25	6	30	20
14	0	0	5	25	4	20	3	15	8	40	20
15	0	0	4	20	4	20	8	40	4	20	20
16	1	5	2	10	5	25	8	40	4	20	20
17	2	10	1	5	6	30	4	20	7	35	20
18	0	0	2	10	4	20	6	30	8	40	20
19	0	0	0	0	2	10	8	40	10	50	20
20	1	5	2	10	1	5	5	25	11	55	20
<b>Total</b>	<b>6</b>	<b>2</b>	<b>34</b>	<b>9</b>	<b>91</b>	<b>23</b>	<b>120</b>	<b>30</b>	<b>149</b>	<b>37</b>	<b>400</b>

## DEPARTMENT OF MICRO BIOLOGY



### Feedback Analysis

Majority (55%) of the respondents has excellent opinion on the overall performance of the faculty in curriculum delivery to the students. Around 37% of the faculty are excellent, 30% are very good and 28% are good in their performance with reference to the various aspects of curriculum delivery to the students. It is advised to motivate the students in using library, and guide students in student seminars.

**DEPARTMENT OF MATHEMATICS**

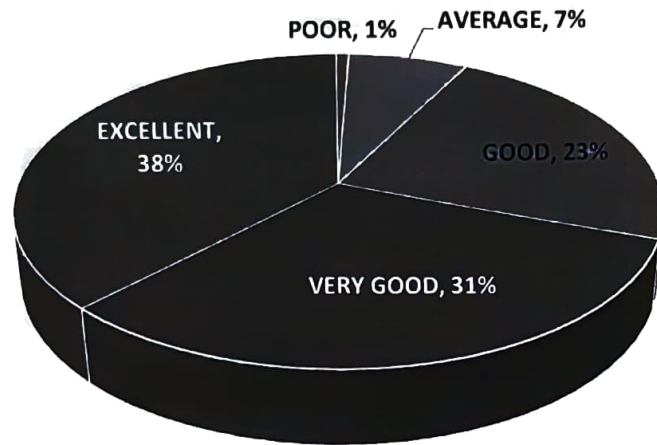
**MKR Government Degree College, Devarakonda**

**Teacher Feed Back Analysis - 2018-2019**

**DEPARTMENT OF MATHEMATICS**

QUERY	POOR		AVERAGE		GOOD		VERY GOOD		EXCELLENT		TOTAL
	RESPONSES	PERCENTAGE	RESPONSES	PERCENTAGE	RESPONSES	PERCENTAGE	RESPONSES	PERCENTAGE	RESPONSES	PERCENTAGE	
1	0	0	1	3	6	15	16	40	17	43	40
2	0	0	1	3	6	15	13	33	20	50	40
3	0	0	1	3	8	20	11	28	20	50	40
4	0	0	0	0	6	15	11	28	23	58	40
5	0	0	0	0	4	10	19	48	17	43	40
6	0	0	0	0	3	8	24	60	13	33	40
7	0	0	0	0	8	20	21	53	11	28	40
8	0	0	4	10	10	25	19	48	7	18	40
9	0	0	6	15	9	23	16	40	9	23	40
10	0	0	4	10	16	40	11	28	9	23	40
11	1	3	5	13	17	43	6	15	11	28	40
12	0	0	6	15	18	45	6	18	10	25	40
13	2	5	2	5	18	45	7	23	11	28	40
14	2	5	4	10	10	25	9	23	15	38	40
15	0	0	6	15	6	15	9	30	19	48	40
16	0	0	6	15	7	18	12	25	15	38	40
17	1	3	5	13	6	15	10	35	18	45	40
18	0	0	2	5	14	35	14	28	10	25	40
19	0	0	2	5	9	23	11	20	18	45	40
20	0	0	1	3	3	8	8	20	28	70	40
<b>Total</b>	<b>6</b>	<b>1</b>	<b>56</b>	<b>7</b>	<b>184</b>	<b>23</b>	<b>253</b>	<b>32</b>	<b>301</b>	<b>38</b>	<b>800</b>

## DEPARTMENT OF MATHEMATICS



### Feedback Analysis

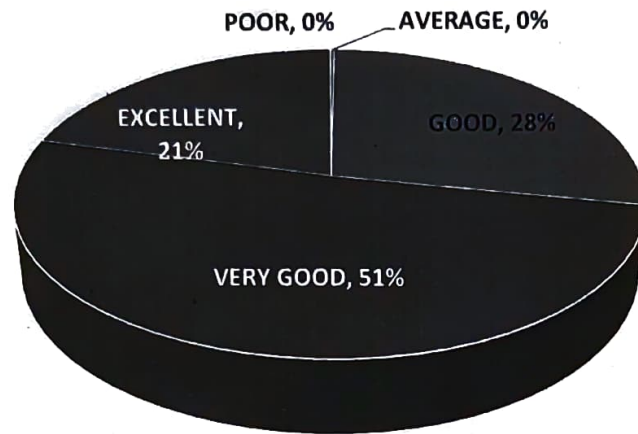
Majority (70%) of the respondents have excellent opinion on the overall performance of the faculty in curriculum delivery to the students. Around 38% of the faculty are excellent, 32% are very good and 23% are good in their performance with reference to the various aspects of curriculum delivery to the students. It is advised to conduct remedial classes for slow learners.



**DEPARTMENT OF PHYSICS**

<b>MKR Government Degree College, Devarakonda</b>											
<b>Teacher Feed Back Analysis - 2018-2019</b>											
<b>DEPARTMENT OF PHYSICS</b>											
<b>QUERY</b>	<b>POOR</b>		<b>AVERAGE</b>		<b>GOOD</b>		<b>VERY GOOD</b>		<b>EXCELLENT</b>		<b>TOTAL</b>
	<b>RESPONSES</b>	<b>PERCENTAGE</b>	<b>RESPONSES</b>	<b>PERCENTAGE</b>	<b>RESPONSES</b>	<b>PERCENTAGE</b>	<b>RESPONSES</b>	<b>PERCENTAGE</b>	<b>RESPONSES</b>	<b>PERCENTAGE</b>	
1	0	0	0	0	13	33	27	68	0	0	40
2	0	0	0	0	18	45	19	48	3	8	40
3	0	0	0	0	10	25	28	70	2	5	40
4	0	0	0	0	12	30	13	33	15	38	40
5	0	0	0	0	10	25	19	48	11	28	40
6	0	0	1	3	15	38	14	35	10	25	40
7	0	0	0	0	6	15	25	63	9	23	40
8	0	0	0	0	14	35	18	45	8	20	40
9	0	0	0	0	7	18	24	60	9	23	40
10	0	0	0	0	13	33	14	35	13	33	40
11	0	0	1	3	9	23	24	50	6	15	40
12	0	0	0	0	13	33	20	58	7	18	40
13	0	0	0	0	7	18	23	38	10	25	40
14	0	0	0	0	13	33	15	50	12	30	40
15	0	0	0	0	13	33	20	53	7	18	40
16	0	0	0	0	12	30	21	53	7	18	40
17	0	0	0	0	11	28	21	43	8	20	40
18	0	0	0	0	13	33	17	55	10	25	40
19	0	0	0	0	10	25	22	58	8	20	40
20	0	0	0	0	4	10	23	58	13	33	40
<b>Total</b>	<b>0</b>	<b>0</b>	<b>2</b>	<b>0</b>	<b>223</b>	<b>28</b>	<b>407</b>	<b>51</b>	<b>168</b>	<b>21</b>	<b>800</b>

## DEPARTMENT OF PHYSICS



### Feedback Analysis

Majority of the respondents (58%) expressed that faculty are very good in curriculum delivery to the students. Around 21% of the faculty are excellent, 51% are very good and 28% are good in their performance with reference to the various aspects of curriculum delivery to the students.

DEPARTMENT OF COMPUTER SCIENCES/APPLICATIONS

**MKR Government Degree College, Devarakonda**

**Teacher Feed Back Analysis - 2018-2019**

**DEPARTMENT OF COMPUTER SCIENCES/APPLICATIONS**

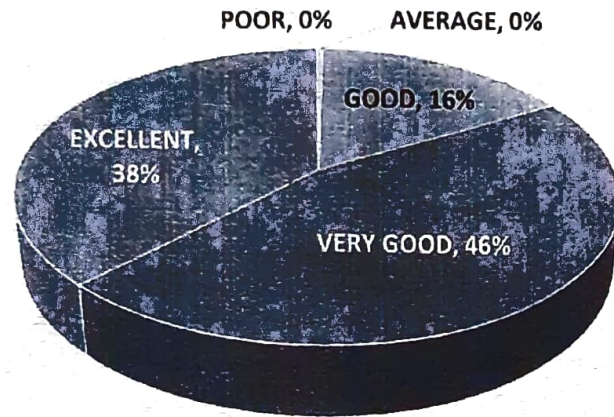
QUERY	POOR		AVERAGE		GOOD		VERY GOOD		EXCELLENT		TOTAL
	RESPONSES	PERCENTAGE	RESPONSES	PERCENTAGE	RESPONSES	PERCENTAGE	RESPONSES	PERCENTAGE	RESPONSES	PERCENTAGE	
1	0	0	0	0	16	40	17	43	7	18	40
2	0	0	0	0	7	18	19	48	14	35	40
3	0	0	0	0	8	20	17	43	15	38	40
4	0	0	0	0	4	10	23	58	13	33	40
5	0	0	0	0	6	15	13	33	21	53	40
6	0	0	0	0	8	20	22	55	10	25	40
7	0	0	0	0	5	13	18	45	17	43	40
8	0	0	0	0	7	18	21	53	12	30	40
9	0	0	0	0	5	13	19	48	16	40	40
10	0	0	1	3	6	15	15	38	18	45	40
11	0	0	0	0	5	13	22	30	13	33	40
12	0	0	0	0	14	35	12	48	14	35	40
13	0	0	1	3	3	8	19	28	17	43	40
14	0	0	0	0	16	40	11	63	13	33	40
15	0	0	0	0	1	3	25	40	14	35	40
16	0	0	0	0	7	18	16	45	17	43	40
17	0	0	1	3	3	8	18	43	18	45	40
18	0	0	0	0	5	13	17	60	18	45	40
19	0	0	0	0	3	8	24	43	13	33	40
20	0	0	0	0	1	3	17	43	22	55	40
<b>Total</b>	<b>0</b>	<b>0</b>	<b>3</b>	<b>0</b>	<b>130</b>	<b>16</b>	<b>365</b>	<b>46</b>	<b>302</b>	<b>38</b>	<b>800</b>

DEPARTMENT OF COMPUTER SCIENCES/APPLICATIONS

MKR Government Degree College, Devarakonda											
Teacher Feed Back Analysis - 2018-2019											
DEPARTMENT OF COMPUTER SCIENCES/APPLICATIONS											
QUERY	POOR		AVERAGE		GOOD		VERY GOOD		EXCELLENT		TOTAL
	RESPONSES	PERCENTAGE	RESPONSES	PERCENTAGE	RESPONSES	PERCENTAGE	RESPONSES	PERCENTAGE	RESPONSES	PERCENTAGE	
1	0	0	0	0	16	40	17	43	7	18	40
2	0	0	0	0	7	18	19	48	14	35	40
3	0	0	0	0	8	20	17	43	15	38	40
4	0	0	0	0	4	10	23	58	13	33	40
5	0	0	0	0	6	15	13	33	21	53	40
6	0	0	0	0	8	20	22	55	10	25	40
7	0	0	0	0	5	13	18	45	17	43	40
8	0	0	0	0	7	18	21	53	12	30	40
9	0	0	0	0	5	13	19	48	16	40	40
10	0	0	1	3	6	15	15	38	18	45	40
11	0	0	0	0	5	13	22	30	13	33	40
12	0	0	0	0	14	35	12	48	14	35	40
13	0	0	1	3	3	8	19	28	17	43	40
14	0	0	0	0	16	40	11	63	13	33	40
15	0	0	0	0	1	3	25	40	14	35	40
16	0	0	0	0	7	18	16	45	17	43	40
17	0	0	1	3	3	8	18	43	18	45	40
18	0	0	0	0	5	13	17	60	18	45	40
19	0	0	0	0	3	8	24	43	13	33	40
20	0	0	0	0	1	3	17	43	22	55	40
<b>Total</b>	<b>0</b>	<b>0</b>	<b>3</b>	<b>0</b>	<b>130</b>	<b>16</b>	<b>365</b>	<b>46</b>	<b>302</b>	<b>38</b>	<b>800</b>




**DEPARTMENT OF COMPUTER  
SCIENCES/APPLICATIONS**



**Feedback Analysis**

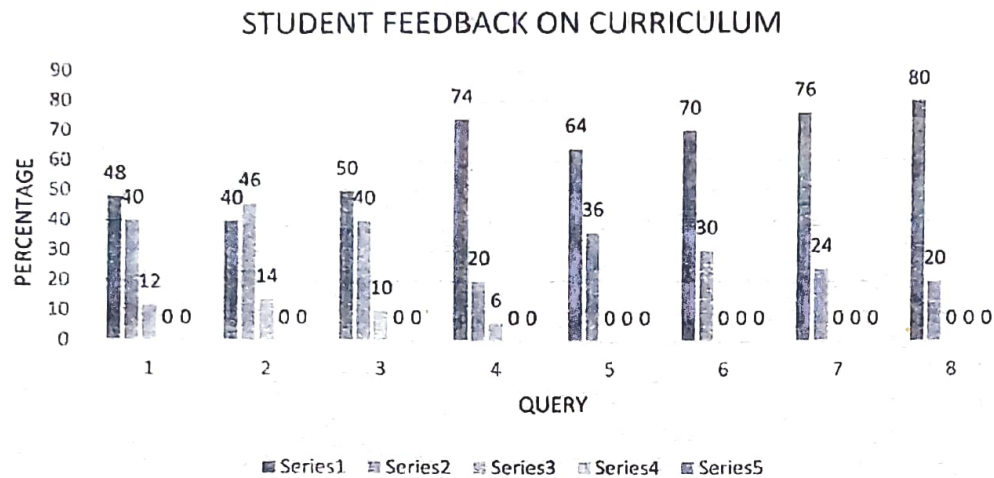
Majority (55%) of the respondents have excellent opinion on the overall performance of the faculty in curriculum delivery to the students. Around 38% of the faculty are excellent, 46% are very good and 16% are good in their performance with reference to the various aspects of curriculum delivery to the student.

  
**PRINCIPAL**  
MKR Govt. Degree College  
DEVARAKONDA, NALGONDA DIST.


# FEEDBACK ANALYSIS OF STUDENT ON CURRICULUM

Feedback on curriculum is obtained from a sample of 50 students from different classes of various departments. Percentage Analysis is used to analyze the data.

MKR GOVERNMENT DEGREE COLLEGE, DEVARAKONDA												
STUDENT FEEDBACK ANALYSIS ON CURRICULUM												
2018-19												
SL.NO	QUERY	STRONGLY AGREE		AGREE		NEITHER AGREE NOR DISAGREE		DISAGREE		STRONGLY DISAGREE		TOTAL
		Response	%	Response	%	Response	%	Response	%	Response	%	
1	The Syllabus/Courses taught was updated enough	24	48	20	40	6	12	0	0	0	0	50
2	The objectives of the syllabi are well defined	20	40	23	46	7	14	0	0	0	0	50
3	Getting enough time to cover all the topics	25	50	20	40	5	10	0	0	0	0	50
4	There is a good balance between curricular,co-curricular and extra curricular activities	37	74	10	20	3	6	0	0	0	0	50
5	Course curriculum fulfils the students expectations	32	64	18	36	0	0	0	0	0	0	50
6	curriculum is effectively implemented in the college	35	70	15	30	0	0	0	0	0	0	50
7	Syllabus creates interest in the student	38	76	12	24	0	0	0	0	0	0	50
8	Assessment pattern measures the knowledge of students completely	40	80	10	20	0	0	0	0	0	0	50
Total		251	63	128	32	21	5	0	0	0	0	400



NEITHER AGREE, NOR DIS AGREE 5%  
**STUDENT FEEDBACK ANALYSIS ON CURRICULUM**



### Feedback Analysis

Majority (63%) of the respondents strongly agree that curriculum is well defined and implemented in the college. Most of the students strongly agrees that the Syllabus/Courses taught was updated enough, the objectives of the syllabi are well defined and students are getting enough time to cover all the topics. 74% of the students strongly agree that there is a good balance between curricular, co-curricular and extra-curricular activities. Majority (70%) strongly agrees that curriculum is effectively implemented in the college. Around (76%) of the students strongly agrees that syllabus creates interest in them and 80% of the students agrees assessment patterns are sufficient to measure the knowledge of students completely. Majority students are satisfied with curriculum design and its implementation in the college.

  
**PRINCIPAL**  
 MKR Govt. Degree College  
 DEVARAKONDA, NALGONDA DIST.

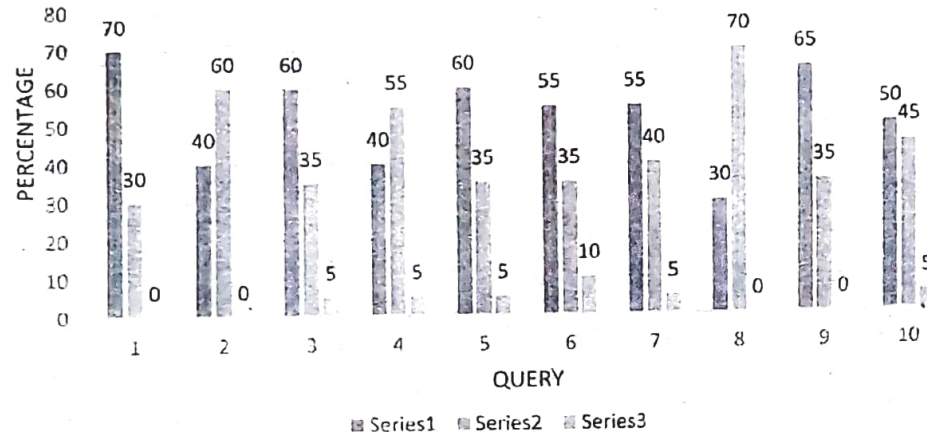
# FEEDBACK ANALYSIS OF TEACHER ON CURRICULUM

Feedback on curriculum is obtained from a sample of 20 teachers from different departments. Percentage Analysis is used to analyze the data

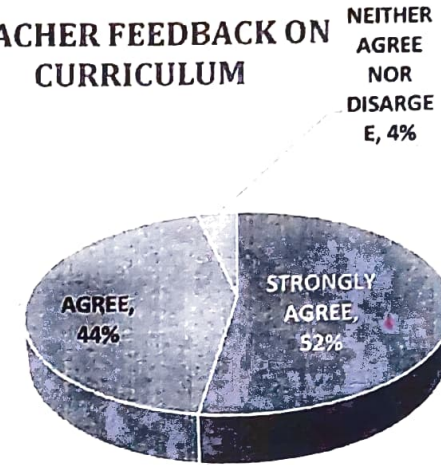
<b>MKR GOVERNMENT DEGREE COLLEGE, DEVARAKONDA</b>						
<b>TEACHER FEEDBACK ANALYSIS</b>						
<b>2018-19</b>						
SL.NO	QUERY	Responses in Percentage				
		STRONGLY AGREE	AGREE	NEITHER AGREE NOR DISARGEE	DISAGREE	STRONGLY DIS AGREE
1	The courses /syllabus taught has good balance between theory and application	70	30	0	0	0
2	The objectives of the syllabi are well defined	40	60	0	0	0
3	The college has given me full freedom to adopt new techniques/strategies of teaching	60	35	5	0	0
4	The college has given freedom to adopt new techniques of assessing the students?	40	55	5	0	0
5	The prescribed books are available in the library in sufficient numbers	60	35	5	0	0
6	The environment in the college is conducive to teaching and Research	55	35	10	0	0
7	The administration is teacher friendly?	55	40	5	0	0
8	The college provides adequate opportunities and support to staff for career advancement	30	70	0	0	0
9	ICT facilities in the college are satisfactory	65	35	0	0	0
10	Overall maintenance of the college environment	50	45	5	0	0
	<b>TOTAL</b>	<b>52</b>	<b>44</b>	<b>4</b>	<b>0</b>	<b>0</b>



### TEACHER FEEDBACK ON CURRICULUM



### TEACHER FEEDBACK ON CURRICULUM



### Feedback Analysis

Majority of the teachers agree that curriculum is well defined and implemented in the college. Around 70% strongly agree that courses /syllabus taught has good balance between theory and application and 60% agreed that objectives of the syllabi are well defined. More than 60% of the teachers strongly agree that the college has given full freedom to adopt new techniques of teaching and assessing the students. About 60% strongly agreed that the prescribed books are available in the library in sufficient numbers .55% strongly agrees that the environment in the college is conducive to teaching and research. and the administration is teacher friendly. 70% agrees that the college provides adequate opportunities and support to staff for career advancement. Majority of teachers are satisfied with ICT facilities in the college. Most of them are satisfied with overall maintenance of the college environment

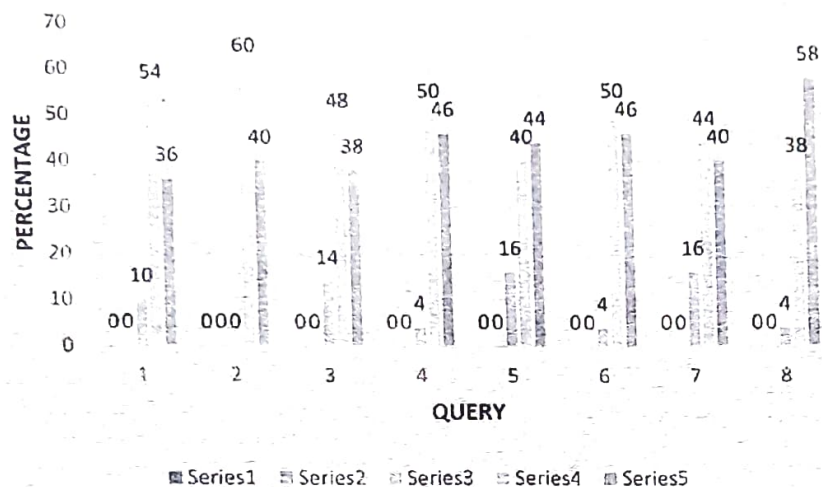
Principal  
 MKR Govt Degree College  
 DEVARAKONDA, NALGONDA DIST.

## FEEDBACK ANALYSIS OF PARENT ON CURRICULUM

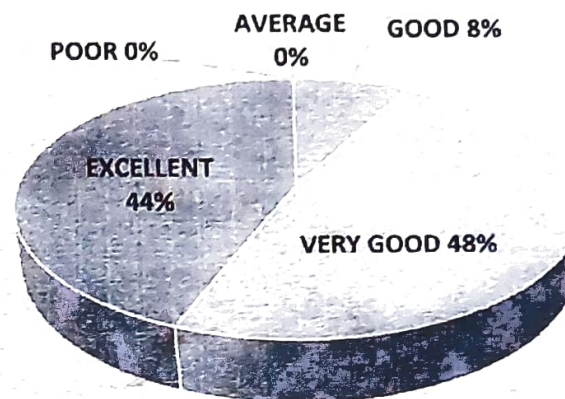
Feedback on curriculum is obtained from a sample of 50 parents on various aspects of curriculum. Percentage Analysis is used to analyze the data.

<b>MKR GOVERNMENT DEGREE COLLEGE, DEVARAKONDA</b>						
<b>PARENT FEEDBACK ANALYSIS ON CURRICULUM</b>						
<b>2018-19</b>						
SL.NO	QUERY	Responses in Percentage				
		POOR	AVERAGE	GOOD	VERY GOOD	EXCELLENT
1	Quality and relevance of the curriculum for career	0	0	10	54	36
2	Does infrastructure and lab facilities sufficient to deliver curriculum in your ward?	0	0	0	60	40
3	Does curriculum is useful in improving communication skills in your ward?	0	0	14	48	38
4	Does the curriculum help in widening intellectual horizon?	0	0	4	50	46
5	Do you feel that curriculum undertaken enhances employability skills in your ward?	0	0	16	40	44
6	Use of Information and communication technology in the college to deliver the curriculum	0	0	4	50	46
7	Academic discipline observed by the college	0	0	16	44	40
8	Improvement of ethics and morals in your ward while studying in the college	0	0	4	38	58
<b>TOTAL</b>		<b>0</b>	<b>0</b>	<b>8</b>	<b>48</b>	<b>44</b>

### PARENT FEEDBACK ANALYSIS



### PARENT FEEDBACK ANALYSIS



### Feedback Analysis

Feedback is obtained from the parents on various aspects of curriculum delivery, its relevance and usefulness, facilities like library, labs, ICT aids in the college for effective delivery of the curriculum, Academic discipline observed in the college and improvement of ethics and morals in students while pursuing the course. Majority parents are of opinion that quality and relevance of the curriculum is very good for career. 60% of the parents expressed Infrastructure and lab facilities in the college are very good to deliver the curriculum. Majority opined that curriculum is useful in improving communication skills and employability skills and widening intellectual horizon of the ward. Majority gave excellent (46%) and very good (50%) rating for the use of ICT in the college to deliver the curriculum. They are satisfied with academic discipline observed in the college. Majority (58%) said college is excellent in improving ethics and morals in their ward.

*[Signature]*  
**Principal**  
 MKR Govt. Degree College  
 DEVARAKONDA, NALGONDA DIST.

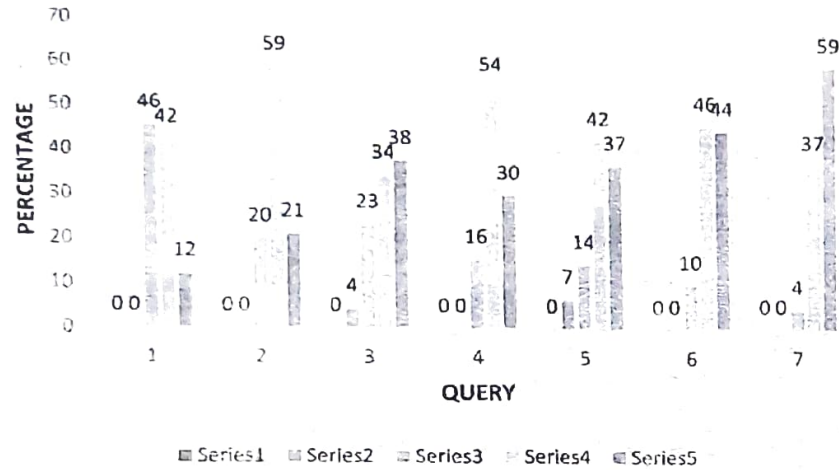
# FEEDBACK ANALYSIS OF ALUMNI ON CURRICULUM

Feedback on curriculum is obtained from a sample of 90 members of Alumni on various aspects of curriculum. Percentage Analysis is used to analyze the data

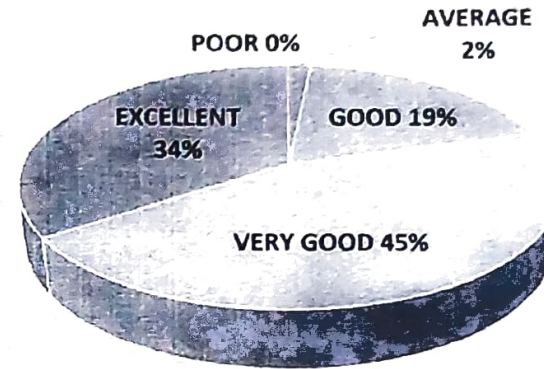
<b>MKR GOVERNMENT DEGREE COLLEGE, DEVARAKONDA</b>						
<b>ALUMNI FEEDBACK ANALYSIS ON CURRICULUM</b>						
<b>2018-19</b>						
<b>SL.NO</b>	<b>QUERY</b>	<b>Responses in Percentage</b>				
		<b>POOR</b>	<b>AVERAGE</b>	<b>GOOD</b>	<b>VERY GOOD</b>	<b>EXCELLENT</b>
1	Relevance of curriculum in your job	0	0	46	42	12
2	Infrastructure and lab facility	0	0	20	59	21
3	Faculty	0	4	23	34	38
4	Library	0	0	16	54	30
5	Office staff	0	7	14	42	37
6	College Environment	0	0	10	46	44
7	Overall rating of the college	0	0	4	37	59
	<b>TOTAL</b>	<b>0</b>	<b>2</b>	<b>19</b>	<b>45</b>	<b>34</b>



### ALUMNI FEEDBACK ANALYSIS



### ALUMNI FEEDBACK ANALYSIS



### Feedback Analysis

Feedback is obtained from Alumni on different parameters like Curriculum, infrastructure, lab facilities, faculty, library, office staff and college environment. One open ended question to give suggestions is also included in the feedback form. Majority felt curriculum is relevant to their jobs. Most of them are satisfied with infrastructure and lab facilities. Around 54% expressed library facilities are excellent. They opined most of the faculty and office staff are very good. The overall college environment is excellent.

*[Signature]*  
**PRINCIPAL**  
 MKR Govt. Degree College  
 DEVARAKONDA, NALGONDA DIST.





# MKR GOVERNMENT DEGREE COLLEGE

DEVARAKONDA (Dist. NALGONDA) – 508 248

(Accredited with B<sup>++</sup> Grade by NAAC)

E-mail : [prl-gdc-dvk-ce@telangana.gov.in](mailto:prl-gdc-dvk-ce@telangana.gov.in)


Website: <https://gdets.egg.gov.in/devarakonda.edu>

Dr. Rahatkhanam M. A, B.Ed, L.L.B, Ph.D

Principal

## Principal's Action Taken Report on Feedback 2018-19

- ICT facilities were improved.
- Virtual classroom established.
- Academic discipline maintained.
- Ensured the coverage of 100% syllabus.
- Internal Academic and was conducted.
- Clean toilets maintained.
- Clean R O water supplied, Safe drinking water provided.
- Mentor men-tee system strengthened.
- Encouraged field visits, industrial tours
- Encouraged students to participate in Yuvatharangam, Cultural programs, Games and sports.
- Actions initiated to improve Communicative skills among the students.
- Science Lab facilities improved.
- Encouraged merits students with Gold medals.
- Encouraged staff to utilize student-centrist methods, ICT Facilities.
- Students Progression monitored.

  
**PRINCIPAL**  
MKR Govt. Degree College  
DEVARAKONDA, NALGONDA DIST.



---


# FEEDBACK ANALYSIS REPORT

---


2019-20

MKR GOVERNMENT DEGREE COLLEGE

  
I.Q.A.C. Coordinator  
M.K.R. Government Degree College,  
Devarakonda, Nalgonda. Dt. 508248

  
PRINCIPAL (FAC)  
M.K.R. Government Degree College,  
Devarakonda, Nalgonda. Dt. 508248

## FEEDBACK ANALYSIS



Feedback is very crucial and integral element of teaching-learning process. The college has a continuous teaching-learning evaluation mechanism through a process of feedback collection and analysis as a part of IQAC. Feedback is obtained from all the stakeholders of the institution, viz. Students, Parents and alumni as well as the teachers. All the feedbacks are administered through a questionnaire. The questions range from curriculum design, delivery, methodology, evaluation, use of ICT and infrastructure. The students are not required to disclose their identity anywhere in the questionnaire. This way the students are free to express their correct perceptions without any inhibitions. The feedback thus obtained is studied and analyzed in order to identify if there are any lacunas. Suggestions for improvement are taken into consideration. Specific complaints shall be addressed. The teachers are personally counseled with regards to the feedback they receive. The IQAC of the institution ensures monitoring all the curricular and co-curricular aspects.

The feedback analysis report consists of

- Department wise feedback analysis on curriculum implementation and performance of the teacher given by students.
- Feedback Analysis on Curriculum by Students
- Feedback Analysis on Curriculum by Teachers
- Feedback Analysis on Curriculum by Parents
- Feedback Analysis on Curriculum by Alumni



## DEPARTMENT WISE FEEDBACK ANALYSIS

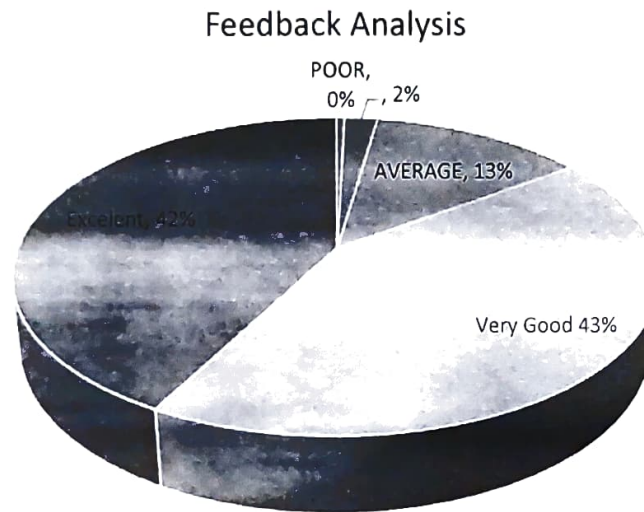
Feedback is collected from the students on curriculum delivery and performance of the teacher with reference to the 20 items. The opinion of the student is given on five-point rating scale. Percentage Analysis is used to analyze the data. Feedback is obtained from minimum 20 students of different classes from all the departments. A sample of 320 students from entire college is selected for collection of feedback. The following queries are included in the feedback form.

Sl.no	Query/Item
1	Efforts to effectively cover 100% Syllabus
2	The Interest generated in the students while teaching in the room
3	Clarity of expression while teaching the topic /lesson
4	Depth of Subject Content explained
5	Level of latest developments in the subject taught
6	Use of the methods of teaching like class seminar, question -answer, group discussion etc. In the class room
7	Encouraging questions on the topic in the class and cleaning doubts
8	Use of teaching models and teaching aids in the class room
9	Encouraging and supervising the Students for the Study Projects
10	Aptitude shown in arranging field visits, invited lecturers etc.,.In the subject
11	Encouraging and guiding students in reading library (subject and general) books and using Internet
12	Encouraging and Guiding Students in giving class Seminars
13	Regularity and seriousness in valuing the answer scripts of monthly tests and discussing the same with the students
14	Remedial Coaching and efforts made in preparing the students for university Examinations.
15	Regularity and Punctuality to the class
16	Enthusiasm shown to encourage and guide students in the extracurricular activities like cultural, community service, nation building etc.
17	Counseling and Career guidance
18	Accessibility of the lecture outside the class room for Academic interaction.
19	Personal care and affection while dealing with individual Students and helping students.
20	Overall opinion on the lecturer.

**MKR Government Degree College, Devarakonda**

**Analysis of Student Feed Back on Teacher & curriculum Delivery - 2019-20**

QUERY	POOR		AVERAGE		GOOD		VERY GOOD		EXCELLENT		Total
	RESPONSES	%	RESPONSES	%	RESPONSES	%	RESPONSES	%	RESPONSES	%	
1	4	1	4	1	39	11	157	46	136	40	340
2	0	0	4	1	28	8	150	44	158	46	340
3	1	0	3	1	47	14	141	41	148	44	340
4	1	0	6	2	40	12	153	45	140	41	340
5	4	1	6	2	50	15	136	40	144	42	340
6	1	0	8	2	45	13	137	40	149	44	340
7	0	0	6	2	45	13	128	38	161	47	340
8	2	1	6	2	43	13	159	47	130	38	340
9	4	1	11	3	45	13	135	40	145	43	340
10	3	1	11	3	56	16	160	47	110	32	340
11	2	1	14	4	57	17	147	43	120	35	340
12	0	0	7	2	47	14	135	40	151	44	340
13	2	1	4	1	41	12	157	46	136	40	340
14	2	1	6	2	40	12	152	45	140	41	340
15	2	1	7	2	40	12	142	42	149	44	340
16	1	0	6	2	49	14	143	42	141	41	340
17	2	1	8	2	41	12	144	42	145	43	340
18	0	0	10	3	50	15	154	45	126	37	340
19	1	0	4	1	43	13	140	41	152	45	340
20	1	0	3	1	25	7	128	38	183	54	340
<b>Total</b>	<b>33</b>	<b>0</b>	<b>134</b>	<b>2</b>	<b>871</b>	<b>13</b>	<b>2898</b>	<b>43</b>	<b>2864</b>	<b>42</b>	<b>6800</b>



Around 42% of the responses are excellent, 43% very good and 13% are good in curriculum implementation. Overall opinion on the faculty is excellent (54%)

Majority of the students expressed faculty are excellent in putting their efforts in completing the syllabus and generating interest in them towards curriculum. Majority of them have clarity of expression and clarity in subject content. Most of the faculty give information on latest developments in their concerned subjects. Latest ICT developments and innovative methods are used in delivering curriculum. They give guidance in student seminars, extracurricular activities and career guidance. They are excellent in motivating students to use Library and Internet and make students to involve in student study projects and participate in extension activities.

# DEPARTMENT WISE FEEDBACK ANALYSIS

## DEPARTMENT OF ENGLISH

**MKR GOVERNMENT DEGREE COLLEGE, DEVARAKONDA**

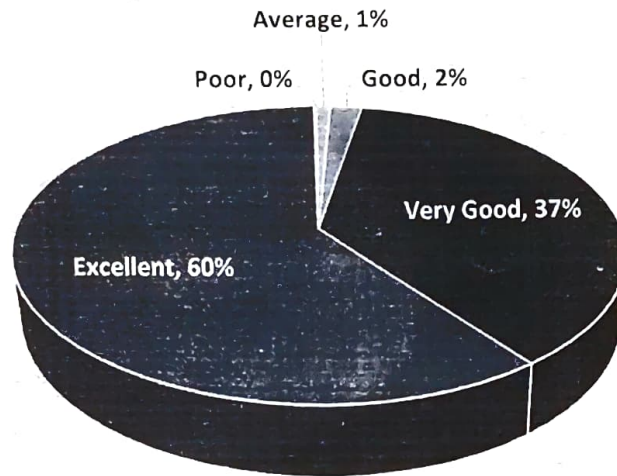
**Teacher Feed Back Analysis - 2019-2020**

**Department of English**

QUERY	Poor		Average		Good		Very Good		Excellent		Total
	Responses	Percentage	Responses	Percentage	Responses	Percentage	Responses	Percentage	Responses	Percentage	
1	0	0	0	0	1	2.5	15	37.5	24	60	40
2	0	0	1	2.5	0	0	10	25	29	72.5	40
3	0	0	0	0	1	2.5	13	32.5	26	65	40
4	0	0	0	0	0	0	11	27.5	29	72.5	40
5	0	0	0	0	0	0	13	32.5	27	67.5	40
6	0	0	0	0	1	2.5	13	32.5	26	65	40
7	0	0	0	0	1	2.5	11	27.5	28	70	40
8	0	0	0	0	2	5	18	45	20	50	40
9	0	0	2	5	0	0	13	32.5	25	62.5	40
10	0	0	2	5	3	7.5	16	40	19	47.5	40
11	1	2.5	0	0	2	5	14	35	23	57.5	40
12	0	0	1	2.5	0	0	18	45	21	52.5	40
13	0	0	0	0	1	2.5	20	50	19	47.5	40
14	0	0	0	0	1	2.5	20	50	19	47.5	40
15	0	0	0	0	1	2.5	20	50	19	47.5	40
16	0	0	0	0	0	0	20	50	20	50	40
17	0	0	1	2.5	1	2.5	19	47.5	19	47.5	40
18	0	0	0	0	0	0	14	35	26	65	40
19	0	0	0	0	1	2.5	10	25	29	72.5	40
20	0	0	0	0	0	0	8	20	32	80	40
TOTAL	1	0	7	1	16	2	296	37	480	60	800



## Department of English



### Feedback Analysis

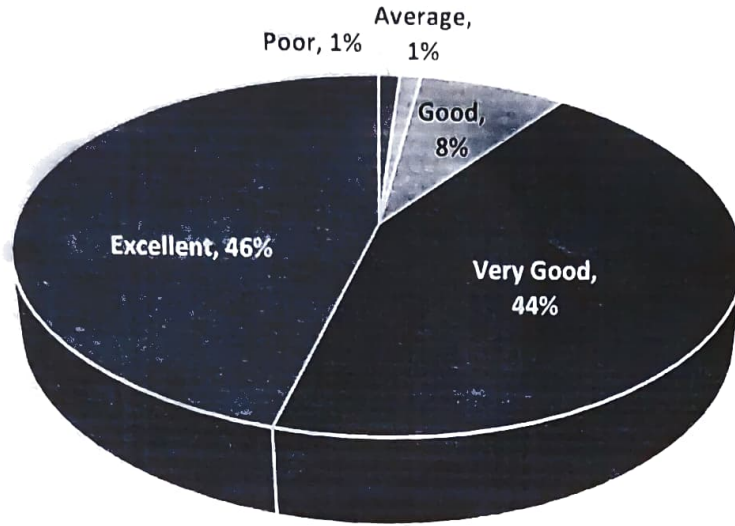
Majority (80%) of the respondents expressed that faculty are very good in curriculum delivery to the students. Around 60% of the faculty are excellent, 37% are very good and 2% are good in their performance with reference to the various aspects of curriculum delivery to the students.

**DEPARTMENT OF TELUGU**

**MKR Government Degree College, Devarakonda  
Teacher Feed Back Analysis - 2019-2020  
Department of Telugu**

QUERY	Poor		Average		Good		Very Good		Excellent		TOTAL
	Responses	Percentage	Responses	Percentage	Responses	Percentage	Responses	Percentage	Responses	Percentage	
1	0	0	1	2.5	11	27.5	16	40	12	30	40
2	0	0	1	2.5	6	15	26	65	7	17.5	40
3	1	2.5	0	0	2	5	17	42.5	20	50	40
4	0	0	0	0	3	7.5	21	52.5	16	40	40
5	2	5	0	0	2	5	8	20	28	70	40
6	1	2.5	1	2.5	0	0	22	55	16	40	40
7	0	0	0	0	1	2.5	12	30	27	67.5	40
8	0	0	0	0	3	7.5	23	57.5	14	35	40
9	1	2.5	0	0	2	5	18	45	19	47.5	40
10	0	0	0	0	4	10	21	52.5	15	37.5	40
11	1	2.5	0	0	3	7.5	18	45	18	45	40
12	0	0	0	0	2	5	16	40	22	55	40
13	1	2.5	1	2.5	0	0	18	45	20	50	40
14	0	0	0	0	2	5	24	60	14	35	40
15	0	0	2	5	3	7.5	15	37.5	20	50	40
16	0	0	0	0	3	7.5	14	35	23	57.5	40
17	1	2.5	0	0	1	2.5	15	37.5	23	57.5	40
18	0	0	3	7.5	7	17.5	18	45	12	30	40
19	0	0	0	0	3	7.5	16	40	21	52.5	40
20	1	2.5	0	0	4	10	14	35	21	52.5	40
Total	9	1	9	1	62	8	352	44	368	46	800

## Department of Telugu



### Feedback Analysis

Majority (52.5%) of the respondents expressed that faculty are very good in curriculum delivery to the students. Around 46% responses are excellent, 44% are very good and 8% are good in their performance with reference to the various aspects of curriculum delivery to the students.

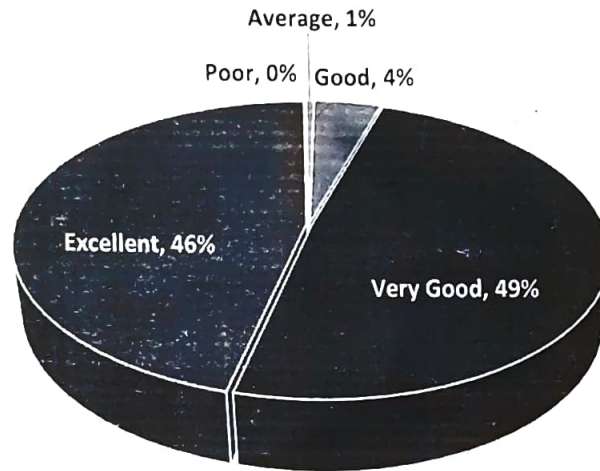
**DEPARTMENT OF HISTORY**

**MKR Government Degree College, Devarakonda  
Teacher Feed Back Analysis - 2019-2020  
Department of History**

QUERY	Poor		Average		Good		Very Good		Excellent		TOTAL
	Responses	Percentage	Responses	Percentage	Responses	Percentage	Responses	Percentage	Responses	Percentage	
1	0	0	0	0	0	0	25	62.5	15	37.5	40
2	0	0	0	0	0	0	28	70	12	30	40
3	0	0	0	0	2	5	18	45	20	50	40
4	0	0	0	0	2	5	21	52.5	17	42.5	40
5	0	0	0	0	2	5	18	45	20	50	40
6	0	0	0	0	2	5	13	32.5	25	62.5	40
7	0	0	0	0	1	2.5	14	35	25	62.5	40
8	0	0	0	0	3	7.5	20	50	17	42.5	40
9	0	0	2	5	1	2.5	23	57.5	14	35	40
10	0	0	2	5	5	12.5	21	52.5	12	30	40
11	0	0	0	0	4	10	22	55	14	35	40
12	0	0	0	0	1	2.5	15	37.5	24	60	40
13	0	0	0	0	3	7.5	18	45	19	47.5	40
14	0	0	0	0	1	2.5	19	47.5	20	50	40
15	0	0	0	0	1	2.5	17	42.5	22	55	40
16	0	0	0	0	0	0	20	50	20	50	40
17	0	0	0	0	3	7.5	17	42.5	20	50	40
18	0	0	0	0	0	0	24	60	16	40	40
19	0	0	0	0	3	7.5	21	52.5	16	40	40
20	0	0	0	0	1	2.5	18	45	21	52.5	40
Total	0	0	4	1	35	4	392	49	369	46	800



## Department of History



### Feedback Analysis

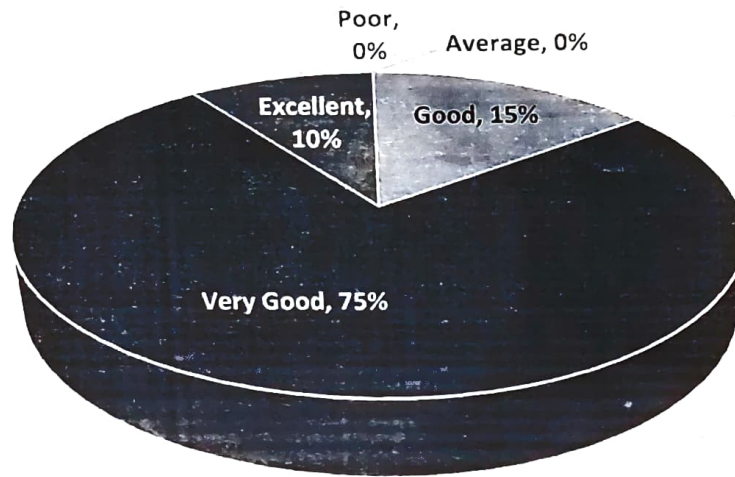
Majority (52.5%) of the respondents are satisfied about the curriculum delivery to the students. Around 46% of the responses are excellent, 49% are very good and 4% are good in their performance with reference to the various aspects of curriculum delivery to the students.

## DEPARTMENT OF ECONOMICS

### MKR Government Degree College, Devarakonda Teacher Feed Back Analysis - 2019-2020 Department of Economics

QUERY	Poor		Average		Good		Very Good		Excellent		TOTAL
	Responses	Percentage	Responses	Percentage	Responses	Percentage	Responses	Percentage	Responses	Percentage	
1	0	0	0	0	3	15	17	85	0	0	20
2	0	0	0	0	3	15	16	80	1	5	20
3	0	0	0	0	3	15	14	70	3	15	20
4	0	0	0	0	3	15	14	70	3	15	20
5	0	0	0	0	3	15	16	80	1	5	20
6	0	0	0	0	3	15	15	75	2	10	20
7	0	0	0	0	3	15	15	75	2	10	20
8	0	0	0	0	3	15	15	75	2	10	20
9	0	0	0	0	3	15	16	80	1	5	20
10	0	0	0	0	3	15	15	75	2	10	20
11	0	0	0	0	3	15	15	75	2	10	20
12	0	0	0	0	3	15	15	75	2	10	20
13	0	0	0	0	3	15	14	70	3	15	20
14	0	0	0	0	3	15	15	75	2	10	20
15	0	0	0	0	3	15	15	75	2	10	20
16	0	0	0	0	3	15	16	80	1	5	20
17	0	0	0	0	3	15	15	75	2	10	20
18	0	0	0	0	3	15	16	80	1	5	20
19	0	0	0	0	3	15	13	65	4	20	20
20	0	0	0	0	3	15	14	70	3	15	20
Total	0	0	0	0	60	15	301	75	39	10	400

## Department of Economics



### Feedback Analysis

Majority (70%) of the respondents are of opinion that faculty are very good in curriculum delivery to the students. Around 15% of responses are excellent, 75% are very good and 15% are good in their performance with reference to the various aspects of curriculum delivery to the students.

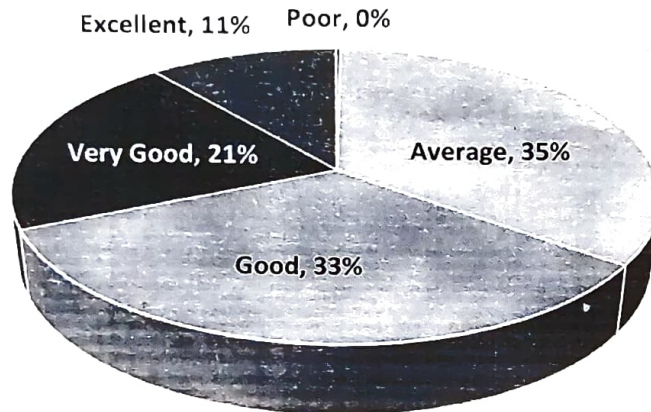
**DEPARTMENT OF POLITICAL SCIENCE**

**MKR Government Degree College, Devarakonda  
Teacher Feed Back Analysis - 2019-2020  
Department of Political Sciences**

QUERY	Poor		Average		Good		Very Good		Excellent		TOTAL
	Responses	Percentage	Responses	Percentage	Responses	Percentage	Responses	Percentage	Responses	Percentage	
1	0	0	0	0	1	5	11	55	8	40	20
2	0	0	0	60	2	10	5	25	1	5	20
3	0	0	0	25	10	50	4	20	1	5	20
4	0	0	0	45	5	25	4	20	2	10	20
5	0	0	0	30	9	45	1	5	4	20	20
6	0	0	0	45	6	30	2	10	3	15	20
7	0	0	0	20	9	45	4	20	3	15	20
8	0	0	0	40	6	30	3	15	3	15	20
9	0	0	0	45	6	30	0	0	5	25	20
10	1	5	0	45	5	25	2	10	3	15	20
11	0	0	0	30	8	40	4	20	2	10	20
12	0	0	0	35	8	40	3	15	2	10	20
13	0	0	0	30	10	50	4	20	0	0	20
14	0	0	0	35	8	40	5	25	0	0	20
15	0	0	0	55	3	15	5	25	1	5	20
16	0	0	0	50	5	25	3	15	2	10	20
17	0	0	0	25	10	50	5	25	0	0	20
18	0	0	0	35	9	45	4	20	0	0	20
19	0	0	0	45	6	30	3	15	2	10	20
20	0	0	0	0	7	35	10	50	3	15	20
TOTAL	1	0	139	35	133	33	82	21	45	11	400



## Department of Political Science



### Feedback Analysis

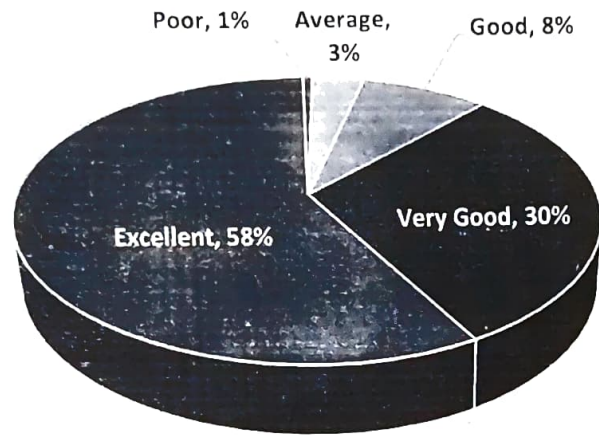
Majority of the respondents are of opinion that faculty are good in curriculum delivery to the students. Around 11% of the faculty are excellent, 21% are very good and 33% are good in their performance with reference to the various aspects of curriculum delivery to the students.

**DEPARTMENT OF COMMERCE**

**MKR Government Degree College, Devarakonda  
Teacher Feed Back Analysis - 2019-2020  
Department of Commerce**

QUERY	POOR		AVERAGE		GOOD		VERY GOOD		EXCELLENT		TOTAL
	Responses	Percentage	Responses	Percentage	Responses	Percentage	Responses	Percentage	Responses	Percentage	
1	1	2.5	0	0	1	2.5	13	32.5	25	62.5	40
2	0	0	1	2.5	3	7.5	9	22.5	27	67.5	40
3	0	0	2	5	7	17.5	7	17.5	24	60	40
4	1	2.5	2	5	2	5	15	37.5	20	50	40
5	1	2.5	0	0	4	10	18	45	17	42.5	40
6	0	0	3	7.5	1	2.5	11	27.5	25	62.5	40
7	0	0	2	5	6	15	9	22.5	23	57.5	40
8	1	2.5	2	5	6	15	13	32.5	18	45	40
9	1	2.5	2	5	1	2.5	10	25	26	65	40
10	0	0	1	2.5	7	17.5	16	40	16	40	40
11	0	0	2	5	6	15	17	42.5	15	37.5	40
12	0	0	2	5	3	7.5	14	35	21	52.5	40
13	0	0	1	2.5	3	7.5	6	15	30	75	40
14	0	0	1	2.5	1	2.5	11	27.5	27	67.5	40
15	0	0	0	0	4	10	12	30	24	60	40
16	0	0	2	5	4	10	12	30	22	55	40
17	0	0	1	2.5	2	5	18	45	19	47.5	40
18	0	0	3	7.5	0	0	14	35	23	57.5	40
19	0	0	0	0	5	12.5	8	20	27	67.5	40
20	0	0	0	0	1	2.5	6	15	33	82.5	40
TOTAL	5	1	27	3	67	8	239	30	462	58	800

## Department Of Commerce



### Feedback Analysis

Majority (82.5%) of the respondents expressed that overall opinion on the faculty is excellent in curriculum delivery to the students. Around 58% of the responses are excellent, 30% are very good and 8% are good in their performance with reference to the various aspects of curriculum delivery to the students.

## DEPARTMENT OF BOTANY

MKR Government Degree College, Devarakonda

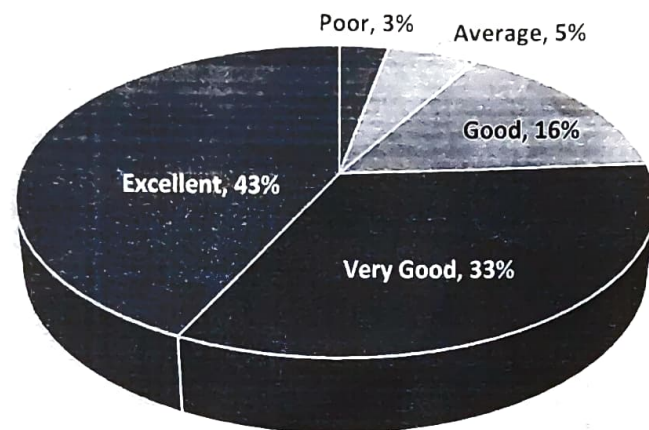
Teacher Feed Back Analysis - 2019-2020

Department of Botany

QUERY	Poor		Average		Good		Very Good		Excellent		TOTAL
	Responses	Percentage	Responses	Percentage	Responses	Percentage	Responses	Percentage	Responses	Percentage	
1	3	15	1	5	4	20	6	30	6	30	20
2	0	0	0	0	0	0	4	20	16	80	20
3	0	0	1	5	3	15	9	45	7	35	20
4	0	0	1	5	7	35	4	20	8	40	20
5	1	5	2	10	4	20	3	15	10	50	20
6	0	0	2	10	5	25	6	30	7	35	20
7	0	0	1	5	4	20	4	20	11	55	20
8	1	5	2	10	2	10	9	45	6	30	20
9	1	5	1	5	1	5	8	40	9	45	20
10	0	0	1	5	4	20	9	45	6	30	20
11	0	0	1	5	5	25	5	25	9	45	20
12	0	0	1	5	2	10	9	45	8	40	20
13	1	5	0	0	3	15	7	35	9	45	20
14	2	10	0	0	2	10	6	30	10	50	20
15	1	5	2	10	3	15	5	25	9	45	20
16	0	0	2	10	3	15	7	35	8	40	20
17	1	5	2	10	2	10	7	35	8	40	20
18	0	0	1	5	2	10	12	60	5	25	20
19	1	5	0	0	4	20	6	30	9	45	20
20	0	0	1	5	2	10	6	30	11	55	20
Total	12	3	22	6	62	16	132	33	172	43	400



## Department of Botany



### Feedback Analysis

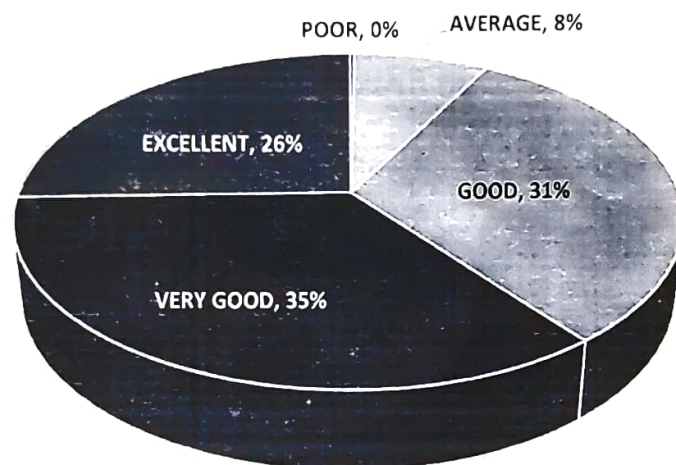
Majority (55%) of the respondents opined that faculty are excellent in curriculum delivery to the students. Around 43% of the faculty are excellent, 33% are very good and 16% are good in their performance with reference to the various aspects of curriculum delivery to the students.

**DEPARTMENT OF ZOOLOGY**

**MKR Government Degree College, Devarakonda  
Teacher Feed Back Analysis - 2019-2020  
Department of Zoology**

QUERY	POOR		AVERAGE		GOOD		VERY GOOD		EXCELLENT		TOTAL
	Responses	Percentage	Responses	Percentage	Responses	Percentage	Responses	Percentage	Responses	Percentage	
1	0	0	0	0	10	50	6	30	4	20	20
2	0	0	1	5	8	40	4	20	7	35	20
3	0	0	0	0	5	25	9	45	6	30	20
4	0	0	1	5	3	15	10	50	6	30	20
5	0	0	0	0	8	40	6	30	6	30	20
6	0	0	1	5	8	40	10	50	1	5	20
7	0	0	1	5	8	40	6	30	5	25	20
8	0	0	1	5	3	15	10	50	6	30	20
9	0	0	2	10	11	55	3	15	4	20	20
10	0	0	4	20	3	15	11	55	2	10	20
11	0	0	2	10	9	45	4	20	5	25	20
12	0	0	1	5	5	25	9	45	5	25	20
13	0	0	2	10	7	35	7	35	4	20	20
14	0	0	3	15	5	25	7	35	5	25	20
15	0	0	1	5	9	45	9	45	1	5	20
16	1	5	2	10	4	20	6	30	7	35	20
17	0	0	4	20	7	35	5	25	4	20	20
18	0	0	2	10	4	20	7	35	7	35	20
19	0	0	2	10	7	35	2	10	9	45	20
20	0	0	1	5	2	10	9	45	8	40	20
Total	1	0	31	8	126	32	140	35	102	26	400

## DEPARTMENT OF ZOOLOGY



### Feedback Analysis

Majority of the respondents expressed that overall opinion on the faculty is very good in curriculum delivery to the students. Around 26% of the faculty are excellent, 35% are very good and 32% are good in their performance with reference to the various aspects of curriculum delivery to the students.

## DEPARTMENT OF CHEMISTRY

### MKR Government Degree College, Devarakonda Teacher Feed Back Analysis - 2019-2020 Department of Chemistry

QUERY	Poor		Average		Good		Very Good		Excellent		TOTAL
	Responses	Percentage	Responses	Percentage	Responses	Percentage	Responses	Percentage	Responses	Percentage	
1	0	0	0	0	1	5	10	50	9	45	20
2	0	0	0	0	0	0	11	55	9	45	20
3	0	0	0	0	0	0	10	50	10	50	20
4	0	0	0	0	0	0	15	75	5	25	20
5	0	0	0	0	0	0	10	50	10	50	20
6	0	0	0	0	0	0	8	40	12	60	20
7	0	0	0	0	0	0	15	75	5	25	20
8	0	0	0	0	0	0	14	70	6	30	20
9	0	0	0	0	0	0	11	55	9	45	20
10	0	0	0	0	0	0	11	55	9	45	20
11	0	0	0	0	0	0	12	60	8	40	20
12	0	0	0	0	0	0	11	55	9	45	20
13	0	0	0	0	0	0	14	70	6	30	20
14	0	0	0	0	0	0	8	40	12	60	20
15	0	0	0	0	0	0	13	65	7	35	20
16	0	0	0	0	0	0	15	75	5	25	20
17	0	0	0	0	0	0	6	30	14	70	20
18	0	0	0	0	0	0	12	60	8	40	20
19	0	0	0	0	0	0	11	55	9	45	20
20	0	0	0	0	0	0	11	55	9	45	20
TOTAL	0	0	0	0	1	0	228	57	171	43	400



## Department of Chemistry



### Feedback Analysis

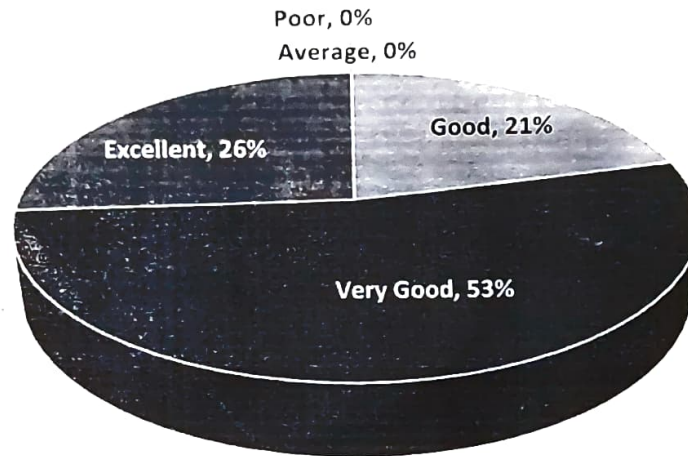
Majority (55%) of the respondents expressed the overall opinion of faculty is very good in implementation of curriculum. Around 43% of the responses are excellent, 57% are very good.

## DEPARTMENT OF MATHEMATICS

### MKR Government Degree College, Devarakonda Teacher Feed Back Analysis - 2019-2020 Department of Mathematics

QUERY	Poor		Average		Good		Very Good		Excellent		TOTAL
	Responses	Percentage	Responses	Percentage	Responses	Percentage	Responses	Percentage	Responses	Percentage	
1	0	0	0	0	3	15	11	55	6	30	20
2	0	0	0	0	3	15	11	55	6	30	20
3	0	0	0	0	4	20	11	55	5	25	20
4	0	0	0	0	7	35	8	40	5	25	20
5	0	0	0	0	5	25	11	55	4	20	20
6	0	0	0	0	3	15	14	70	3	15	20
7	0	0	0	0	4	20	11	55	5	25	20
8	0	0	0	0	8	40	8	40	4	20	20
9	0	0	0	0	5	25	10	50	5	25	20
10	0	0	0	0	4	20	10	50	6	30	20
11	0	0	0	0	3	15	13	65	4	20	20
12	0	0	0	0	7	35	5	25	8	40	20
13	0	0	0	0	4	20	10	50	6	30	20
14	0	0	0	0	1	5	15	75	4	20	20
15	0	0	0	0	3	15	11	55	6	30	20
16	0	0	0	0	7	35	7	35	6	30	20
17	0	0	0	0	4	20	9	45	7	35	20
18	0	0	0	0	3	15	12	60	5	25	20
19	0	0	0	0	5	25	11	55	4	20	20
20	0	0	0	0	3	15	12	60	5	25	20
TOTAL	0	0	0	0	86	22	210	53	104	26	400

## Department of Mathematics



### Feedback Analysis

Majority (60%) of the respondents have very good opinion on the overall performance of the faculty in curriculum delivery to the students. Around 26% of the responses are excellent, 53% are very good and 22% are good in their performance with reference to the various aspects of curriculum delivery to the students.

## DEPARTMENT OF PHYSICS

MKR Government Degree College, Devarakonda

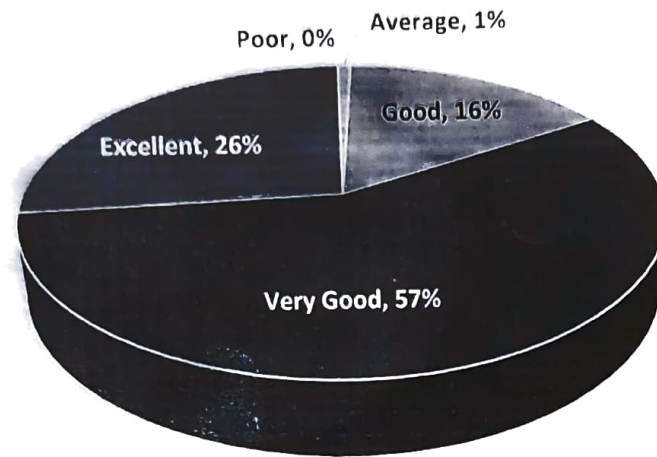
Teacher Feed Back Analysis - 2019-2020

Department of Physics

QUERY	Poor		Average		Good		Very Good		Excellent		TOTAL
	Responses	Percentage	Responses	Percentage	Responses	Percentage	Responses	Percentage	Responses	Percentage	
1	0	0	0	0	0	0	16	80	4	20	20
2	0	0	0	0	1	5	12	60	7	35	20
3	0	0	0	0	4	20	12	60	4	20	20
4	0	0	1	5	2	10	14	70	3	15	20
5	0	0	0	0	2	10	12	60	6	30	20
6	0	0	0	0	1	5	7	35	12	60	20
7	0	0	0	0	3	15	14	70	3	15	20
8	0	0	0	0	3	15	13	65	4	20	20
9	0	0	1	5	11	55	6	30	2	10	20
10	0	0	0	0	6	30	10	50	4	20	20
11	0	0	1	5	11	55	6	30	2	10	20
12	0	0	0	0	1	5	11	55	8	40	20
13	0	0	0	0	3	15	14	70	3	15	20
14	0	0	0	0	3	15	14	70	3	15	20
15	0	0	0	0	0	0	6	30	14	70	20
16	0	0	0	0	2	10	12	60	6	30	20
17	0	0	0	0	1	5	14	70	5	25	20
18	0	0	0	0	7	35	12	60	1	5	20
19	0	0	0	0	3	15	13	65	4	20	20
20	0	0	0	0	0	0	9	45	11	55	20
TOTAL	0	0	3	1	64	16	227	57	106	27	400



## Department of Physics



### Feedback Analysis

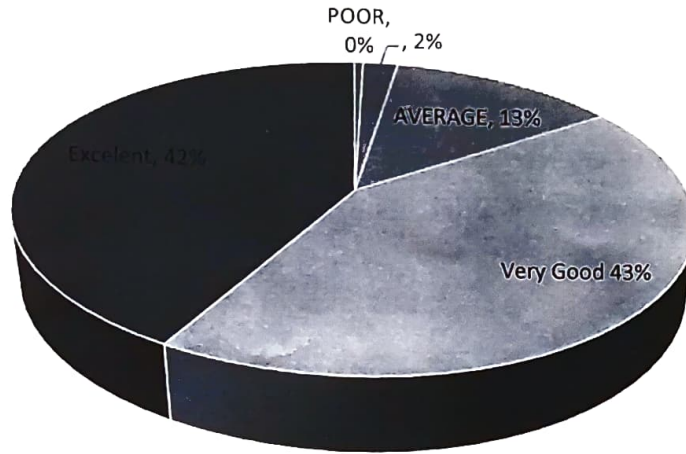
Majority of the respondents (55%) expressed that faculty are very good in curriculum delivery to the students. Around 27% of the faculty are excellent, 57% are very good and 16% are good in their performance with reference to the various aspects of curriculum delivery to the students.

**DEPARTMENT OF COMPUTER SCIENCES/APPLICATIONS**

**MKR Government Degree College, Devarakonda  
Teacher Feed Back Analysis - 2019-2020  
Department of Computer Sciences/Applications**

QUERY	Poor		Average		Good		Very Good		Excellent		TOTAL
	Responses	Percentage	Responses	Percentage	Responses	Percentage	Responses	Percentage	Responses	Percentage	
1	0	0	2	5	4	10	11	27.5	23	57.5	40
2	0	0	0	0	2	5	9	22.5	29	72.5	40
3	0	0	0	0	6	15	12	30	22	55	40
4	0	0	1	2.5	6	15	16	40	17	42.5	40
5	0	0	3	7.5	11	27.5	15	37.5	11	27.5	40
6	0	0	1	2.5	6	15	16	40	17	42.5	40
7	0	0	2	5	5	12.5	9	22.5	24	60	40
8	0	0	1	2.5	4	10	13	32.5	22	55	40
9	1	2.5	1	2.5	4	10	17	42.5	17	42.5	40
10	2	5	1	2.5	11	27.5	10	25	16	40	40
11	0	0	2	5	3	7.5	17	42.5	18	45	40
12	0	0	2	5	8	20	9	22.5	21	52.5	40
13	0	0	0	0	4	10	19	47.5	17	42.5	40
14	0	0	2	5	7	17.5	8	20	23	57.5	40
15	1	2.5	2	5	4	10	9	22.5	24	60	40
16	0	0	0	0	8	20	11	27.5	21	52.5	40
17	0	0	0	0	2	5	14	35	24	60	40
18	0	0	1	2.5	8	20	9	22.5	22	55	40
19	0	0	2	5	3	7.5	17	42.5	18	45	40
20	0	0	1	2.5	2	5	11	27.5	26	65	40
<b>TOTAL</b>	<b>4</b>	<b>1</b>	<b>24</b>	<b>3</b>	<b>108</b>	<b>14</b>	<b>252</b>	<b>32</b>	<b>412</b>	<b>52</b>	<b>800</b>

### Feedback Analysis



Around 42% of the responses are excellent, 43% very good and 13% are good in curriculum implementation. Overall opinion on the faculty is excellent (54%)

Majority of the students expressed faculty are excellent in putting their efforts in completing the syllabus and generating interest in them towards curriculum. Majority of them have clarity of expression and clarity in subject content. Most of the faculty give information on latest developments in their concerned subjects. Latest ICT developments and innovative methods are used in delivering curriculum. They give guidance in student seminars, extracurricular activities and career guidance. They are excellent in motivating students to use Library and Internet and make students to involve in student study projects and participate in extension activities.

  
**I.Q.A.C. Coordinator**  
**M.K.R. Government Degree College,**  
Devarakonda, Nalgonda. Dt. 508248

  
**PRINCIPAL**  
**MKR Govt. Degree College**  
DEVARAKONDA, NALGONDA DIST. .

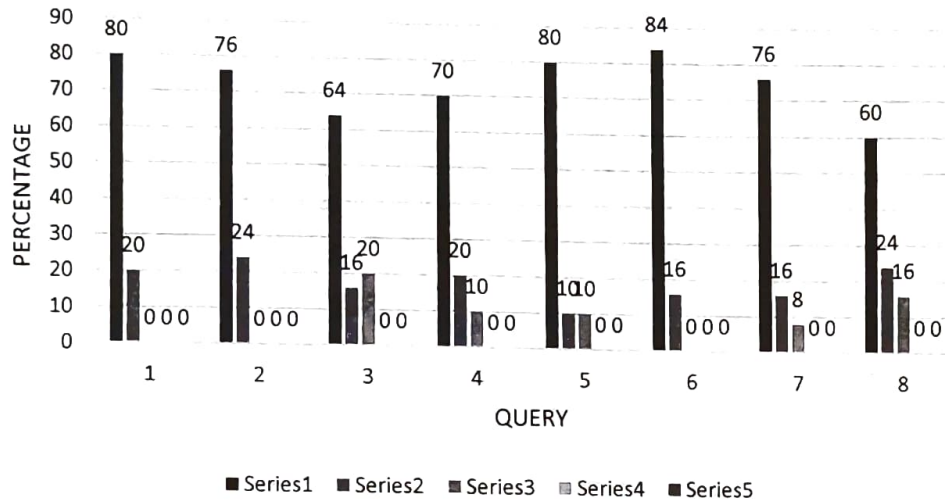
# FEEDBACK ANALYSIS OF STUDENT ON CURRICULUM

Feedback on curriculum is obtained from a sample of 50 students from different classes of various departments. Percentage Analysis is used to analyze the data.

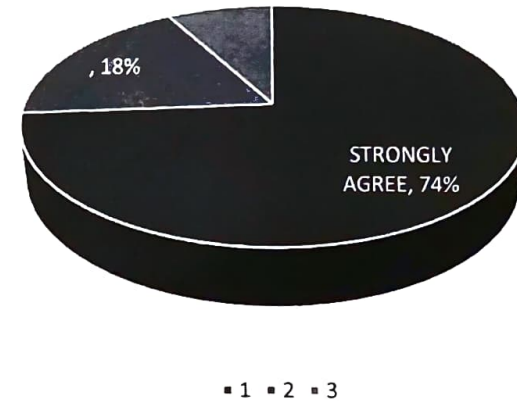
<b>MKR GOVERNMENT DEGREE COLLEGE, DEVARAKONDA</b>												
<b>STUDENT FEEDBACK ANALYSIS ON CURRICULUM</b>												
<b>2019-20</b>												
SL.NO	QUERY	STRONGLY AGREE		AGREE		NEITHER AGREE NOR DISAGREE		DISAGREE		STRONGLY DISAGREE		TOTAL
		Response	%	Response	%	Response	%	Response	%	Response	%	
1	The Syllabus/Courses taught was updated enough	40	80	10	20	0	0	0	0	0	0	50
2	The objectives of the syllabi are well defined	38	76	12	24	0	0	0	0	0	0	50
3	Getting enough time to cover all the topics	32	64	8	16	10	20	0	0	0	0	50
4	There is a good balance between curricular-curricular and extracurricular activities	35	70	10	20	5	10	0	0	0	0	50
5	Course curriculum fulfils the student's expectations	40	80	5	10	5	10	0	0	0	0	50
6	curriculum is effectively implemented in the college	42	84	8	16	0	0	0	0	0	0	50
7	Syllabus creates interest in the student	38	76	8	16	4	8	0	0	0	0	50
8	Assessment pattern measures the knowledge of students completely	30	60	12	24	8	16	0	0	0	0	50
<b>Total</b>		<b>295</b>	<b>74</b>	<b>73</b>	<b>18</b>	<b>32</b>	<b>8</b>	<b>0</b>	<b>0</b>	<b>0</b>	<b>0</b>	<b>400</b>



### STUDENT FEEDBACK ON CURRICULUM



### STUDENT FEEDBACK ANALYSIS ON CURRICULUM



### Feedback Analysis

Majority (74%) of the respondents strongly agree that curriculum is well defined and implemented in the college. Most of the students (80%) strongly agrees that the Syllabus/Courses taught was updated enough, the objectives of the syllabi are well defined and students are getting enough time to cover all the topics. 70% of the students strongly agree that there is a good balance between curricular, co-curricular and extra-curricular activities. Majority (80%) strongly agrees that curriculum is effectively implemented in the college. Around (76%) of the students strongly agrees that syllabus creates interest in them and 60% of the students agrees assessment patterns are sufficient to measure the knowledge of students completely. Majority students are satisfied with curriculum design and its implementation in the college.

*[Signature]*  
 I.Q.A.C. Coordinator  
 M.K.R. Government Degree College,  
 Devarakonda, Nalgonda. Dt. 508248

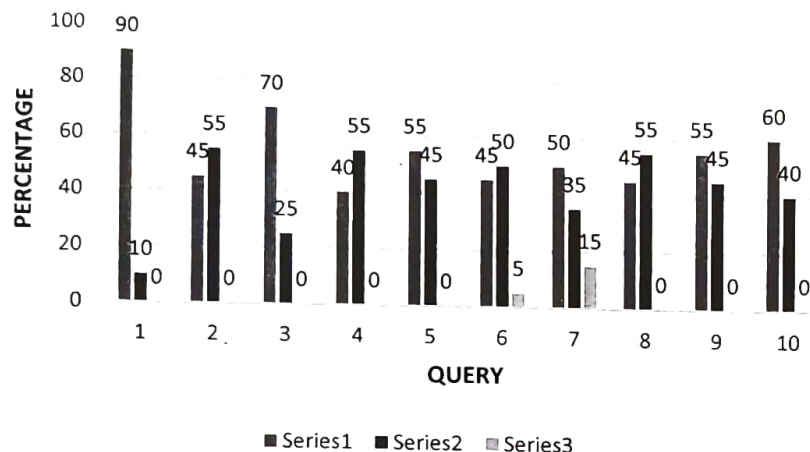
*[Signature]*  
 PRINCIPAL  
 MKR Govt. Degree College  
 DEVARAKONDA, NALGONDA DIST.

# FEEDBACK ANALYSIS OF TEACHER ON CURRICULUM

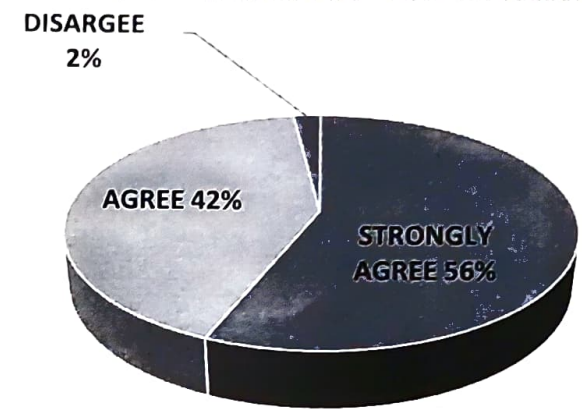
Feedback on curriculum is obtained from a sample of 20 teachers from different departments. Percentage Analysis is used to analyze the data

<b>MKR GOVERNMENT DEGREE COLLEGE, DEVARAKONDA</b>						
<b>TEACHER FEEDBACK ANALYSIS</b>						
<b>2019-20</b>						
SL.NO	QUERY	Responses in Percentage				
		STRONGLY AGREE	AGREE	NEITHER AGREE NOR DISARGEE	DISAGREE	STRONGLY DIS AGREE
1	The courses /syllabus taught has good balance between theory and application	90	10	0	0	0
2	The objectives of the syllabi are well defined	45	55	0	0	0
3	The college has given me full freedom to adopt new techniques/strategies of teaching	70	25	0	0	0
4	The college has given freedom to adopt new techniques of assessing the students?	40	55	0	0	0
5	The prescribed books are available in the library in sufficient numbers	55	45	0	0	0
6	The environment in the college is conducive to teaching and Research	45	50	5	0	0
7	The administration is teacher friendly?	50	35	15	0	0
8	The college provides adequate opportunities and support to staff for career advancement	45	55	0	0	0
9	ICT facilities in the college are satisfactory	55	45	0	0	0
10	Overall maintenance of the college environment	60	40	0	0	0
<b>TOTAL</b>		<b>56</b>	<b>42</b>	<b>2</b>	<b>0</b>	<b>0</b>

### TEACHER FEEDBACK ON CURRICULUM



### TEACHER FEEDBACK ANALYSIS



### Feedback Analysis

Majority of the teachers strongly agree that curriculum is well defined and implemented in the college. 90% of the teachers strongly agree that courses /syllabus taught has good balance between theory and application and 55 % agreed that objectives of the syllabi are well defined. Most of the teachers agree that the college has given full freedom to adopt new techniques of teaching and assessing the students. About 55% strongly agreed that the prescribed books are available in the library in sufficient numbers. Most of them strongly agrees that the environment in the college is conducive to teaching and research. and the administration is teacher friendly. The college provides adequate opportunities and support to staff for career advancement. Majority of teachers are satisfied with ICT facilities in the college. Most of them are satisfied with overall maintenance of the college environment

*[Signature]*  
 I.Q.A.C. Coordinator  
 M.K.R. Government Degree College,  
 Devarakonda, Nalgonda. Dt. 508248

*[Signature]*  
 PRINCIPAL  
 MKR Govt. Degree College  
 DEVARAKONDA, NALGONDA DIST.

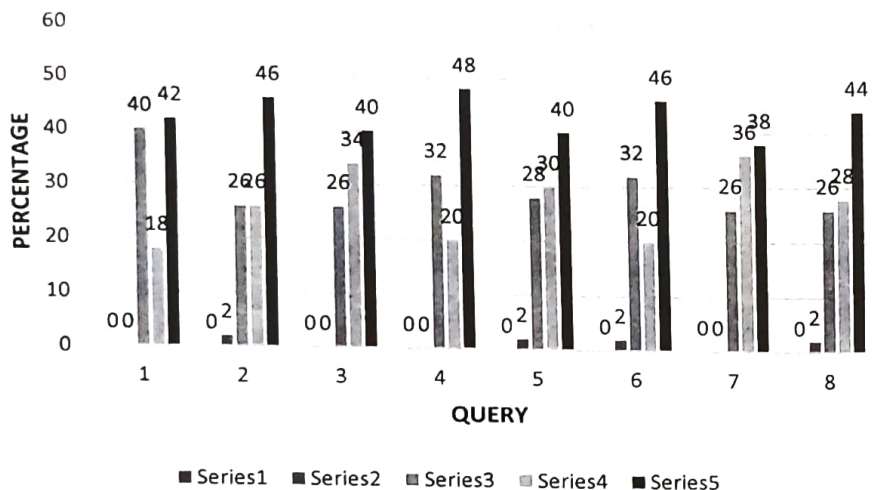
# FEEDBACK ANALYSIS OF PARENT ON CURRICULUM

Feedback on curriculum is obtained from a sample of 50 parents on various aspects of curriculum from 50 parents. Percentage Analysis is used to analyze the data.

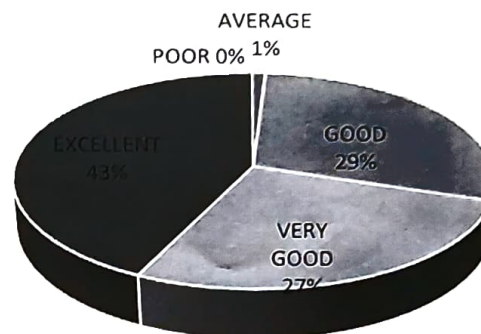
MKR GOVERNMENT DEGREE COLLEGE, DEVARAKONDA PARENT FEEDBACK ANALYSIS ON CURRICULUM 2019-20						
SL.NO	QUERY	Responses in Percentage				
		POOR	AVERAGE	GOOD	VERY GOOD	EXCELLENT
1	Quality and relevance of the curriculum for career	0	0	40	18	42
2	Does infrastructure and lab facilities sufficient to deliver curriculum in your ward?	0	2	26	26	46
3	Does curriculum is useful in improving communication skills in your ward?	0	0	26	34	40
4	Does the curriculum help in widening intellectual horizon?	0	0	32	20	48
5	Do you feel that curriculum undertaken enhances employability skills in your ward?	0	2	28	30	40
6	Use of Information and communication technology in the college to deliver the curriculum	0	2	32	20	46
7	Academic discipline observed by the college	0	0	26	36	38
8	Improvement of ethics and morals in your ward while studying in the college	0	2	26	28	44
<b>TOTAL</b>		0	1	29	27	43



### PARENT FEEDBACK ANALYSIS



### PARENT FEEDBACK ANALYSIS



### Feedback Analysis

Feedback is obtained from the parents on various aspects of curriculum delivery, its relevance and usefulness, facilities like library, labs, ICT aids in the college for effective delivery of the curriculum, Academic discipline observed in the college and improvement of ethics and morals in students while pursuing the course.

Majority parents are of opinion that quality and relevance of the curriculum is very good for career. Most of the parents expressed that infrastructure and lab facilities in the college are very good to deliver the curriculum. Majority opined that curriculum is useful in improving communication skills and employability skills and widening intellectual horizon of the ward. Majority gave excellent (46%) and very good (20%) rating for the use of ICT in the college to deliver the curriculum. They are satisfied with academic discipline observed in the college. Majority expressed college is excellent in improving ethics and morals in their ward.

*[Signature]*  
**I.Q.A.C. Coordinator**  
**M.K.R. Government Degree College,**  
**Devarakonda, Nalgonda. Dt. 508248**

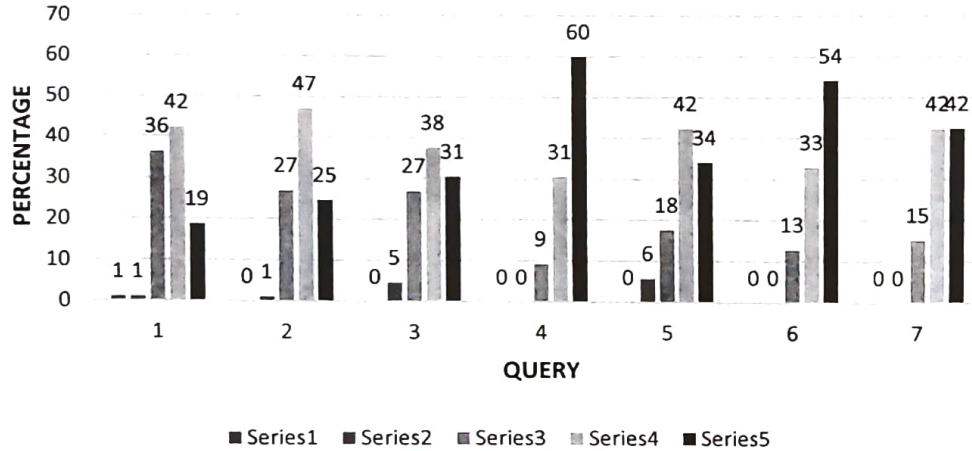
*[Signature]*  
**PRINCIPAL**  
**MKR Govt. Degree College**  
**DEVARAKONDA, NALGONDA DIST.**

# FEEDBACK ANALYSIS OF ALUMNI ON CURRICULUM

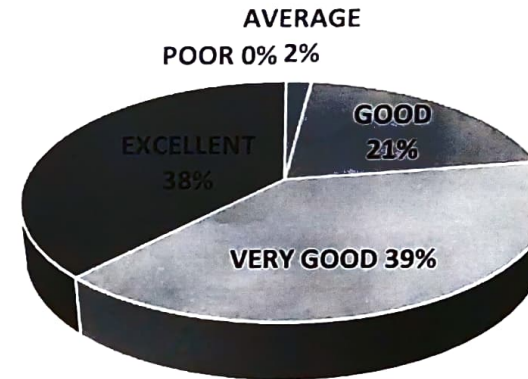
Feedback on curriculum is obtained from a sample of 85 members of Alumni on various aspects of curriculum. Percentage Analysis is used to analyze the data

MKR GOVERNMENT DEGREE COLLEGE, DEVARAKONDA ALUMNI FEEDBACK ANALYSIS ON CURRICULUM 2019-20						
SL.NO	QUERY	Responses in Percentage				
		POOR	AVERAGE	GOOD	VERY GOOD	EXCELLENT
1	Relevance of curriculum in your job	1	1	36	42	19
2	Infrastructure and lab facility	0	1	27	47	25
3	Faculty	0	5	27	38	31
4	Library	0	0	9	31	60
5	Office staff	0	6	18	42	34
6	College Environment	0	0	13	33	54
7	Overall rating of the college	0	0	15	42	42
	<b>TOTAL</b>	0	2	21	39	38

## ALUMNI FEEDBACK ANALYSIS



## ALUMNI FEEDBACK ANALYSIS



### Feedback Analysis

Feedback is obtained from Alumni on different parameters like Curriculum, infrastructure, lab facilities, faculty, library, office staff and college environment. One open ended question to give suggestions is also included in the feedback form. Majority felt curriculum is relevant to their jobs. Most of them (47%) have expressed that infrastructure and lab facilities are very good in the college. Around 60% expressed library facilities are excellent. They opined most of the faculty and office staff are very good. 54% have excellent opinion on college environment.

  
 I.Q.A.C. Coordinator  
 M.K.R. Government Degree College,  
 Devarakonda, Nalgonda. Dt. 508248

  
 PRINCIPAL  
 MKR Govt. Degree College  
 DEVARAKONDA, NALGONDA DIST.





# MKR GOVERNMENT DEGREE COLLEGE

DEVARAKONDA (Dist. NALGONDA) – 508 248

(Accredited with B<sup>++</sup> Grade by NAAC)

E-mail : [pri-gdc-dvk-ce@telangana.gov.in](mailto:pri-gdc-dvk-ce@telangana.gov.in)


Website: <https://gdcts.cgg.gov.in/devarakonda.edu>


P. Yedukondalu, M. Sc., M. Ed.,

Principal (FAC)

## Principal's Action Taken Report on Feedback 2019-20

- Academic discipline maintained.
- Ensured the coverage of 100% syllabus.
- Internal Academic and was conducted.
- Clean toilets maintained.
- Conducted Webinars to ensures quality Content/Curriculum delivery.
- All departments were provided with internet facility.
- Ensured the availability of e content.
- Encouraged field visits, industrial tours.
- Encouraged students to participate in Yuvatharangam, Cultural programs, Environmental Awareness campaigns, National Building activities.
- Actions initiated to improve Communicative skills and soft skills among the students.
- Science Lab facilities improved.
- Established HVPE Cell to improve ethics and morals among the students.
- Efficiency of non teaching staff improved by the E office.
- Improved physical facilities through RUSA Civil Works.
- Digital Classrooms maintained.
- Encouraged staff to utilize student centric methods, ICT Facilities.
- Students Progression monitored.
- Google Classrooms initiated.
- Digitization and automation of library's ensured.
- WiFi facility provided.

  
I.Q.A.C. Coordinator  
M.K.R. Government Degree College,  
Devarakonda, Nalgonda. Dt. 508248

  
PRINCIPAL (FAC)  
M.K.R. Government Degree College,  
Devarakonda, Nalgonda. Dt. 508248



---

# FEEDBACK ANALYSIS REPORT

---

2020-21

MKR GOVERNMENT DEGREE COLLEGE  
DEVARAKONDA



I.Q.A.C. Coordinator  
M.K.R. Government Degree College,  
Devarakonda, Nalgonda. Dt. 508248



PRINCIPAL (FAC)  
M.K.R. Government Degree College,  
Devarakonda, Nalgonda. Dt. 508248

## FEEDBACK ANALYSIS

Feedback is very crucial and integral element of teaching-learning process. The college has a continuous teaching -learning evaluation mechanism through a process of feedback collection and analysis as a part of IQAC. Feedback is obtained from all the stakeholders of the institution, viz. Students, Parents and alumni as well as the teachers. All the feedbacks are administered through a questionnaire. The questions range from curriculum design, delivery, methodology, evaluation, use of ICT and infrastructure. The students are not required to disclose their identity anywhere in the questionnaire. This way the students are free to express their correct perceptions without any inhibitions. The feedback thus obtained is studied and analyzed in order to identify if there are any lacunas. Suggestions for improvement are taken into consideration. Specific complaints shall be addressed. The teachers are personally counseled with regards to the feedback they receive. The IQAC of the institution ensures monitoring all the curricular and co-curricular aspects.

The feedback analysis report consists of

- Department wise feedback analysis on curriculum implementation and performance of the teacher given by students.
- Feedback Analysis on Curriculum by Students
- Feedback Analysis on Curriculum by Teachers
- Feedback Analysis on Curriculum by Parents
- Feedback Analysis on Curriculum by Alumni

## DEPARTMENT WISE FEEDBACK ANALYSIS

Feedback is collected from the students on curriculum delivery and performance of the teacher with reference to the 20 items. The opinion of the student is given on five-point rating scale. Percentage Analysis is used to analyze the data. Feedback is obtained from minimum 20 students of different classes from all the departments. A sample of 320 students from entire college is selected for collection of feedback. The following queries are included in the feedback form.

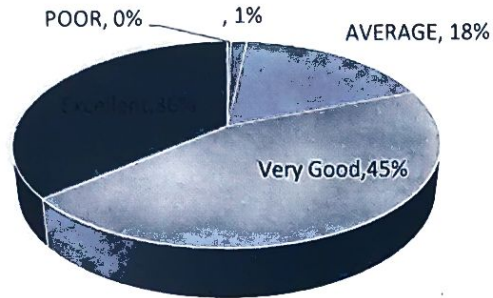
Sl.no	Query/Item
1	Efforts to effectively cover 100% Syllabus
2	The Interest generated in the students while teaching in the room
3	Clarity of expression while teaching the topic /lesson
4	Depth of Subject Content explained
5	Level of latest developments in the subject taught
6	Use of the methods of teaching like class seminar, question -answer, group discussion etc. In the class room
7	Encouraging questions on the topic in the class and cleaning doubts
8	Use of teaching models and teaching aids in the class room
9	Encouraging and supervising the Students for the Study Projects
10	Aptitude shown in arranging field visits, invited lecturers etc.,.In the subject
11	Encouraging and guiding students in reading library (subject and general) books and using Internet
12	Encouraging and Guiding Students in giving class Seminars
13	Regularity and seriousness in valuing the answer scripts of monthly tests and discussing the same with the students
14	Remedial Coaching and efforts made in preparing the students for university Examinations.
15	Regularity and Punctuality to the class
16	Enthusiasm shown to encourage and guide students in the extracurricular activities like cultural, community service, nation building etc.
17	Counseling and Career guidance
18	Accessibility of the lecture outside the class room for Academic interaction.
19	Personal care and affection while dealing with individual Students and helping students.
20	Overall opinion on the lecturer.

## Analysis of Student Feed Back on Teacher &amp; curriculum Delivery - 2020-21

QUERY	POOR		AVERAGE		GOOD		VERY GOOD		EXCELLENT		Total
	RESPONSES	%	RESPONSES	%	RESPONSES	%	RESPONSES	%	RESPONSES	%	
1	1	0	3	1	62	19	169	53	85	27	320
2	0	0	2	1	72	23	147	46	99	31	320
3	2	1	3	1	49	15	158	49	108	34	320
4	2	1	3	1	44	14	121	38	150	47	320
5	0	0	6	2	54	17	173	54	87	27	320
6	2	1	9	3	60	19	149	47	100	31	320
7	2	1	4	1	60	19	157	49	97	30	320
8	0	0	6	2	67	21	126	39	121	38	320
9	2	1	6	2	61	19	155	48	96	30	320
10	2	1	8	3	71	22	136	43	103	32	320
11	0	0	5	2	54	17	139	43	122	38	320
12	2	1	3	1	51	16	140	44	124	39	320
13	1	0	7	2	56	18	133	42	123	38	320
14	0	0	8	3	53	17	147	46	112	35	320
15	1	0	2	1	68	21	121	38	128	40	320
16	0	0	6	2	68	21	141	44	105	33	320
17	1	0	2	1	60	19	124	39	133	42	320
18	1	0	5	2	49	15	152	48	113	35	320
19	2	1	3	1	41	13	136	43	138	43	320
20	1	0	2	1	31	10	127	40	159	50	320
Total	22	0	93	1	1131	18	2851	45	2303	36	6400



### Feedback Analysis



Around 36% of the responses are excellent, 45% very good and 18% are good in curriculum implementation. Overall opinion on the faculty is excellent (50%)

Majority of the students expressed faculty are very good in putting their efforts in completing the syllabus and generating interest in them towards curriculum. Majority of them have clarity of expression and clarity in subject content. Most of the faculty (54%) are very good in giving information on latest developments in their concerned subjects. Latest ICT developments and innovative methods are used in delivering curriculum. They give guidance in student seminars, extracurricular activities. They encourage students by giving career counselling and career guidance. They are excellent in motivating students to use Library and Internet and make students to involve in student study projects and participate in extension activities.

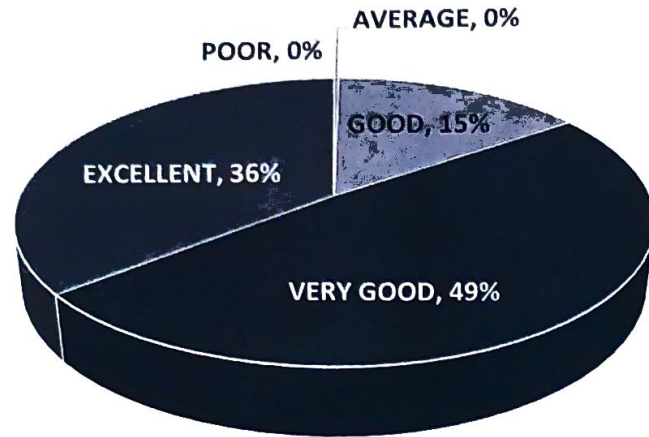
# DEPARTMENT WISE FEEDBACK ANALYSIS

## DEPARTMENT OF ENGLISH

**MKR Government Degree College, Devarakonda**  
**Teacher Feed Back Analysis - 2020-2021**  
**DEPARTMENT OF ENGLISH**

QUERY	POOR		AVERAGE		GOOD		VERY GOOD		EXCELLENT		TOTAL
	Response	Percentage	Response	Percentage	Response	Percentage	Response	Percentage	Response	Percentage	
1	0	0	0	0	3	8	24	60	13	33	40
2	0	0	0	0	6	15	23	58	11	28	40
3	0	0	0	0	6	15	21	53	13	33	40
4	0	0	0	0	3	8	10	25	27	68	40
5	0	0	1	3	3	8	23	58	13	33	40
6	0	0	0	0	6	15	22	55	12	30	40
7	0	0	0	0	7	18	21	53	12	30	40
8	0	0	0	0	8	20	13	33	19	48	40
9	0	0	1	3	4	10	20	50	15	38	40
10	0	0	0	0	7	18	20	50	13	33	40
11	0	0	0	0	8	20	23	58	9	23	40
12	0	0	0	0	4	10	17	43	19	48	40
13	0	0	0	0	9	23	18	45	13	33	40
14	0	0	0	0	6	15	24	60	10	25	40
15	0	0	0	0	5	13	17	43	18	45	40
16	0	0	0	0	8	20	19	48	13	33	40
17	0	0	0	0	10	25	21	53	9	23	40
18	0	0	0	0	6	15	19	48	15	38	40
19	0	0	0	0	6	15	20	50	14	35	40
20	0	0	0	0	6	15	16	40	18	45	40
Total	0	0	2	0	121	15	391	49	286	36	800

## DEPARTMENT OF ENGLISH



### Feedback Analysis

Majority (45%) of the respondents expressed that faculty are excellent in curriculum delivery to the students. Around 36% of the responses are excellent, 49% are very good and 15% are good in their performance with reference to the various aspects of curriculum delivery to the students.

## DEPARTMENT OF TELUGU

MKR Government Degree College, Devarakonda

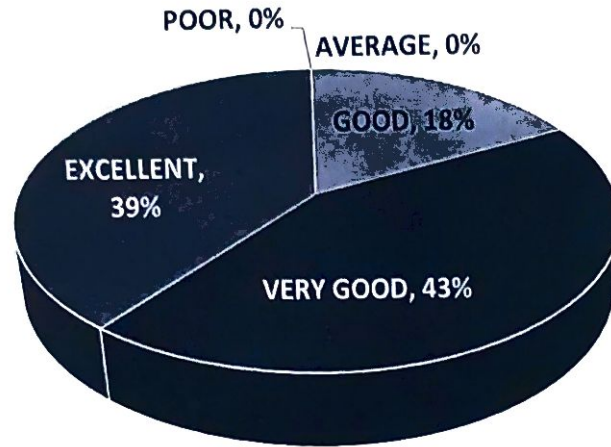
Teacher Feed Back Analysis - 2020-2021

### DEPARTMENT OF TELUGU

QUERY	POOR		AVERAGE		GOOD		VERY GOOD		EXCELLENT		TOTAL
	Responses	Percentage	Responses	Percentage	Responses	Percentage	Responses	Percentage	Responses	Percentage	
1	0	0	0	0	15	38	15	38	10	25	40
2	0	0	0	0	4	10	22	55	14	35	40
3	0	0	0	0	7	18	18	45	15	38	40
4	0	0	0	0	6	15	15	38	19	48	40
5	0	0	0	0	9	23	18	45	13	33	40
6	0	0	0	0	6	15	14	35	20	50	40
7	0	0	0	0	10	25	15	38	15	38	40
8	0	0	0	0	10	25	16	40	14	35	40
9	0	0	0	0	2	5	24	60	14	35	40
10	0	0	0	0	5	13	17	43	18	45	40
11	0	0	0	0	8	20	16	40	16	40	40
12	0	0	0	0	4	10	20	50	16	40	40
13	0	0	0	0	10	25	16	40	14	35	40
14	0	0	0	0	5	13	16	40	19	48	40
15	0	0	0	0	6	15	18	45	16	40	40
16	0	0	0	0	11	28	19	48	10	25	40
17	0	0	0	0	5	13	15	38	20	50	40
18	0	0	0	0	5	13	18	45	17	43	40
19	0	0	1	3	3	8	16	40	20	50	40
20	0	0	0	0	10	25	17	43	13	33	40
Total	0	0	1	0	141	18	345	43	313	39	800



## DEPARTMENT OF TELUGU



### Feedback Analysis

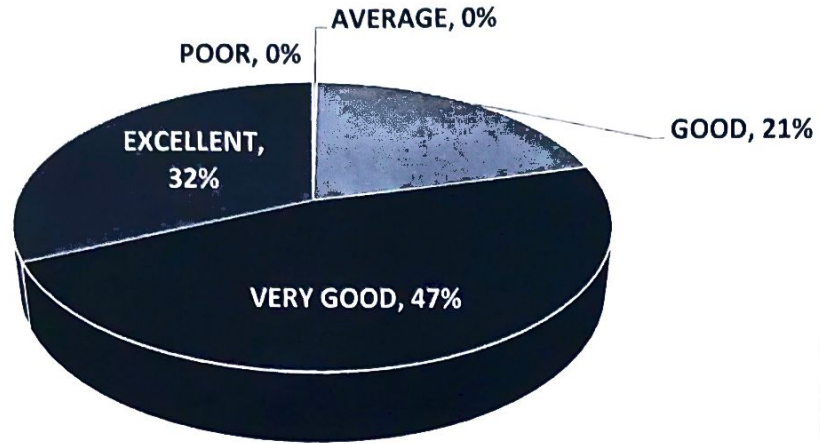
Majority of the respondents are of opinion that faculty are very good in curriculum delivery to the students. Around 39% of responses are excellent, 43% are very good and 18% are good in their performance with reference to the various aspects of curriculum delivery to the students.

DEPARTMENT OF HISTORY

**MKR Government Degree College, Devarakonda**  
**Teacher Feed Back Analysis - 2020-2021**  
**DEPARTMENT OF HISTORY**

QUERY	POOR		AVERAGE		GOOD		VERY GOOD		EXCELLENT		TOTAL
	Responses	Percentage	Responses	Percentage	Responses	Percentage	Responses	Percentage	Responses	Percentage	
1	0	0	0	0	9	22.5	29	72.5	2	5	40
2	0	0	0	0	9	22.5	19	47.5	12	30	40
3	0	0	0	0	4	10	26	65	10	25	40
4	0	0	0	0	5	12.5	14	35	21	52.5	40
5	0	0	0	0	8	20	17	42.5	15	37.5	40
6	0	0	0	0	7	17.5	18	45	15	37.5	40
7	0	0	0	0	6	15	21	52.5	13	32.5	40
8	0	0	0	0	11	27.5	16	40	13	32.5	40
9	0	0	0	0	12	30	17	42.5	11	27.5	40
10	0	0	0	0	13	32.5	18	45	9	22.5	40
11	0	0	0	0	10	25	15	37.5	15	37.5	40
12	0	0	0	0	10	25	18	45	12	30	40
13	0	0	1	2.5	6	15	19	47.5	14	35	40
14	0	0	0	0	6	15	23	57.5	11	27.5	40
15	0	0	0	0	13	32.5	16	40	11	27.5	40
16	0	0	0	0	8	20	15	37.5	17	42.5	40
17	0	0	1	2.5	6	15	15	37.5	18	45	40
18	0	0	0	0	7	17.5	18	45	15	37.5	40
19	0	0	0	0	9	22.5	17	42.5	14	35	40
20	0	0	0	0	4	10	19	47.5	17	42.5	40
Total	0	0	2	0	163	21	370	47	248	32	800

## DEPARTMENT OF HISTORY



### Feedback Analysis

Majority of the respondents are satisfied about the curriculum delivery to the students. Around 32% of the responses are excellent, 47% are very good and 21% are good in their performance with reference to the various aspects of curriculum delivery to the students.

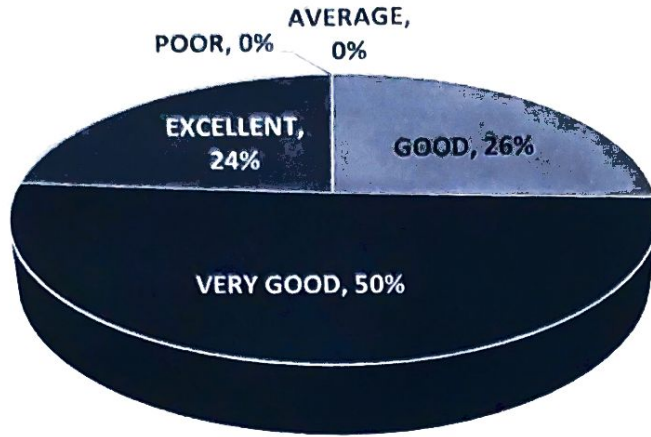
## DEPARTMENT OF ECONOMICS

**MKR Government Degree College, Devarakonda**  
**Teacher Feed Back Analysis - 2020-2021**  
**DEPARTMENT OF ECONOMICS**

QUERY	POOR		AVERAGE		GOOD		VERY GOOD		EXCELLENT		TOTAL
	Responses	Percentage	Responses	Percentage	Responses	Percentage	Responses	Percentage	Responses	Percentage	
1	0	0	0	0	8	40	11	55	1	5	20
2	0	0	0	0	10	50	9	45	1	5	20
3	0	0	0	0	5	25	14	70	1	5	20
4	0	0	0	0	4	20	12	60	4	20	20
5	0	0	0	0	4	20	14	70	2	10	20
6	0	0	0	0	8	40	9	45	3	15	20
7	0	0	0	0	6	30	8	40	6	30	20
8	0	0	0	0	3	15	9	45	8	40	20
9	0	0	0	0	2	10	13	65	5	25	20
10	0	0	0	0	3	15	10	50	7	35	20
11	0	0	0	0	5	25	8	40	7	35	20
12	0	0	0	0	3	15	10	50	7	35	20
13	0	0	0	0	3	15	10	50	7	35	20
14	0	0	0	0	6	30	11	55	3	15	20
15	0	0	0	0	7	35	8	40	5	25	20
16	0	0	0	0	6	30	9	45	5	25	20
17	0	0	0	0	7	35	9	45	4	20	20
18	0	0	0	0	9	45	8	40	3	15	20
19	0	0	0	0	4	20	7	35	9	45	20
20	0	0	0	0	1	5	12	60	7	35	20
Total	0	0	0	0	104	26	201	50	95	24	400



## DEPARTMENT OF ECONOMICS



### Feedback Analysis

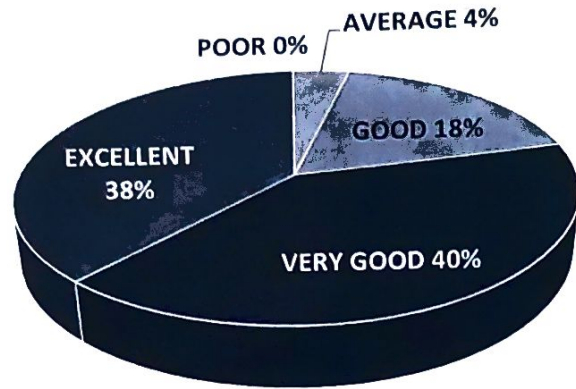
Majority of the respondents expressed faculty are very good in overall curriculum delivery to the students. Around 24% of the faculty are excellent, 50% are very good and 26% are good in their performance with reference to the various aspects of curriculum delivery to the students

## DEPARTMENT OF POLITICAL SCIENCES

### MKR Government Degree College, Devarakonda Teacher Feed Back Analysis - 2020-2021 DEPARTMENT OF POLITICAL SCIENCE

QUERY	POOR		AVERAGE		GOOD		VERY GOOD		EXCELLENT		TOTAL
	Response	Percentage	Response	Percentage	Response	Percentage	Response	Percentage	Response	Percentage	
1	0	0	0	0	6	30	9	45	5	25	20
2	0	0	0	0	6	30	8	40	6	30	20
3	0	0	1	5	3	15	8	40	8	40	20
4	0	0	1	5	2	10	8	40	9	45	20
5	0	0	1	5	5	25	10	50	4	20	20
6	0	0	2	10	4	20	4	20	10	50	20
7	0	0	2	10	2	10	10	50	6	30	20
8	0	0	1	5	2	10	7	35	10	50	20
9	0	0	0	0	3	15	12	60	5	25	20
10	0	0	1	5	3	15	10	50	6	30	20
11	0	0	1	5	4	20	7	35	8	40	20
12	0	0	1	5	4	20	7	35	8	40	20
13	0	0	1	5	4	20	8	40	7	35	20
14	0	0	1	5	3	15	6	30	10	50	20
15	0	0	0	0	5	25	7	35	8	40	20
16	0	0	1	5	3	15	8	40	8	40	20
17	0	0	0	0	4	20	8	40	8	40	20
18	0	0	0	0	3	15	11	55	6	30	20
19	0	0	1	5	3	15	9	45	7	35	20
20	0	0	0	0	3	15	5	25	12	60	20
Total	0	0	15	4	72	18	162	40	151	38	400

## DEPARTMENT OF POLITICAL SCIENCE



### Feedback Analysis

Majority (60%) of the respondents have opinion that faculty are excellent in curriculum delivery to the students. Around 38% of the responses are excellent, 40% are very good and 18% are good in their performance with reference to the various aspects of curriculum delivery to the students.

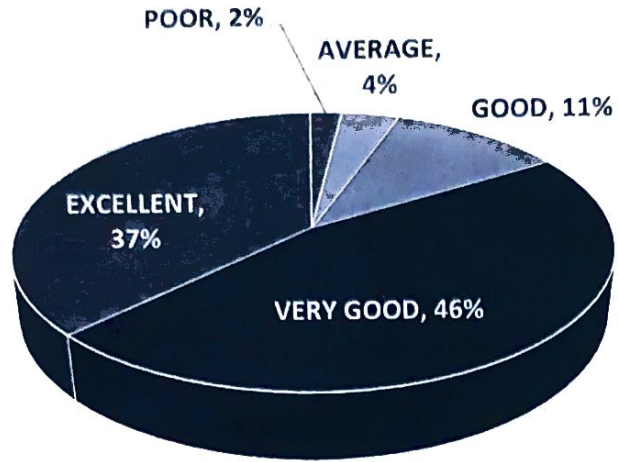
**DEPARTMENT OF COMMERCE**

**MKR Government Degree College, Devarakonda  
Teacher Feed Back Analysis - 2020-2021  
DEPARTMENT OF COMMERCE**

QUERY	POOR		AVERAGE		GOOD		VERY GOOD		EXCELLENT		TOTAL
	Responses	Percentage	Responses	Percentage	Responses	Percentage	Responses	Percentage	Responses	Percentage	
1	0	0	0	0	1	3	24	60	15	38	40
2	0	0	1	3	1	3	18	45	20	50	40
3	2	5	0	0	5	13	18	45	15	38	40
4	1	3	1	3	5	13	17	43	16	40	40
5	0	0	3	8	5	13	24	60	8	20	40
6	2	5	3	8	6	15	22	55	7	18	40
7	2	5	1	3	3	8	24	60	10	25	40
8	0	0	3	8	5	13	17	43	15	38	40
9	0	0	1	3	8	20	18	45	13	33	40
10	1	3	3	8	5	13	21	53	10	25	40
11	0	0	2	5	3	8	17	43	18	45	40
12	1	3	1	3	6	15	17	43	15	38	40
13	1	3	2	5	5	13	19	48	13	33	40
14	0	0	2	5	4	10	22	55	12	30	40
15	1	3	1	3	8	20	10	25	20	50	40
16	0	0	3	8	5	13	19	48	13	33	40
17	1	3	0	0	8	20	14	35	17	43	40
18	1	3	1	3	4	10	21	53	13	33	40
19	2	5	0	0	4	10	17	43	17	43	40
20	1	3	1	3	2	5	8	20	28	70	40
Total	16	2	29	4	93	11	367	46	295	37	800



## DEPARTMENT OF COMMERCE



### Feedback Analysis

Majority (70%) of the respondents expressed that overall opinion on the faculty is excellent in curriculum delivery to the students. Around 37% of the responses are excellent, 46% are very good and 11% are good in their performance with reference to the various aspects of curriculum delivery to the students.

## DEPARTMENT OF BOTANY

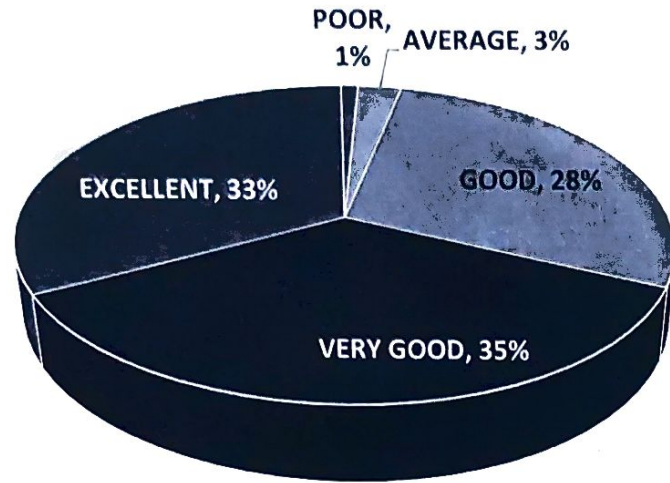
MKR Government Degree College, Devarakonda

Teacher Feed Back Analysis - 2020-2021

### DEPARTMENT OF BOTANY

QUERY	POOR		AVERAGE		GOOD		VERY GOOD		EXCELLENT		TOTAL
	Responses	Percentage	Responses	Percentage	Responses	Percentage	Responses	Percentage	Responses	Percentage	
1	1	5	3	15	3	15	12	60	1	5	20
2	0	0	0	0	11	55	3	15	6	30	20
3	0	0	1	5	3	15	9	45	7	35	20
4	1	5	0	0	7	35	4	20	8	40	20
5	0	0	0	0	5	25	12	60	3	15	20
6	0	0	1	5	7	35	9	45	3	15	20
7	0	0	0	0	7	35	6	30	7	35	20
8	0	0	0	0	5	25	7	35	8	40	20
9	1	5	0	0	3	15	9	45	7	35	20
10	0	0	1	5	9	45	3	15	7	35	20
11	0	0	1	5	4	20	8	40	7	35	20
12	1	5	0	0	6	30	4	20	9	45	20
13	0	0	1	5	3	15	10	50	6	30	20
14	0	0	2	10	7	35	5	25	6	30	20
15	0	0	0	0	4	20	6	30	10	50	20
16	0	0	0	0	9	45	5	25	6	30	20
17	0	0	0	0	6	30	7	35	7	35	20
18	0	0	0	0	7	35	8	40	5	25	20
19	0	0	0	0	5	25	8	40	7	35	20
20	0	0	0	0	2	10	6	30	12	60	20
Total	4	1	10	3	113	28	141	35	132	33	400

## DEPARTMENT OF BOTANY



### Feedback Analysis

Majority (60%) of the respondents are of opinion that faculty are excellent in curriculum delivery to the students. Around 33% of the responses on faculty are excellent, 35% are very good and 28% are good in their performance with reference to the various aspects of curriculum delivery to the students.

**DEPARTMENT OF ZOOLOGY**

**MKR Government Degree College, Devarakonda**

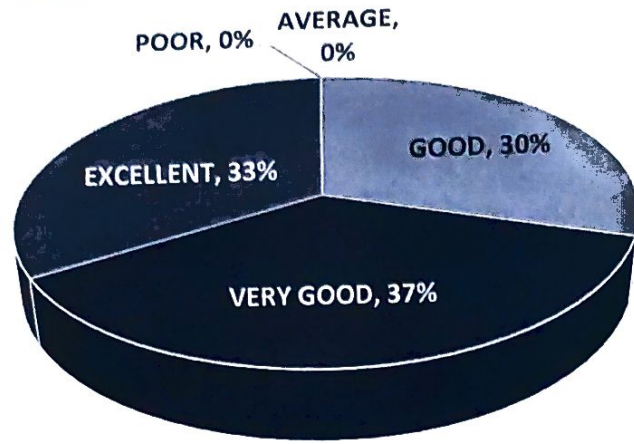
**Teacher Feed Back Analysis - 2020-2021**

**DEPARTMENT OF ZOOLOGY**

QUERY	POOR		AVERAGE		GOOD		VERY GOOD		EXCELLENT		TOTAL
	Responses	Percentage	Responses	Percentage	Responses	Percentage	Responses	Percentage	Responses	Percentage	
1	0	0	0	0	6	30	12	60	2	10	20
2	0	0	0	0	5	25	7	35	8	40	20
3	0	0	0	0	9	45	8	40	3	15	20
4	0	0	0	0	7	35	7	35	6	30	20
5	0	0	0	0	4	20	8	40	8	40	20
6	0	0	0	0	4	20	9	45	7	35	20
7	0	0	0	0	8	40	8	40	4	20	20
8	0	0	0	0	8	40	4	20	8	40	20
9	0	0	0	0	5	25	8	40	7	35	20
10	0	0	0	0	5	25	8	40	7	35	20
11	0	0	0	0	7	35	8	40	5	25	20
12	0	0	0	0	7	35	6	30	7	35	20
13	0	0	0	0	4	20	5	25	11	55	20
14	0	0	0	0	7	35	7	35	6	30	20
15	0	0	0	0	6	30	6	30	8	40	20
16	0	0	0	0	6	30	11	55	3	15	20
17	0	0	0	0	5	25	5	25	10	50	20
18	0	0	0	0	6	30	9	45	5	25	20
19	0	0	0	0	8	40	5	25	7	35	20
20	0	0	0	0	5	25	5	25	10	50	20
Total	0	0	0	0	122	30	146	37	132	33	400



## DEPARTMENT OF ZOOLOGY



### Feedback Analysis

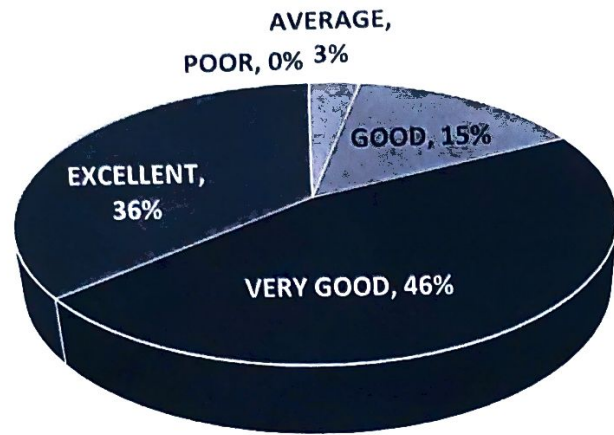
Majority (50%) of the respondents expressed that overall opinion on the faculty is excellent in curriculum delivery to the students. Around 33% of the faculty are excellent, 37% are very good and 30% are good in their performance with reference to the various aspects of curriculum delivery to the students.

# DEPARTMENT OF CHEMISTRY

## MKR Government Degree College, Devarakonda Teacher Feed Back Analysis - 2020-2021 DEPARTMENT OF CHEMISTRY

QUERY	POOR		AVERAGE		GOOD		VERY GOOD		EXCELLENT		TOTAL
	Responses	Percentage	Responses	Percentage	Responses	Percentage	Responses	Percentage	Responses	Percentage	
1	0	0	0	0	6	30	13	65	1	5	20
2	0	0	0	0	4	20	6	30	10	50	20
3	0	0	1	5	1	5	9	45	9	45	20
2	0	0	1	5	1	5	8	40	10	50	20
5	0	0	1	5	4	20	11	55	4	20	20
6	0	0	1	5	4	20	7	35	8	40	20
7	0	0	0	0	6	30	8	40	6	30	20
8	0	0	0	0	3	15	12	60	5	25	20
9	0	0	0	0	1	5	13	65	6	30	20
10	0	0	2	10	6	30	7	35	5	25	20
11	0	0	1	5	2	10	8	40	9	45	20
12	0	0	0	0	2	10	8	40	10	50	20
13	0	0	2	10	2	10	6	30	10	50	20
14	0	0	0	0	3	15	10	50	7	35	20
15	0	0	1	5	3	15	7	35	9	45	20
16	0	0	0	0	3	15	9	45	8	40	20
17	0	0	0	0	5	25	7	35	8	40	20
18	0	0	2	10	1	5	10	50	7	35	20
19	0	0	1	5	3	15	9	45	7	35	20
20	0	0	0	0	0	0	16	80	4	20	20
Total	0	0	13	3	60	15	184	46	143	36	400

## DEPARTMENT OF CHEMISTRY



### Feedback Analysis

Majority (80%) of the respondents expressed the overall opinion of faculty is very good in implementation of curriculum. Around 36% of the faculty are excellent, 46% are very good and 15% are good in their performance with reference to the various aspects of curriculum delivery to the students.

# DEPARTMENT OF MATHEMATICS

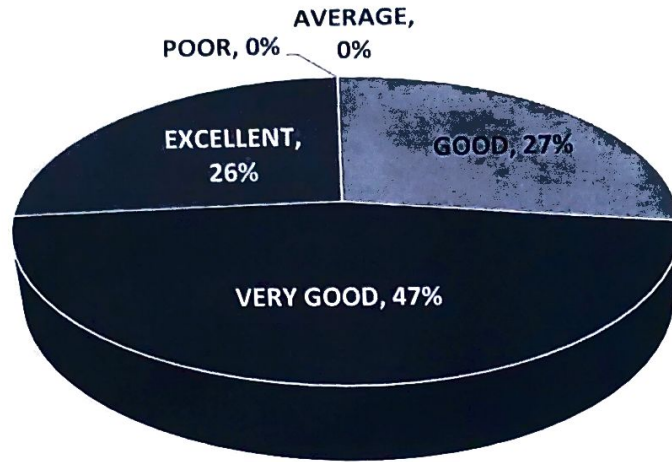
MKR Government Degree College, Devarakonda  
Teacher Feed Back Analysis - 2020-2021

## DEPARTMENT OF MATHEMATICS

QUERY	POOR		AVERAGE		GOOD		VERY GOOD		EXCELLENT		TOTAL
	Responses	Percentage	Responses	Percentage	Responses	Percentage	Responses	Percentage	Responses	Percentage	
1	0	0	0	0	8	40	12	60	0	0	20
2	0	0	0	0	14	70	5	25	1	5	20
3	0	0	0	0	11	55	5	25	4	20	20
4	0	0	0	0	4	20	11	55	5	25	20
5	0	0	0	0	3	15	14	70	3	15	20
6	0	0	0	0	3	15	12	60	5	25	20
7	0	0	0	0	2	10	11	55	7	35	20
8	0	0	0	0	7	35	7	35	6	30	20
9	0	0	0	0	7	35	8	40	5	25	20
10	0	0	0	0	9	45	9	45	2	10	20
11	0	0	0	0	5	25	10	50	5	25	20
12	0	0	0	0	6	30	12	60	2	10	20
13	0	0	0	0	5	25	8	40	7	35	20
14	0	0	0	0	3	15	10	50	7	35	20
15	0	0	0	0	9	45	8	40	3	15	20
16	0	0	0	0	8	40	7	35	5	25	20
17	0	0	0	0	2	10	8	40	10	50	20
18	0	0	0	0	2	10	10	50	8	40	20
19	0	0	0	0	1	5	10	50	9	45	20
20	0	0	0	0	1	5	9	45	10	50	20
Total	0	0	0	0	110	28	186	47	104	26	400



## DEPARTMENT OF MATHEMATICS



### Feedback Analysis

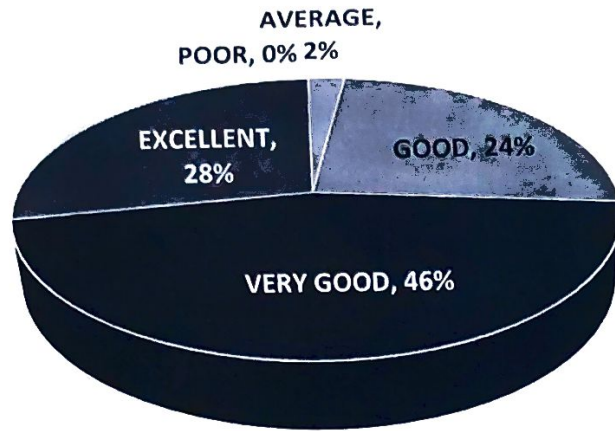
Majority (50%) of the respondents have excellent opinion on the overall performance of the faculty in curriculum delivery to the students. Around 26% of the responses on faculty are excellent, 47% are very good and 28% are good in their performance with reference to the various aspects of curriculum delivery to the students

**DEPARTMENT OF PHYSICS**

**MKR Government Degree College, Devarakonda  
Teacher Feed Back Analysis - 2020-2021  
DEPARTMENT OF PHYSICS**

QUERY	POOR		AVERAGE		GOOD		VERY GOOD		EXCELLENT		TOTAL
	Reponses	Percentage	Reponses	Percentage	Reponses	Percentage	Reponses	Percentage	Reponses	Percentage	
1	0	0	0	0	2	10	8	40	10	50	20
2	0	0	0	0	2	10	15	75	3	15	20
3	0	0	0	0	2	10	8	40	10	50	20
4	0	0	0	0	2	10	8	40	10	50	20
5	0	0	0	0	1	5	14	70	5	25	20
6	0	0	0	0	5	25	13	65	2	10	20
7	0	0	0	0	7	35	11	55	2	10	20
8	0	0	1	5	8	40	9	45	2	10	20
9	0	0	2	10	13	65	3	15	2	10	20
10	0	0	0	0	10	50	6	30	4	20	20
11	0	0	0	0	5	25	11	55	4	20	20
12	0	0	0	0	5	25	8	40	7	35	20
13	0	0	0	0	5	25	7	35	8	40	20
14	0	0	1	5	8	40	8	40	3	15	20
15	0	0	0	0	6	30	9	45	5	25	20
16	0	0	2	10	5	25	9	45	4	20	20
17	0	0	1	5	7	35	6	30	6	30	20
18	0	0	1	5	4	20	12	60	3	15	20
19	0	0	0	0	1	5	11	55	8	40	20
20	0	0	1	5	0	0	7	35	12	60	20
<b>Total</b>	<b>0</b>	<b>0</b>	<b>9</b>	<b>2</b>	<b>98</b>	<b>25</b>	<b>183</b>	<b>46</b>	<b>110</b>	<b>28</b>	<b>400</b>

## DEPARTMENT OF PHYSICS



### Feedback Analysis

Majority of the respondents (60%) expressed that faculty are excellent in curriculum delivery to the students. Around 28% of the faculty are excellent, 46% are very good and 25% are good in their performance with reference to the various aspects of curriculum delivery to the students

**DEPARTMENT OF COMPUTEER SCIENCES/APPLICATIONS**

MKR Government Degree College, Devarakonda

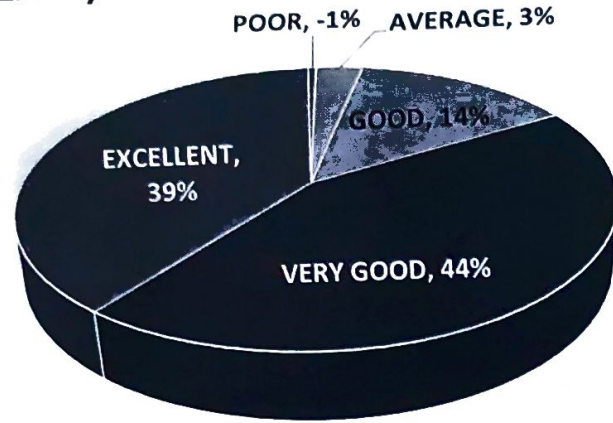
Teacher Feed Back Analysis - 2020-2021

**DEPARTMENT OF COMPUTER SCIENCES/APPLICATIONS**

QUERY	POOR		AVERAGE		GOOD		VERY GOOD		EXCELLENT		TOTAL
	Responses	Percentage	Responses	Percentage	Responses	Percentage	Responses	Percentage	Responses	Percentage	
1	0	0	0	0	1	5	0	0	19	95	20
2	0	0	1	5	5	25	12	60	2	10	20
3	0	0	0	0	2	10	14	70	4	20	20
4	0	0	0	0	5	25	7	35	8	40	20
5	0	0	0	0	7	35	8	40	5	25	20
6	0	0	2	10	4	20	10	50	4	20	20
7	0	0	1	5	4	20	14	70	1	5	20
8	0	0	1	5	5	25	9	45	5	25	20
9	1	5	2	10	6	30	10	50	1	5	20
10	1	5	1	5	1	5	7	35	10	50	20
11	0	0	0	0	0	0	8	40	12	60	20
12	0	0	1	5	1	5	13	65	5	25	20
13	0	0	0	0	4	20	7	35	9	45	20
14	0	0	2	10	2	10	5	25	11	55	20
15	0	0	0	0	2	10	9	45	9	45	20
16	0	0	0	0	2	10	11	55	7	35	20
17	0	0	0	0	0	0	9	45	11	55	20
18	0	0	1	5	1	5	8	40	10	50	20
19	0	0	0	0	2	10	7	35	11	55	20
20	0	0	0	0	2	10	7	35	11	55	20
<b>Total</b>	<b>2</b>	<b>1</b>	<b>12</b>	<b>3</b>	<b>56</b>	<b>14</b>	<b>175</b>	<b>44</b>	<b>155</b>	<b>39</b>	<b>400</b>




**DEPARTMENT OF COMPUTER  
SCIENCE/APPLICATIONS**



**Feedback Analysis**

Majority (55%) of the respondents have excellent opinion on the overall performance of the faculty in curriculum delivery to the students. Around 39% of the faculty are excellent, 44% are very good and 14% are good in their performance with reference to the various aspects of curriculum delivery to the student.

  
IQAC Coordinator  
I.Q.A.C. Coordinator  
M.K.R. Government Degree College,  
Devarakonda, Nalgonda. Dt. 508248

  
Principal  
PRINCIPAL (FAC)  
M.K.R. Government Degree College,  
Devarakonda, Nalgonda. Dt. 508248

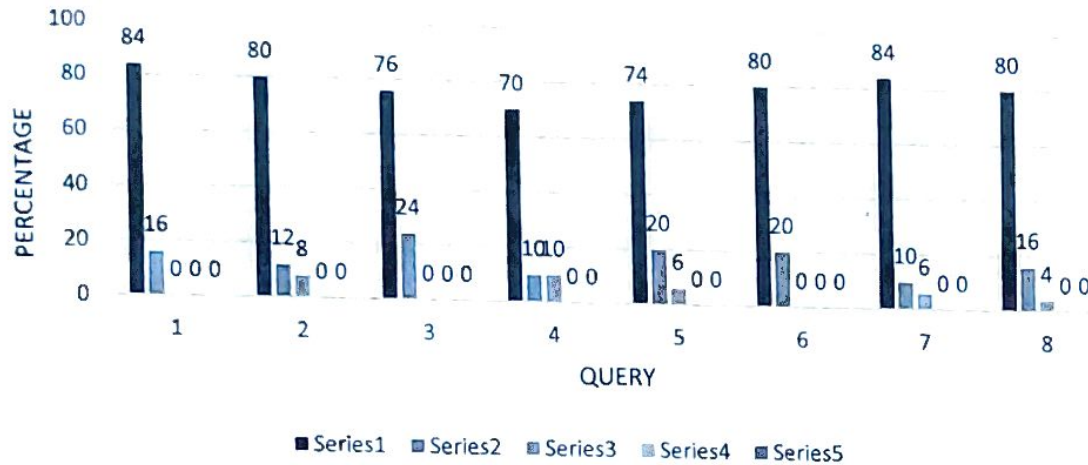
# FEEDBACK ANALYSIS OF STUDENT ON CURRICULUM

Feedback on curriculum is obtained from a sample of 50 students from different classes of various departments. Percentage Analysis is used to analyze the data.

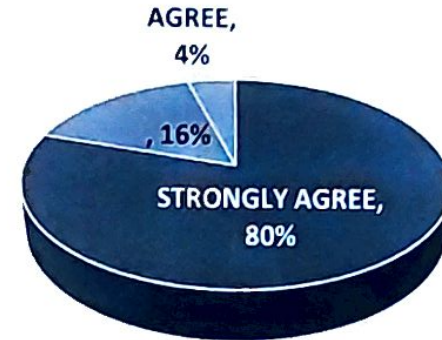
<b>MKR GOVERNMENT DEGREE COLLEGE, DEVARAKONDA</b>												
<b>STUDENT FEEDBACK ANALYSIS ON CURRICULUM</b>												
<b>2020-21</b>												
SL.NO	QUERY	STRONGLY AGREE		AGREE		NEITHER AGREE NOR DISAGREE		DISAGREE		STRONGLY DISAGREE		TOTAL
		Response	%	Response	%	Response	%	Response	%	Response	%	
1	The Syllabus/Courses taught was updated enough	42	84	8	16	0	0	0	0	0	0	50
2	The objectives of the syllabi are well defined	40	80	6	12	4	8	0	0	0	0	50
3	Getting enough time to cover all the topics	38	76	12	24	0	0	0	0	0	0	50
4	There is a good balance between curricular, co-curricular and extracurricular activities	35	70	5	10	5	10	0	0	0	0	50
5	Course curriculum fulfils the students expectations	37	74	10	20	3	6	0	0	0	0	50
6	curriculum is effectively implemented in the college	40	80	10	20	0	0	0	0	0	0	50
7	Syllabus creates interest in the student	42	84	5	10	3	6	0	0	0	0	50
8	Assessment pattern measures the knowledge of students completely	40	80	8	16	2	4	0	0	0	0	50
<b>Total</b>		<b>314</b>	<b>80</b>	<b>64</b>	<b>16</b>	<b>17</b>	<b>4</b>	<b>0</b>	<b>0</b>	<b>0</b>	<b>0</b>	<b>400</b>



### STUDENT FEEDBACK ON CURRICULUM



### STUDENT FEEDBACK ANALYSIS ON CURRICULUM



### Feedback Analysis

Majority (80%) of the respondents strongly agree that curriculum is well defined and implemented in the college. Most of the students (80%) strongly agrees that the Syllabus/Courses taught was updated enough, the objectives of the syllabi are well defined and students are getting enough time to cover all the topics. 70% of the students strongly agree that there is a good balance between curricular, co-curricular and extra-curricular activities. About 74% agrees that course curriculum fulfils the student’s expectations and 80% strongly agrees that curriculum is effectively implemented in the college. Majority (84%) of the students strongly agrees that syllabus creates interest in them and assessment patterns are sufficient to measure the knowledge of students completely. Majority students are satisfied with curriculum design and its implementation in the college.

*[Signature]*  
 IQAC Coordinator  
 I.Q.A.C. Coordinator  
 M.K.R. Government Degree College,  
 Devarakonda, Nalgonda. Dt. 508248

*[Signature]*  
 PRINCIPAL (FAC)  
 Principal  
 M.K.R. Government Degree College,  
 Devarakonda, Nalgonda. Dt. 508248

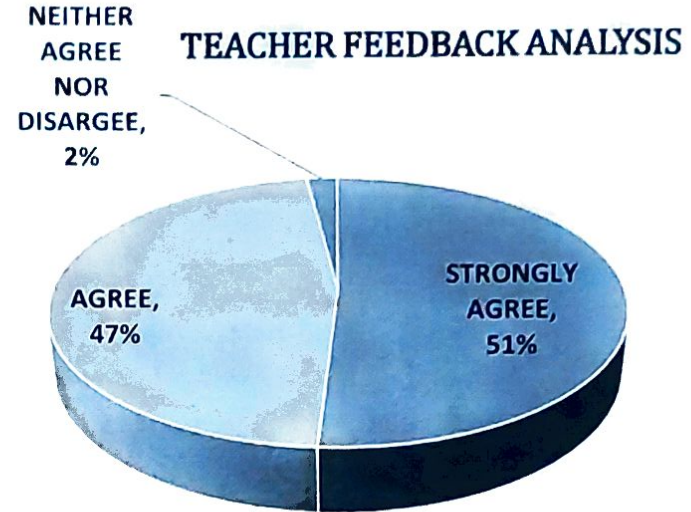
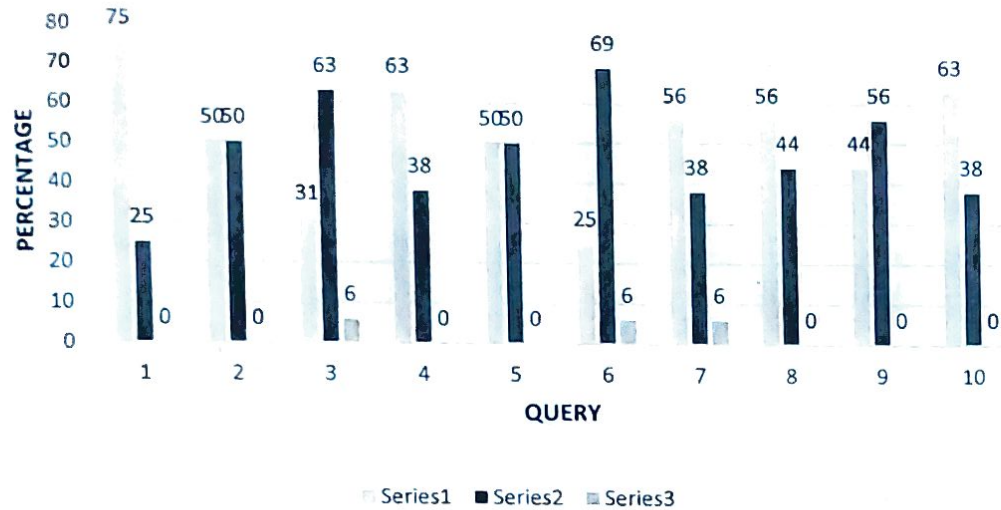
# FEEDBACK ANALYSIS OF TEACHER ON CURRICULUM

Feedback on curriculum is obtained from a sample of 16 teachers from different departments. Percentage Analysis is used to analyze the data

<b>MKR GOVERNMENT DEGREE COLLEGE, DEVARAKONDA</b>						
<b>TEACHER FEEDBACK ANALYSIS</b>						
<b>2020-21</b>						
SL.NO	QUERY	Responses in Percentage				
		STRONGLY AGREE	AGREE	NEITHER AGREE NOR DISARGEEE	DISAGREE	STRONGLY DIS AGREE
1	The courses /syllabus taught has good balance between theory and application	75	25	0	0	0
2	The objectives of the syllabi are well defined	50	50	0	0	0
3	The college has given me full freedom to adopt new techniques/strategies of teaching	31	63	6	0	0
4	The college has given freedom to adopt new techniques of assessing the students?	63	38	0	0	0
5	The prescribed books are available in the library in sufficient numbers	50	50	0	0	0
6	The environment in the college is conducive to teaching and Research	25	69	6	0	0
7	The administration is teacher friendly?	56	38	6	0	0
8	The college provides adequate opportunities and support to staff for career advancement	56	44	0	0	0
9	ICT facilities in the college are satisfactory	44	56	0	0	0
10	Overall maintenance of the college environment	63	38	0	0	0
	<b>TOTAL</b>	<b>51</b>	<b>47</b>	<b>2</b>	<b>0</b>	<b>0</b>



## TEACHER FEEDBACK ANALYSIS ON CURRICULUM



### Feedback Analysis

Majority of the teachers agree that curriculum is well defined and implemented in the college. Around 75% strongly agree that courses /syllabus taught has good balance between theory and application and the objectives of the syllabi are well defined. More than 60% of the teachers strongly agree that the college has given full freedom to adopt new techniques of teaching and assessing the students. Majority agreed that the prescribed books are available in the library in sufficient numbers and the environment in the college is conducive to teaching and research. More than 50% strongly agrees that the administration is teacher friendly and the college provides adequate opportunities and support to staff for career advancement. Majority are satisfied with ICT facilities in the college. Most of them are satisfied with overall maintenance of the college environment.

  
 IQAC Coordinator  
 M.K.R. Government Degree College,  
 Devarakonda, Nalgonda. Dt. 508248

  
 PRINCIPAL (EAC)  
 M.K.R. Government Degree College,  
 Devarakonda, Nalgonda. Dt. 508248

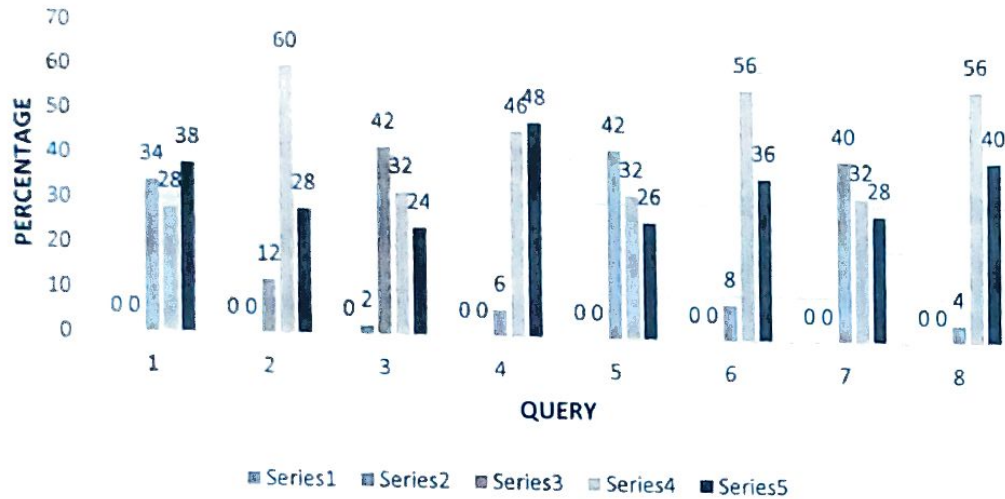
# FEEDBACK ANALYSIS OF PARENT ON CURRICULUM

Feedback on curriculum is obtained from a sample of 50 parents on various aspects of curriculum. Percentage Analysis is used to analyze the data.

<b>MKR GOVERNMENT DEGREE COLLEGE, DEVARAKONDA</b>						
<b>PARENT FEEDBACK ANALYSIS ON CURRICULUM</b>						
<b>2020-21</b>						
SL.NO	QUERY	Responses in Percentage				
		POOR	AVERAGE	GOOD	VERY GOOD	EXCELLENT
1	Quality and relevance of the curriculum for career	0	0	34	28	38
2	Does infrastructure and lab facilities sufficient to deliver curriculum in your ward?	0	0	12	60	28
3	Does curriculum is useful in improving communication skills in your ward?	0	2	42	32	24
4	Does the curriculum help in widening intellectual horizon?	0	0	6	46	48
5	Do you feel that curriculum undertaken enhances employability skills in your ward?	0	0	42	32	26
6	Use of Information and communication technology in the college to deliver the curriculum	0	0	8	56	36
7	Academic discipline observed by the college	0	0	40	32	28
8	Improvement of ethics and morals in your ward while studying in the college	0	0	4	56	40
<b>TOTAL</b>		<b>0</b>	<b>0</b>	<b>23</b>	<b>43</b>	<b>34</b>



## PARENT FEEDBACK ANALYSIS



## PARENT FEEDBACK ANALYSIS



### Feedback Analysis

Feedback is obtained from the parents on various aspects of curriculum delivery, its relevance and usefulness, facilities like library, labs, ICT aids in the college for effective delivery of the curriculum, Academic discipline observed in the college and improvement of ethics and morals in students while pursuing the course.

Majority of the parents is of opinion that curriculum is relevant for the career. 60% of the parents expressed very good and 28% expressed excellent opinion on infrastructure and lab facilities in the college to deliver the curriculum. Majority opined that curriculum is useful in improving communication skills and employability skills and widening intellectual horizon of the ward. Majority gave excellent and very good rating for the use of ICT in the college to deliver the curriculum. They are satisfied with academic discipline observed in the college. Majority said college is excellent in improving ethics and morals in their ward.

  
 IQAC Coordinator  
 M.K.R. Government Degree College,  
 Devarakonda, Nalgonda. Dt. 508248

  
 Principal  
 PRINCIPAL (FAC)  
 M.K.R. Government Degree College,  
 Devarakonda, Nalgonda. Dt. 508248

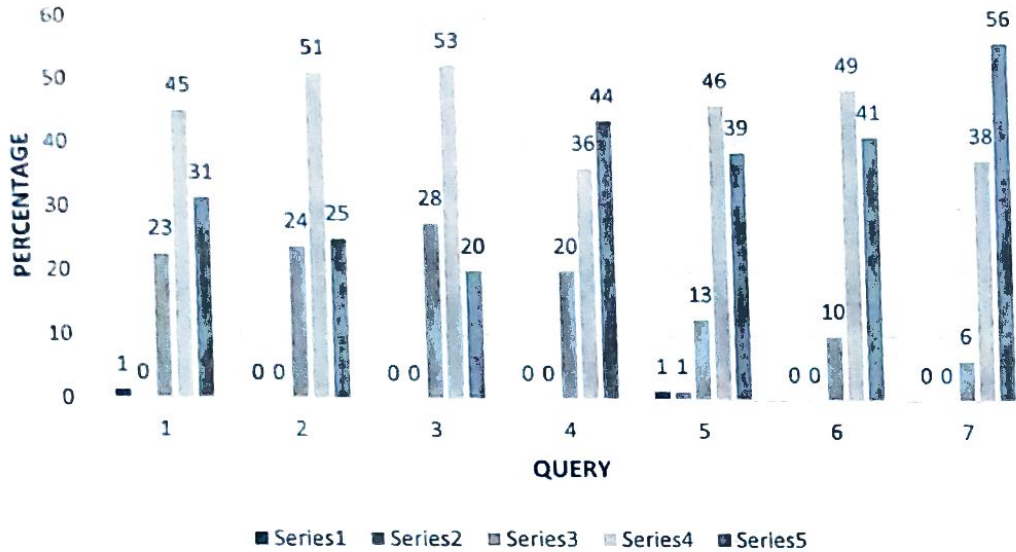
# FEEDBACK ANALYSIS OF ALUMNI ON CURRICULUM

Feedback on curriculum is obtained from a sample of 80 members of Alumni on various aspects of curriculum. Percentage Analysis is used to analyze the data

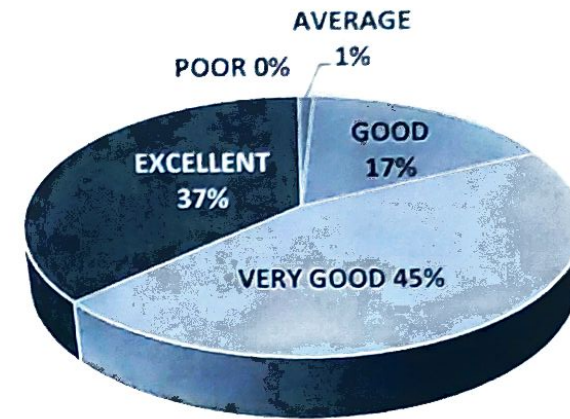
<b>MKR GOVERNMENT DEGREE COLLEGE, DEVARAKONDA ALUMNI FEEDBACK ANALYSIS ON CURRICULUM 2020-21</b>						
<b>SL.NO</b>	<b>QUERY</b>	<b>Responses in Percentage</b>				
		<b>POOR</b>	<b>AVERAGE</b>	<b>GOOD</b>	<b>VERY GOOD</b>	<b>EXCELLENT</b>
1	Relevance of curriculum in your job	1	0	23	45	31
2	Infrastructure and lab facility	0	0	24	51	25
3	Faculty	0	0	28	53	20
4	Library	0	0	20	36	44
5	Office staff	1	1	13	46	39
6	College Environment	0	0	10	49	41
7	Overall rating of the college	0	0	6	38	56
	<b>TOTAL</b>	<b>0</b>	<b>1</b>	<b>17</b>	<b>45</b>	<b>37</b>



## ALUMNI FEEDBACK ANALYSIS



## ALUMNI FEEDBACK ANALYSIS



### Feedback Analysis

Feedback is obtained from Alumni on different parameters like Curriculum, infrastructure, lab facilities, faculty, library, office staff and college environment. One open ended question to give suggestions is also included in the feedback form. Majority felt curriculum is relevant to their jobs. Most of them are satisfied with infrastructure and lab facilities. 53% expressed library facilities are excellent. Majority expressed that support of the faculty and office staff are very good. The overall college environment is very good.

*[Signature]*  
 I.Q.A.C. Coordinator  
 IQAC Coordinator  
 M.K.R. Government Degree College,  
 Devarakonda, Nalgonda. Dt. 508248

*[Signature]*  
 Principal  
 PRINCIPAL (FAC)  
 M.K.R. Government Degree College,  
 Devarakonda, Nalgonda. Dt. 508248





# MKR GOVERNMENT DEGREE COLLEGE

DEVARAKONDA (Dist. NALGONDA) – 508 248

(Accredited with B<sup>++</sup> Grade by NAAC)

E-mail : [pri-gdc-dvk-ce@telangana.gov.in](mailto:pri-gdc-dvk-ce@telangana.gov.in)

Website: <https://gdcts.cgg.gov.in/devarakonda.edu>

Dr. Ch. RamaRaju, M. Sc., M. Ed, Ph.D.

Principal (FAC)

## Principal's Action Taken Report on Feedback 2020-21

- 1). ICT facilities were improved.
- 2). Virtual classroom utilized.
- 3). Academic discipline maintained.
- 4). Students services improved.
- 5). Ensured the coverage of 100% syllabus.
- 6). Internal Academic and was conducted.
- 7). Clean toilets maintained.
- 8). Clean R O water supplied, Safe drinking water provided.
- 9). Conducted Webinars to ensures quality Content/Curriculum delivery.
- 10). All departments were provided with sufficient space and internet facility.
- 11). Ensured the availability of e content.
- 12). Mentor men-tee system strengthened.

I.Q.A.C. Coordinator  
M.K.R. Government Degree College,  
Devarakonda, Nalgonda. Dt. 508248

PRINCIPAL (FAC)  
M.K.R. Government Degree College,  
Devarakonda, Nalgonda. Dt. 508248