

**N.T.R GOVT DEGREE COLLEGE FOR WOMEEEN
MAHABUBNAGAR**

STUDENT SATISFACTION SURVEY: 2022-2023

Analysis Report: 2022-2023

The institution has designed a questionnaire for Student Satisfaction Survey (SSS) as per the guidelines given by NAAC to assess the Institutional performance. The format of questionnaire is provided on the college website, which may be accessed through this web link.

[Student Satisfaction Survey: 2022-23 - Google Forms](#)

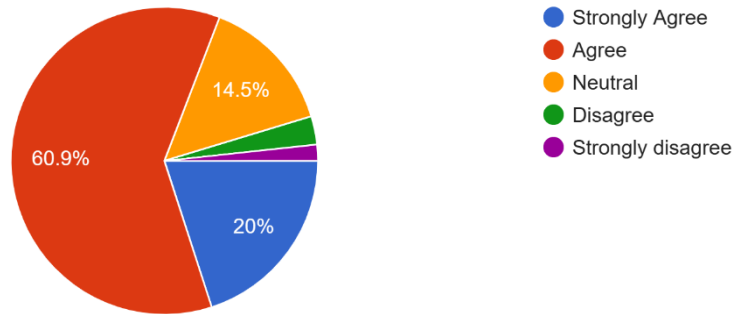
The Student Satisfaction Survey focuses on the overall learning experience of the students. A total of 235 responses are obtained from the students. The students from B. A/B. Com/B.Sc. of Academic year 2022-2023 have participated. The average student satisfaction index is 85 %.

Analysis Report-SSS-2022-2023

| S.No | Question | Response (%) | | | | |
|--|---|--------------|----------|----------|----------|-------|
| | | S.A | A | N | D.A | S.D.A |
| 1 | The admission process is transparent and comfortable | 20 | 60.9 | 14.5 | 3 | 1.6 |
| 2 | How much of the syllabus was covered in the class? | 48.9 | 42.1 | 6.5 | 0.5 | 2 |
| 3 | Satisfied with the subject syllabus framed by the University. | 22.6 | 61.7 | 11.5 | 2.2 | 2 |
| 4 | How well did the teachers prepare for the classes? | 33.2 | 57 | 6 | 2 | 1.8 |
| 5 | Fairness of the internal evaluation process by the teachers | 56.6 | 29.4 | 10.6 | 0.6 | 2.8 |
| 6 | What percentage of teachers use ICT tools such as LCD projector, Multimedia, etc. while teaching? | 29.8 | 42.1 | 17 | 5.1 | 6 |
| 7 | Teachers encourage you to participate in extracurricular activities. | 40.4 | 46.8 | 8.9 | 1.5 | 1.4 |
| 8 | Comments on your experience during your stay in this college | Satisfied | | | | |
| Please rate the below on the scale of 1-4 (4-Best, 3-Good, 2- Average, 1-Poor) | | | | | | |
| | | 4 | 3 | 2 | 1 | |
| 9 | Class room accommodation & maintenance | 32.3 | 34 | 22.6 | 11.1 | |
| 10 | Performance of scholarship section | 31.9 | 27.2 | 21.7 | 19.1 | |
| 11 | Maintenance of drinking water facility | 23.4 | 23.8 | 24.3 | 28.5 | |
| 12 | Maintenance of toilets | 23 | 25.5 | 23 | 28.5 | |
| 13 | Maintenance of Library & Internet facility | 46 | 26.8 | 16.2 | 11.1 | |
| 14 | Maintenance of Games room & Gymnasium | 35.3 | 35.7 | 15.3 | 13.6 | |
| 15 | Efforts in conduct of student centric activities | 44.7 | 31.5 | 14.9 | 8.9 | |
| 16 | Performance of Career Guidance Cell | 33.6 | 36.2 | 19.6 | 10.6 | |
| 17 | Performance of Grievance and Redressal Cell | 25.1 | 36.6 | 26 | 12.3 | |

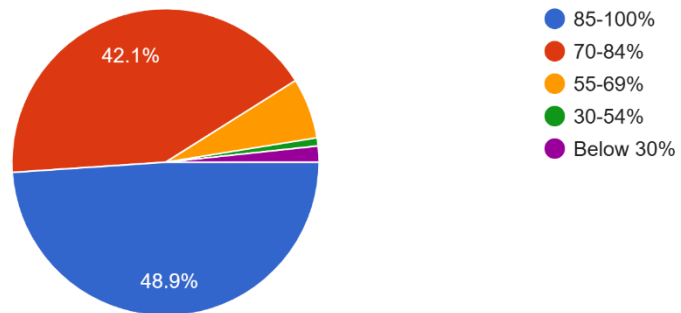
The admission process is transparent and comfortable.

235 responses



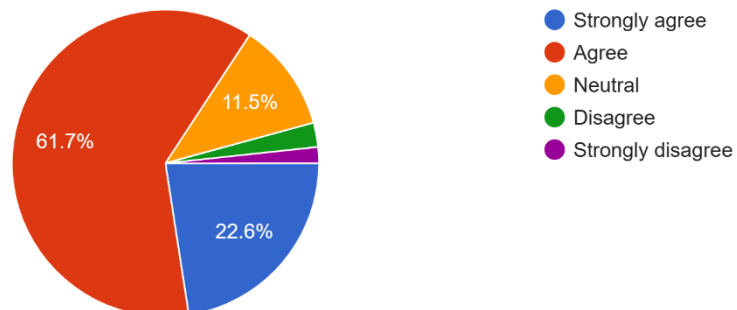
How much of the syllabus was covered in the class?

235 responses



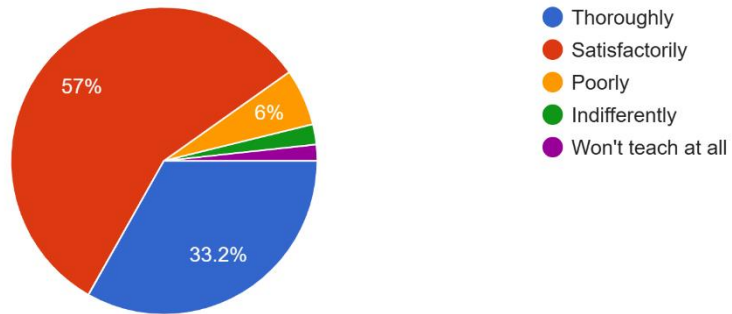
Satisfied with the subject syllabus framed by the University.

235 responses



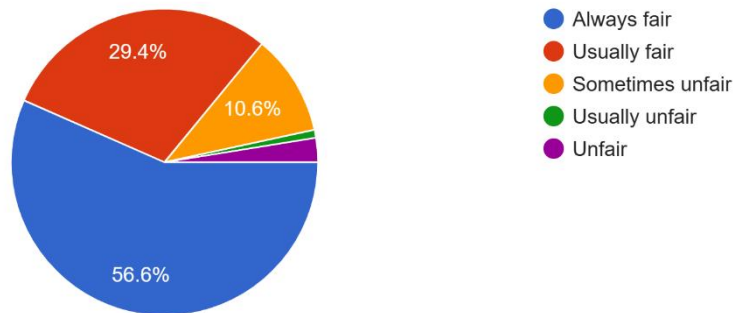
How well did the teachers prepare for the classes?

235 responses



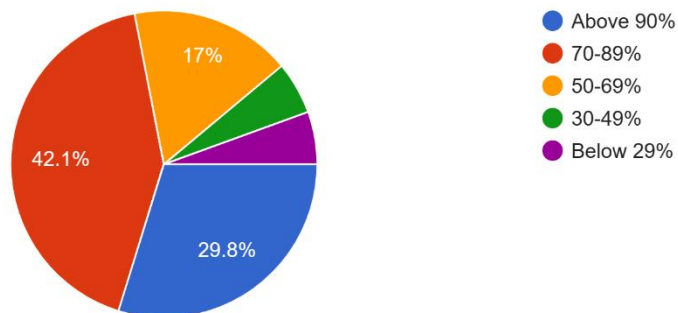
Fairness of the internal evaluation process by the teachers

235 responses



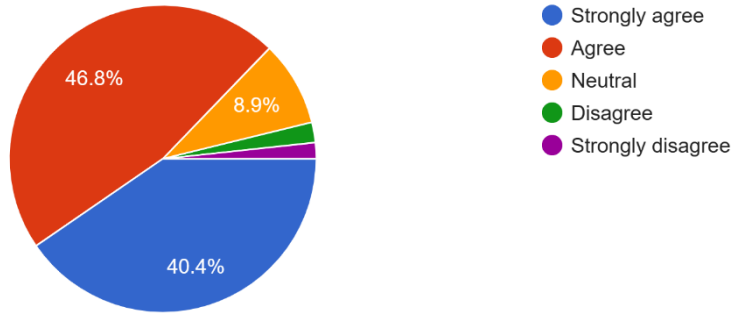
What percentage of teachers use ICT tools such as LCD projector, Multimedia, etc. while teaching?

235 responses



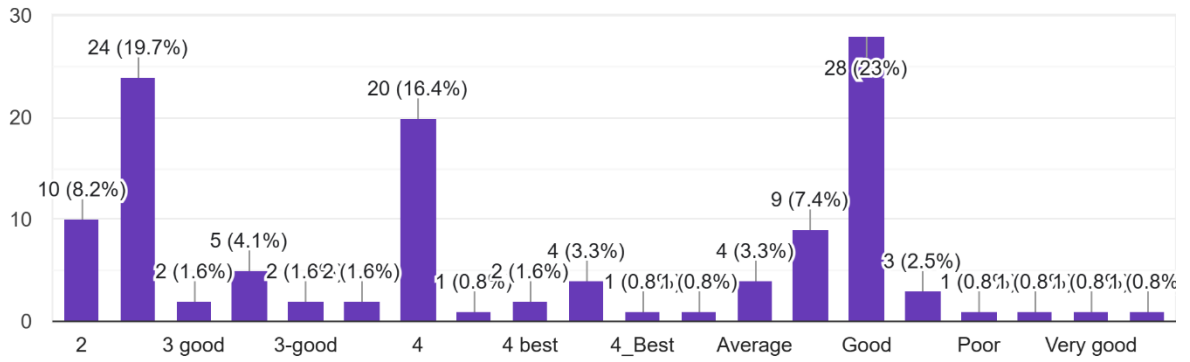
Teachers encourage you to participate in extracurricular activities.

235 responses



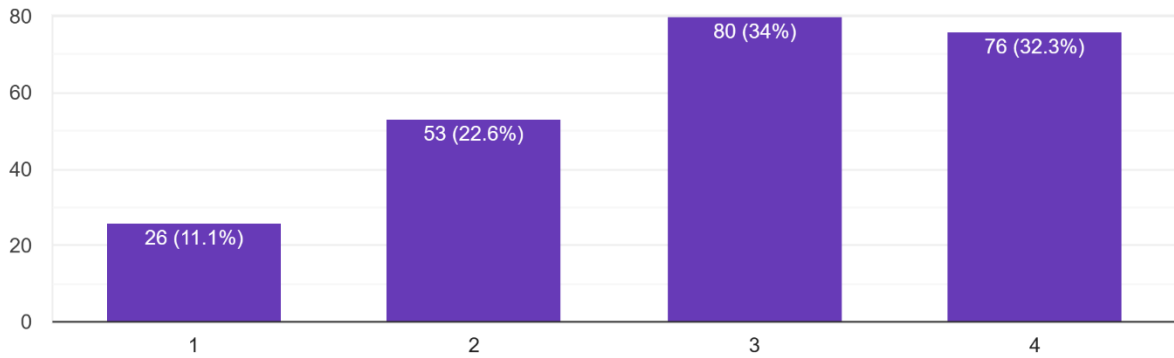
Please rate the below on the scale of 1-4 (4-Best, 3-Good, 2- Average, 1-Poor)

122 responses



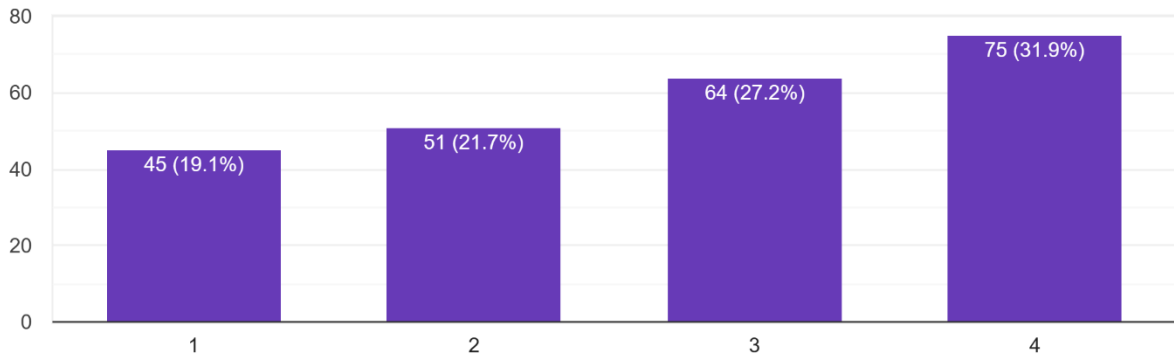
Class room accommodation & maintenance

235 responses



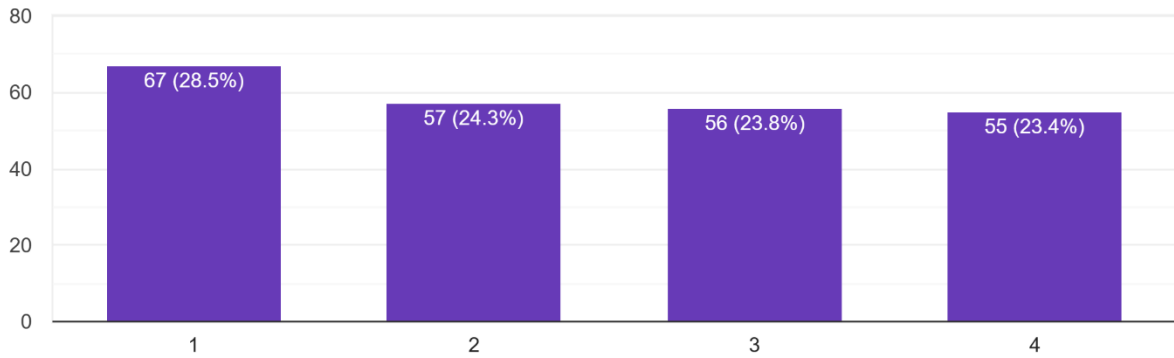
Performance of scholarship section.

235 responses



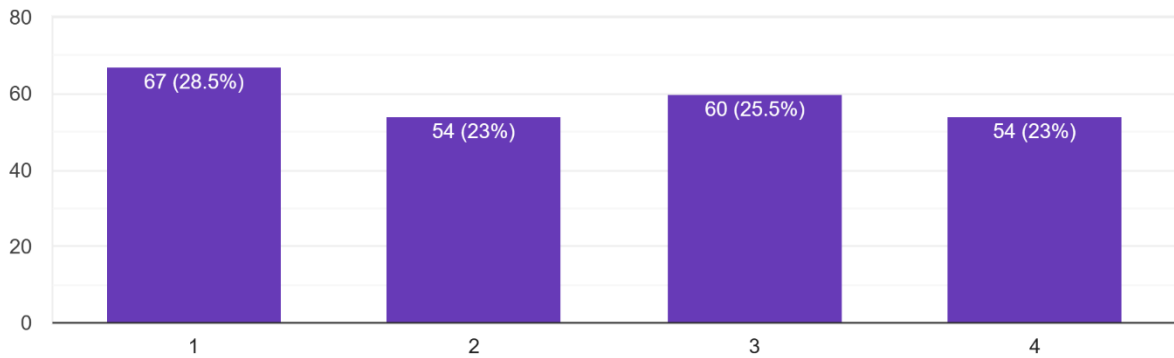
Maintenance of drinking water facility.

235 responses



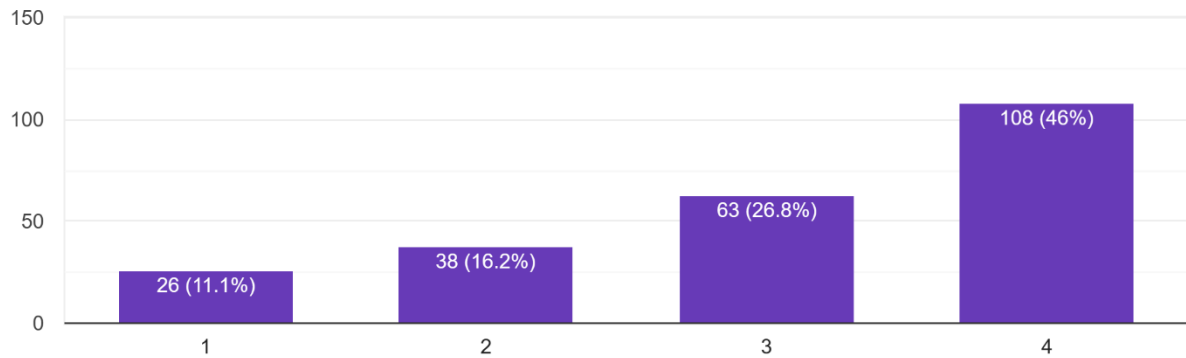
Maintenance of toilets.

235 responses



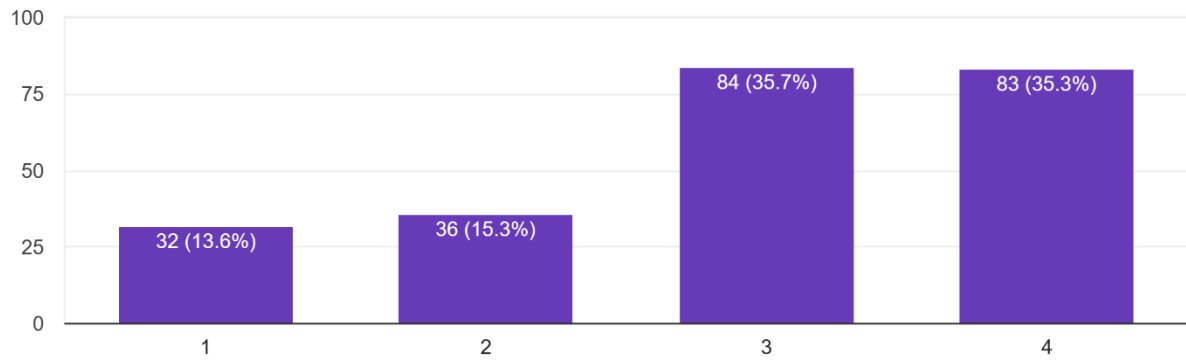
Maintenance of Library & internet facility.

235 responses



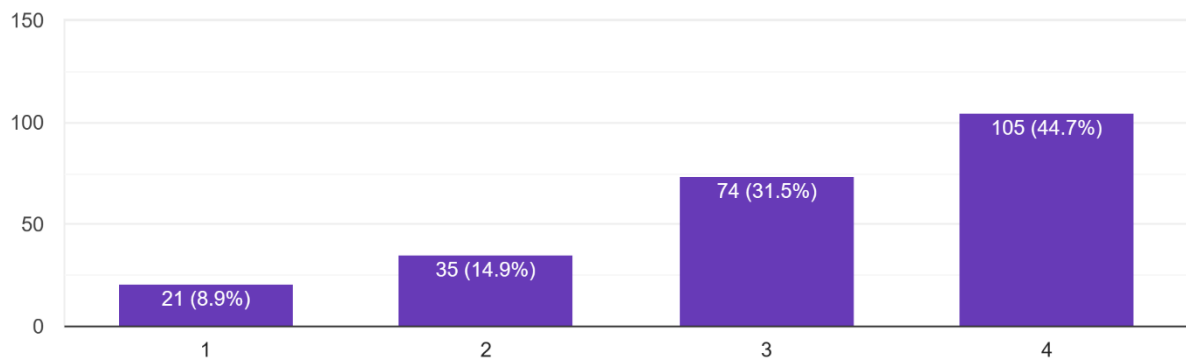
Maintenance of Games room & Gym.

235 responses



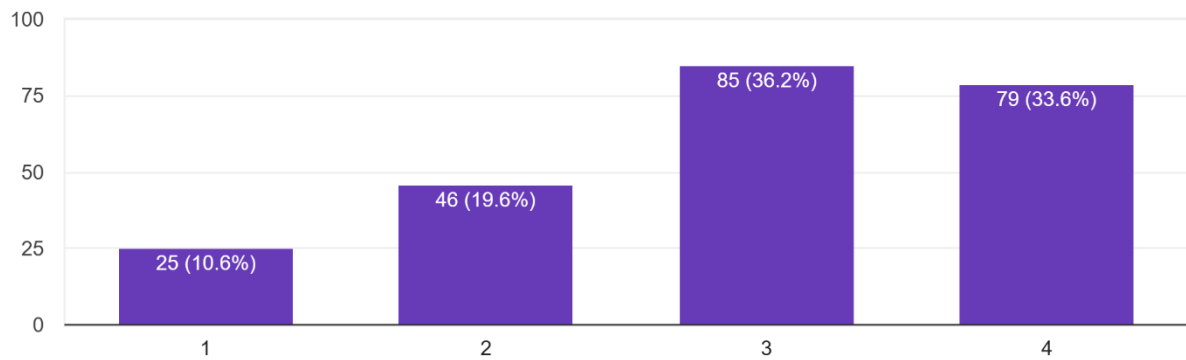
Efforts in conduct of activities such as students seminars , study projects, extension lectures, remedial classes. etc.

235 responses



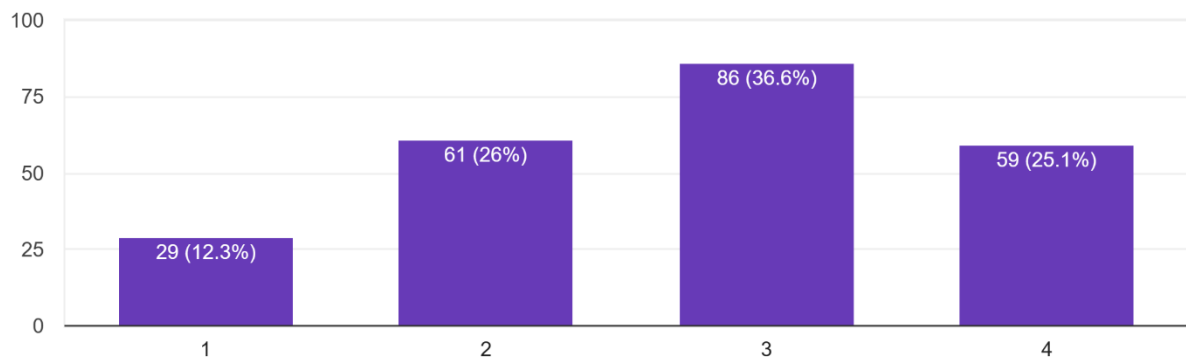
Performance of Career Guidance Cell.

235 responses



Performance of Grievance Redressal cell.

235 responses



(IQAC Coordinator
Dr. T. Vijayalaxmi)

Principal
PRINCIPAL
N.T.R.G.D.C.(W)
Mahabubnagar.

STUDENT SATISFACTION SURVEY

ACTION TAKEN REPORT: 2022-2023

| S.No | Query | Action Taken |
|-------------|---|---|
| 1 | The admission process is transparent and comfortable | Above 80% of the students are satisfied and feel comfort with administration so it will be continued in better way. |
| 2 | How much of the syllabus was covered in the class? | 90% above students are very much satisfied with the coverage of syllabus and will take the measure to fill the gap with the support of HoD and staff. |
| 3 | Satisfied with the subject syllabus framed by the University. | Nearby 85% of the students satisfied with the present curriculum and BoS members of our faculty will made the suggestions in curriculum according to State and National level examinations. |
| 4 | How well did the teachers prepare for the classes? | Above 90% of the students are satisfied with the method of teaching of our teachers and will improve the percentage by using innovation teaching methods. |
| 5 | Fairness of the internal evaluation process by the teachers | Nearby 85% of the students feel good with the evaluation process and suggestions are made by the Principal to faculty to improve the evaluation. |
| 6 | What percentage of teachers use ICT tools such as LCD projector, Multimedia, etc. while teaching? | 80% of students are pleased with the usage of ICT tools by the faculty and will allot a special period to each class in the central timetable to improve the percentage and will arrange trainings to faculty to learn innovative technics in the usage of ICT tools. |
| 7 | Teachers encourage you to participate in extracurricular activities. | Our teachers always show very much responsiveness towards our students in participating extracurricular activities which reflected in the percentage of satisfied students. |
| 8 | Comments on your experience during your stay in this college | Most of the students are satisfied with the college during their graduation period. |
| 9 | Class room accommodation & maintenance | 65% of the students are gratified with the class room accommodation & maintenance and will form a committee to look after the cleanliness. |
| 10 | Performance of scholarship section | Our non-teaching staff are efficient and sufficient in implementing the Government policies regarding scholarship to students. |
| 11 | Maintenance of drinking water facility | Will improve the facilities of drinking water to students. |
| 12 | Maintenance of toilets | Near to 50% of the students are happy towards maintenance of toilets so we will provide more facilities to students in this regard. |
| 13 | Maintenance of Library & Internet facility | 80% above students are expressed their gladness towards maintenance of Library & IT facilities and are planning to provide IT facility to whole college. |

| | | |
|----|--|--|
| 14 | Maintenance of Games room & Gymnasium | The college has well equipped Gymnasium and Sports & Games room and the physical director are encouraging the students in participation. |
| 15 | Efforts in conduct of student centric activities | Most of the faculty members are encourages the students in participating student centric activities and most of the students are satisfied. |
| 16 | Performance of Career Guidance Cell | The college level "Career Guidance Cell" committee playing a Vitol role in securing the jobs and placements to students in higher education. |
| 17 | Performance of Grievance and Redressal Cell | As and when any problem arises to the students, the Principal and Redressal Cell & Grievance committee involve immediately and solve the problems as per the need of students. |

IQAC Coordinator



(Dr. T. Vijayalaxmi)


 Principal
PRINCIPAL
N.T.R.G.D.C.(W)
 Mahabubnagar.