



Drupal™

CERTIFICATE

COURSE

The Spoken Tutorial project

- Created for self learning
- Self-explanatory - uses simple language
- Audio-video - uses multi-sensory approach
- Small duration - has better retention
- Learner centered - learn at your own pace
- Learning by doing - learn and practice simultaneously through examples
- Empowerment - learn a new software

Target Group

- Web Administrators
- IT Faculty
- IT Students
- Web Designers
- Web Developers

Workshops

The Spoken Tutorial Project Team conducts workshops on many FOSS using Spoken tutorials and gives certificates to those who pass an online test.

For more details, please write to
contact@spoken-tutorial.org

Spoken Tutorial Project

funded by

**National Mission on Education through ICT
Ministry of Human Resource Development
Government of India.**

Contact us

Email : contact@spoken-tutorial.org
info@spoken-tutorial.org

Website: <http://spoken-tutorial.org>



Spoken Tutorial

<http://spoken-tutorial.org>



Drupal™

This work is licensed under a Creative Commons
Attribution-ShareAlike 4.0 International License.

All trademarks within this document belong to their legitimate owners.

NMEICT, Ministry of Human Resource Development
NVLI, Ministry of Culture
Government of India

Introduction

- Drupal is a free and open source Content Management System (CMS).
- It was created in 2000 by Dries Buytaert.
- It makes even non-technical users to manage a website easily.
- It works well with sophisticated websites that require many different custom data structures.
- It uses various programming functionalities such as PHP, Ajax and Javascript.
- Over 1.2 million websites use Drupal 8.
- To download and install Drupal 8, visit <https://www.drupal.org/download>

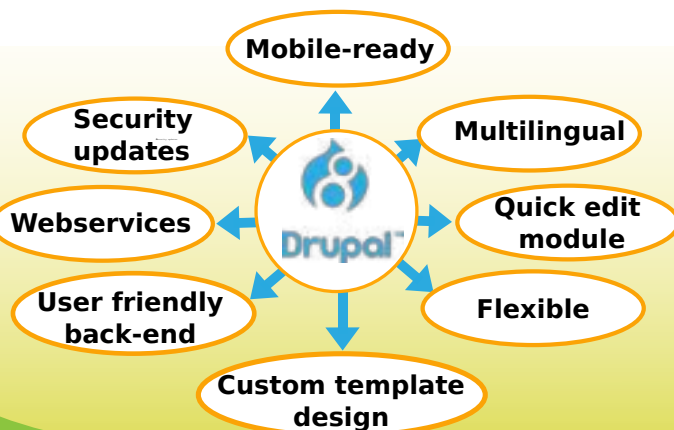
Features of Drupal

- Developers use Drupal as both CMS and a broad web development platform.
- Drupal allows site editors to add tags, descriptions, keywords and human-friendly URLs.
- Drupal keeps our site safe with regular security updates, hash passwords, session IDs that change when permissions change and text format permissions that restrict user input.
- We can extend a Drupal site by using thousands of Modules that add many features to the Drupal site.
- We can view and administer every page on a Drupal site, from any mobile device.
- Drupal is friendly, social and searchable.
- It's one of the best solutions for people who want to build a feature-rich website.
- Drupal is one of the most adaptive systems available today.



Drupal community

- Drupal community is one of the largest and closely-knit open source communities.
- Because it is open source, several thousands of people have helped in improving the code base.
- Active contribution to the Drupal Code Base improves employment potential immensely.
- There are very active Forums, User Groups and IRC chats dedicated to Drupal support.
- Drupal events are conducted all over the world:
 - Local events called Drupal Camps.
 - There are also major DrupalCons all around the world every year.
- The following tagline summarizes the Drupal philosophy:
Come for the code, stay for the community.



NAGARJUNA GOVT. COLLEGE (A) NALGONDA
TELANGANA SKILL & KNOWLEDGE CENTRE

Drupal Certificate Course

in collaboration with

IIT Bombay Spoken Tutorial

Report:

Telangana Skill & Knowledge Centre (TSKC) conducted a certificate course on Drupal from 01-01-2020. In this course 16 First year students from BBA were enrolled and successfully completed their course.

Course outcome:


Drupal is a free and open source Content Management System (CMS). It makes even non-technical users to manage a website easily. It uses various programming functionalities such as PHP, Ajax and Javascript. By the completion of the course, we expect, the student should be capable of developing a website using Drupal, in a standardized, version controlled way. The course content has been prepared in a way to ensure all these points to be covered.

NAGARJUNA GOVT. COLLEGE (A) NALGONDA TELANGANA SKILLS & KNOWLEDGE CENTRE

Date: 18-12-2019


NOTICE

All the B.Sc, B.Com & B.A students are hereby informed that TSKC begins IIT Bombay Spoken tutorial registration from 18-12-2019 for the Academic Year 2019-20. Last date for registration is 24-12-2019. Interested students should register in IIT Bombay Spoke Tutorial by scanning the QR Code



Note:

1. It is free of cost & remote learning training
2. After completion of the course you will get a certificate from IIT Bombay Spoken Tutorial
3. Course will be allotted and will intimate on 30-12-2019
4. Already registered student no need to register again


TSKC Co-Ordinator (Nodal)
N.G. College (A), NALGONDA

NAGARJUNA GOVT. COLLEGE(A) NALGONDA**TELANGANA SKILL & KNOWLEDGE CENTRE****IIT BOMBAY SPOKEN TUTORIAL- COURSE ALLOTMENT****Drupal-Student Enrollment**

Sl.No	Name	Roll Number	Group	Year	Email	Gender
1	PALAKURI SATYAVATHI	19044028366033	BBA	I	palakurisatyavathi@gmail.com	Female
2	MEKALA MOUNIKA	19044028366022	BBA	I	srinivasmounika70@gmail.com	Female
3	GUNDEBOINA NAVYASRI	19044028366010	BBA	I	navimudhiraj789@gmail.com	Female
4	THIRUNAGARI SAI BHAGATH	19044028366044	BBA	I	saibhagath2@gmail.com	Male
5	YAKALA NAGARAJU	19044028366047	BBA	I	yakalanagaraju1038@gmail.com	Male
6	SANGEPURAJESH	19044028366037	BBA	I	sangepurajeshngc@gmail.com	Male
7	MUNJAMPALLY RAM KUMAR	19044028366031	BBA	I	munjampallyramkumarngc@gmail.com	Male
8	GUNDU YUVRAJU	19044028366011	BBA	I	gunduyvaraju@gmail.com	Male
9	KRUSHI ANVESH REDDY	19044028366034	BBA	I	krushianveshreddy.1508@gmail.com	Male
10	BOPANI AKHIL	19044028366005	BBA	I	bopaniakhil4@gmail.com	Male
11	JERIPOTHULA HARISH	19044028366015	BBA	I	jeripothulaharish@gmail.com	Male
12	SOMA KEERTHANA	19044028366039	BBA	I	somakeerthana225@gmail.com	Male
13	SYED IMTIYAZ	19044028366041	BBA	I	pwinximmu@gmail.com	Male
14	JERIPOTHULA HARISH	19044028366015	BBA	I	jeripothulaharish.ngc@gmail.com	Male
15	MOHAMMED MAJEED ALI	19044028366028	BBA	I	zubbuzoom1717@gmail.com	Male
16	MK HAMMAD	1944028366024	BBA	I	hammadmk41@gmail.com	Male

NAGARJUNA GOVT. COLLEGE (A) NALGONDA TELANGANA SKILLS & KNOWLEDGE CENTRE

Date: 30-12-2019

NOTICE

All the below mentioned groups of IIT Bombay Spoken Tutorial registered students hereby informed that, TSKC allotted your course for the Academic year 2019-20 are shown below. In this regard instructed that complete your course before 31-01-2020.

Sl.No	Group	Year	Allotted Course	Duration
1	BBC	III	ChemCollective Virtual	1 Month
2	MZC	III	Labs	
3	BBA	I	Drupal	
4	MPCS	II & III	Python 3.4.3	

Note: Any doubts contact @ TSKC Lab, NG College(A) Nalgonda



TSKC Co-Ordinator (Nodal)
N.G. College (A), NALGONDA



Instruction Sheet for Drupal
Spoken Tutorial Team
IIT Bombay



1 The procedure to practise

1. You have been given a set of spoken tutorials and files.
2. You will typically do one tutorial at a time.
3. You may listen to a spoken tutorial and practise by reproducing all the steps shown in the video side-by-side.
4. If you find it difficult to do the above, you may consider listening to the whole tutorial once and then practise during the second hearing.

2 Drupal

1. Locate and open the folder called `spoken` in your computer (or ask your coordinator/instructor).
2. Right-click and open the file `index.html` using Firefox/Chrome browser. Do not open with Internet Explorer. IE may not render Spoken Tutorials properly.
3. If any of the following steps does not work, please check the browser you are using. If you are using IE, please close it and reopen with Firefox/Chrome.
4. The **Side-by-Side Method** video appears by default. This explains an easy self-learning methodology. Listen to this tutorial first. You shall follow this method to learn Drupal using Spoken Tutorials.
5. At the top of the screen, click on **Select Foss Category** drop-down and choose **Drupal**.
6. Click on **Select Language** drop-down and choose the language in which you wish to learn, from the available languages.
7. Click on the **Submit** button.

8. You will see a list of tutorials based on your selection.
9. Start with the first tutorial in the displayed list.

3 First tutorial: Overview of Drupal

1. Locate the tutorial **Overview of Drupal**.
2. This tutorial explains **Drupal** and the overview of this tutorial series.
3. If you wish to view subtitle text for the spoken content, follow the instructions given in `README.txt` in the `spoken` folder.
4. Click on the player and view the tutorial.
5. Once this tutorial is complete, click on the next tutorial **Installation of Drupal** in the playlist window.

4 Second tutorial: Installation of Drupal

1. Locate the tutorial **Installation of Drupal**.
2. This tutorial explains how to install **Drupal 8** on **Windows OS** and **Ubuntu Linux OS** using **Bitnami Drupal Stack**.
3. Your system administrator would have already installed **Bitnami Drupal** in your computer.
4. To practise using the **side-by-side method**, adjust the size of the web browser containing the tutorial to the left half of your screen. On the right half open and fit the **file browser/explorer**.
5. If you are a Linux user, skip to time 6:51 in the video and follow the instructions from there. At 7:09 the tutorial asks you to open the folder `drupal-8.1.3-0`. If your system contains a newer version of Drupal, the folder name

will have a higher number. Open this folder instead.

6. Windows users may jump to time 7:27 in the video and learn how to open the **Bitnami Drupal Manager Tool**.
7. Follow the instructions to **Start the Servers**.
8. When you click on **Go to Application** at 8:33, a new window with the title **Bitnami Drupal Stack** will open. If instead it opens in a new tab, click and drag it outside to create a new window.
9. Resize the above mentioned **Bitnami Drupal Stack** window, and fit it on the right half of the computer screen, to follow the side-by-side method.
10. Click on **Access Drupal** to open the main page of your Drupal website.
11. Continue to practise the tutorial till time 9:00. Here, provide the **Username** as `admin`, and the **Password** as `drupal8gr8` (please consult your coordinator/instructor if it is different).
12. Continue and complete the tutorial.

5 Third tutorial: Content Management in Admin Interface

1. If the web servers are not running or if you have not already logged in, use the instructions in steps 5 to 11 in Section 4 to
 - (a) start the servers and access the Drupal main page, and
 - (b) login as admin.

You will have check for the above whenever you wish to work with your drupal site afresh. Computer shutdown, browser clear cache, etc., will also stop the servers and log you out. Otherwise, you can simply continue from the previous tutorial.

2. Scroll down below the current tutorial and locate the **Code files** section. Click and download the file (ZIP archive). It contains the file `logo.png`, which is needed for this tutorial. You may copy it into a folder of yours and use it, as suggested by the tutorial.
3. After completing this tutorial, complete the problems in the **Assignment** section provided, to reinforce your learning.

6 Changes in Drupal 8.4.4

6.1 Fourth tutorial: Configuration Management in Admin Interface

1. At 2.39 min in the video, to change the site name click on **Site information** or **Basic Site Settings**. The option name will differ based on your Drupal version.

6.2 Tenth tutorial: Managing Content

1. At 1.07 min in the video, you can see the **Create New revision** checkbox. But in the new versions of Drupal, to see the option, first publish the event, then edit.

6.3 Eighteenth tutorial: Modifying the Page Layout

1. At 7.57 min in the video, click on the dropdown and choose **None** or click on **Configure** dropdown and choose **Disable**.

6.4 Twentieth tutorial: Styling a Page using Themes

1. At 5.45 min in the video, you can see the **TOGGLE DISPLAY** or **PAGE ELEMENT DISPLAY**. The label name will differ based on your Drupal version.

7 Subsequent tutorials

Complete all Drupal tutorials following the method mentioned in the Section 5. In particular, do the fol-

lowing for every tutorial:

1. start the server, if the server is not running
2. log in as admin, if not logged in
3. download, copy and use code files
4. do the assignments

8 Improving your English

1. It is possible that you are not well versed with the English language. If so, you may choose

one of the many other languages in which we have dubbed these tutorials.

2. In case you have learnt using a language other than English, please repeat all the tutorials in English. This will also improve your English language skills.
3. Please let us know in case you would like to dub these tutorials in any other language not currently available.



Spoken Tutorial
Project at
IIT Bombay

Certificate of Participation

This is to certify that **PALAKURI SATYAVATHI** participated in the **Drupal** training organized at **Nagarjuna Government College (Autonomous), Nalgonda** in **January 2020** semester, with course material provided by the Spoken Tutorial Project, IIT Bombay.

A comprehensive set of topics pertaining to **Drupal** were covered in the training.

March 1st 2020

Prof. Kannan M Moudgalya
IIT Bombay



Spoken Tutorial
Project at
IIT Bombay

Certificate of Participation

This is to certify that **MEKALA MOUNIKA** participated in the **Drupal** training organized at **Nagarjuna Government College (Autonomous), Nalgonda** in **January 2020** semester, with course material provided by the Spoken Tutorial Project, IIT Bombay.

A comprehensive set of topics pertaining to **Drupal** were covered in the training.

March 1st 2020

A handwritten signature in black ink, appearing to read 'Kannan Moudgalya'.

Prof. Kannan M Moudgalya
IIT Bombay



Spoken Tutorial
Project at
IIT Bombay

Certificate of Participation

This is to certify that **GUNDEBOINA NAVYASRI** participated in the **Drupal** training organized at **Nagarjuna Government College (Autonomous), Nalgonda** in **January 2020** semester, with course material provided by the Spoken Tutorial Project, IIT Bombay.

A comprehensive set of topics pertaining to **Drupal** were covered in the training.

March 1st 2020

Prof. Kannan M Moudgalya
IIT Bombay



Spoken Tutorial
Project at
IIT Bombay

Certificate of Participation

This is to certify that **THIRUNAGARI SAI BHAGATH** participated in the **Drupal** training organized at **Nagarjuna Government College (Autonomous), Nalgonda** in **January 2020** semester, with course material provided by the Spoken Tutorial Project, IIT Bombay.

A comprehensive set of topics pertaining to **Drupal** were covered in the training.

March 1st 2020

Prof. Kannan M Moudgalya
IIT Bombay



Spoken Tutorial
Project at
IIT Bombay

Certificate of Participation

This is to certify that **YAKALA NAGARAJU** participated in the **Drupal** training organized at **Nagarjuna Government College (Autonomous), Nalgonda** in **January 2020** semester, with course material provided by the Spoken Tutorial Project, IIT Bombay.

A comprehensive set of topics pertaining to **Drupal** were covered in the training.

March 1st 2020

Prof. Kannan M Moudgalya
IIT Bombay



Spoken Tutorial
Project at
IIT Bombay

Certificate of Participation

This is to certify that **SANGEPU RAJESH** participated in the **Drupal** training organized at **Nagarjuna Government College (Autonomous), Nalgonda** in **January 2020** semester, with course material provided by the Spoken Tutorial Project, IIT Bombay.

A comprehensive set of topics pertaining to **Drupal** were covered in the training.

March 1st 2020

Prof. Kannan M Moudgalya
IIT Bombay



Spoken Tutorial
Project at
IIT Bombay

Certificate of Participation

This is to certify that **MUNJAMPALLY RAM KUMAR** participated in the **Drupal** training organized at **Nagarjuna Government College (Autonomous), Nalgonda** in **January 2020** semester, with course material provided by the Spoken Tutorial Project, IIT Bombay.

A comprehensive set of topics pertaining to **Drupal** were covered in the training.

March 1st 2020

Prof. Kannan M Moudgalya
IIT Bombay



Spoken Tutorial
Project at
IIT Bombay

Certificate of Participation

This is to certify that **GUNDU YUVRAJU** participated in the **Drupal** training organized at **Nagarjuna Government College (Autonomous), Nalgonda** in **January 2020** semester, with course material provided by the Spoken Tutorial Project, IIT Bombay.

A comprehensive set of topics pertaining to **Drupal** were covered in the training.

March 1st 2020

Prof. Kannan M Moudgalya
IIT Bombay



Spoken Tutorial
Project at
IIT Bombay

Certificate of Participation

This is to certify that **KRUSHI ANVESH REDDY** participated in the **Drupal** training organized at **Nagarjuna Government College (Autonomous), Nalgonda** in **January 2020** semester, with course material provided by the Spoken Tutorial Project, IIT Bombay.

A comprehensive set of topics pertaining to **Drupal** were covered in the training.

March 1st 2020

Prof. Kannan M Moudgalya
IIT Bombay



Spoken Tutorial
Project at
IIT Bombay

Certificate of Participation

This is to certify that **BOPPANI AKHIL** participated in the **Drupal** training organized at **Nagarjuna Government College (Autonomous), Nalgonda** in **January 2020** semester, with course material provided by the Spoken Tutorial Project, IIT Bombay.

A comprehensive set of topics pertaining to **Drupal** were covered in the training.

March 1st 2020

Prof. Kannan M Moudgalya
IIT Bombay



Spoken Tutorial
Project at
IIT Bombay

Certificate of Participation

This is to certify that **JERIPOTHULA HARISH** participated in the **Drupal** training organized at **Nagarjuna Government College (Autonomous), Nalgonda** in **January 2020** semester, with course material provided by the Spoken Tutorial Project, IIT Bombay.

A comprehensive set of topics pertaining to **Drupal** were covered in the training.

March 1st 2020

Prof. Kannan M Moudgalya
IIT Bombay



Spoken Tutorial
Project at
IIT Bombay

Certificate of Participation

This is to certify that **SOMA KEERTHANA** participated in the **Drupal** training organized at **Nagarjuna Government College (Autonomous), Nalgonda** in **January 2020** semester, with course material provided by the Spoken Tutorial Project, IIT Bombay.

A comprehensive set of topics pertaining to **Drupal** were covered in the training.

March 1st 2020

Prof. Kannan M Moudgalya
IIT Bombay



Spoken Tutorial
Project at
IIT Bombay

Certificate of Participation

This is to certify that **SYED IMTIYAZ** participated in the **Drupal** training organized at **Nagarjuna Government College (Autonomous), Nalgonda** in **January 2020** semester, with course material provided by the Spoken Tutorial Project, IIT Bombay.

A comprehensive set of topics pertaining to **Drupal** were covered in the training.

March 1st 2020

Prof. Kannan M Moudgalya
IIT Bombay



Spoken Tutorial
Project at
IIT Bombay

Certificate of Participation

This is to certify that **JERIPOTHULA HARISH** participated in the **Drupal** training organized at **Nagarjuna Government College (Autonomous), Nalgonda** in **January 2020** semester, with course material provided by the Spoken Tutorial Project, IIT Bombay.

A comprehensive set of topics pertaining to **Drupal** were covered in the training.

March 1st 2020

Prof. Kannan M Moudgalya
IIT Bombay



Spoken Tutorial
Project at
IIT Bombay

Certificate of Participation

This is to certify that **MOHAMMED MAJEED ALI** participated in the **Drupal** training organized at **Nagarjuna Government College (Autonomous), Nalgonda** in **January 2020** semester, with course material provided by the Spoken Tutorial Project, IIT Bombay.

A comprehensive set of topics pertaining to **Drupal** were covered in the training.

March 1st 2020

Prof. Kannan M Moudgalya
IIT Bombay



Spoken Tutorial
Project at
IIT Bombay

Certificate of Participation

This is to certify that **MK HAMMAD** participated in the **Drupal** training organized at **Nagarjuna Government College (Autonomous), Nalgonda** in **January 2020** semester, with course material provided by the Spoken Tutorial Project, IIT Bombay.

A comprehensive set of topics pertaining to **Drupal** were covered in the training.

March 1st 2020

Prof. Kannan M Moudgalya
IIT Bombay