

**GOVERNMENT DEGREE COLLEGE FOR WOMEN, WANAPARTHY – 509103**

**Department of Physics**

**Sem V and VI Results analysis**


Group	No. of Register	No. of Appeared	No. of Passed	No. of Fail	Pass %	O	A <sup>+</sup>	A	B <sup>+</sup>	B	C	Teacher
III MPC Paper - V Electeo Magnetic Theory	30	29	27	3	90	5	6	8	6	2	0	RMA
III MPCs Paper - V Electeo Magnetic Theory	50	50	44	6	88.23	20	16	4	4	0	0	RMA
Total	80	80	71	9	89.11	25	22	12	10	2		
III MPC Paper - VI Solid State Physics	30	30	29	1	96.6	8	10	10	1	0	0	GVY
III MPCs Paper - VI Solid State Physics	50	49	47	2	95.9	10	17	11	9	0	0	GVY
Total	80	79	76	3	96.25	18	27	21	10			
Group	No. of Register	No. of Appeared	No. of Passed	No. of Fail	Pass %	O	A <sup>+</sup>	A	B <sup>+</sup>	B	C	
III MPC Paper - VII Modern Physics	30	29	26	3	89.6	9	7	6	4	0	0	GVY
III MPCs Paper - VII Solid State Physics	50	48	43	5	89.58	14	15	11	2	1	0	GVY
Total	80	77	69	8	89.6	23	22	17	6	1		
III MPC Paper - VIII Basic Electronics	30	29	27	2	93.1	9	10	5	3	0	0	GVY
III MPCs Paper - VIII Basic Electronics	50	48	41	7	85.41	8	10	9	11	3	0	GVY
Total	80	77	68	9	88.31	17	20	14	12	3	0	

RM = R Manjula

*Manjula*

GVY = G Vishnumurthy

*GVY*

  
 Principal  
**PRINCIPAL**  
 Govt. Degree College For Women  
 WANAPARTHY Dist-509 103

MPC and MPCs 5<sup>th</sup> Sem Results


Group	No. of Register	No. of Appeared	No. of Passed	No. of Fail	Pass %
III MPC Paper - V Electeo Magnetic Theory	30	29	20	10	68.9
III MPCs Paper - V Electeo Magnetic Theory	50	50	35	15	70
<b>Total Pass Percentage</b>					<b>69.45</b>

MPC and MPCs 6<sup>th</sup> Sem Results

Group	No. of Register	No. of Appeared	No. of Passed	No. of Fail	Pass %
III MPC Paper - V Electeo Magnetic Theory	30	29	24	5	82.75
III MPCs Paper - V Electeo Magnetic Theory	50	50	35	15	70
<b>Total Pass Percentage</b>					<b>76.37</b>

*Majjub*

*Majjub*

  
Principal

**PRINCIPAL**

Govt. Degree College For Women  
WANAPARTHY Dist-509 103

GOVERNMENT DEGREE COLLEGE FOR WOMEN, WANAPARTHY – 509103												
Department of Physics												
Sem III and IV Results analysis												
Group	No. of Register	No. of Appeared	No. of Passed	No. of Fail	Pass %	A <sup>+</sup>	A	B <sup>+</sup>	B	C <sup>+</sup>	C	Teacher
II MPC Paper - III Electro Magnetic Theory	19	15	6	9	60	1	2	2	2	2		RM
II MPCs Paper - III Electro Magnetic Theory	54	42	34	8	80.95	1	6	10	13	4		RM
Total	73	57	40	17	70.47							
II MPC Paper - IV Optics	19	15	9	6	60	1	0	2	2	4		GVY
II MPCs Paper - IV Optics	54	42	36	6	85.71	1	12	5	12	6		GVY
Total	73	57	45	12	78.9							

RM = R Manjula

GVY = G Vishnumurthy

*Manjula*


*G*

Principal  
**PRINCIPAL**  
 Govt. Degree College For Women  
 WANAPARTHY Dist.-509 103

MPC and MPCs 3 <sup>rd</sup> Sem Results					
Group	No. of Register	No. of Appeared	No. of Passed	No. of Fail	Pass %
II MPC Paper - III Electro Magnetic Theory	19	15	9	6	60
II MPC Paper - III Electro Magnetic Theory	54	42	34	8	80.95
<b>Total Pass Percentage</b>					

MPC and MPCs 4 <sup>th</sup> Sem Results					
Group	No. of Register	No. of Appeared	No. of Passed	No. of Fail	Pass %
III MPC Paper - V Electro Magnetic Theory	19	15	9	6	60
III MPCs Paper - V Electro Magnetic Theory	54	42	36	6	85.71
<b>Total Pass Percentage</b>					

*Majidh*

  
 Principal  
**PRINCIPAL**  
 Govt. Degree College For Women  
 WANAPARTHY Dist.-509 103

GOVERNMENT DEGREE COLLEGE FOR WOMEN, WANAPARTHY – 509103												
Department of Physics												
Sem I and II Results analysis												
Group	No. of Register	No. of Appeared	No. of Passed	No. of Fail	Pass %	A <sup>+</sup>	A	B <sup>+</sup>	B	C <sup>+</sup>	C	Teacher
I MPC Paper - I	30	27	12	15	44.44	0	1	3	2	6	0	RM & GVY
I MPCs Paper - I	84	77	53	24	68.83	4	6	12	19	9	3	RM & GVY
Total	114	104	65	39	62.5	4	7	15	21	15	3	
I MPC Paper - II	30	27	8	17	32	2	2	2	1	0	0	GVY
I MPCs Paper - II	84	76	38	38	50	6	12	8	10	2	0	GVY
Total	114	103	46	55	41	8	14	10	11	2	0	

RM = R Manjula

GVY = G Vishnumurthy

*Manjula*

*[Signature]*

*[Signature]*

**PRINCIPAL**  
Govt. Degree College For Women  
WANAPARTHY Dist.-509 103.

MPC and MPCs 5 <sup>th</sup> Sem Results					
Group	No. of Register	No. of Appeared	No. of Passed	No. of Fail	Pass %
I MPC Paper - I	30	27	12	15	44.4
I MPCs Paper - II	84	76	53	20	69.7
<b>Total Pass Percentage</b>					

MPC and MPCs 6 <sup>th</sup> Sem Results					
Group	No. of Register	No. of Appeared	No. of Passed	No. of Fail	Pass %
I MPC Paper - II	30	25	8	17	32
I MPCs Paper - II	84	76	38	38	50
<b>Total Pass Percentage</b>					

Majnu

Principal

**PRINCIPAL**

Govt. Degree College For Women  
WANAPARTHY Dist.-509 103