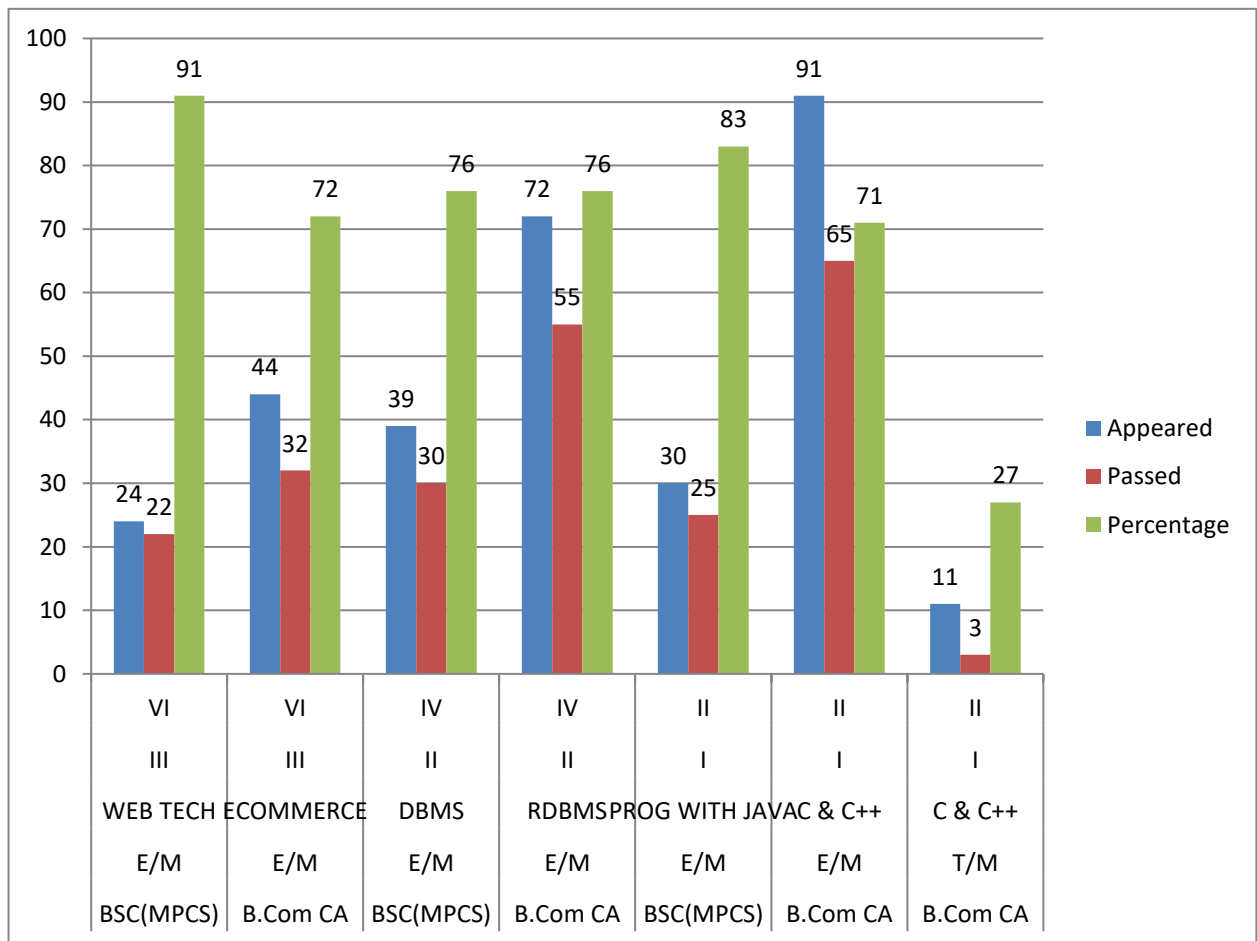


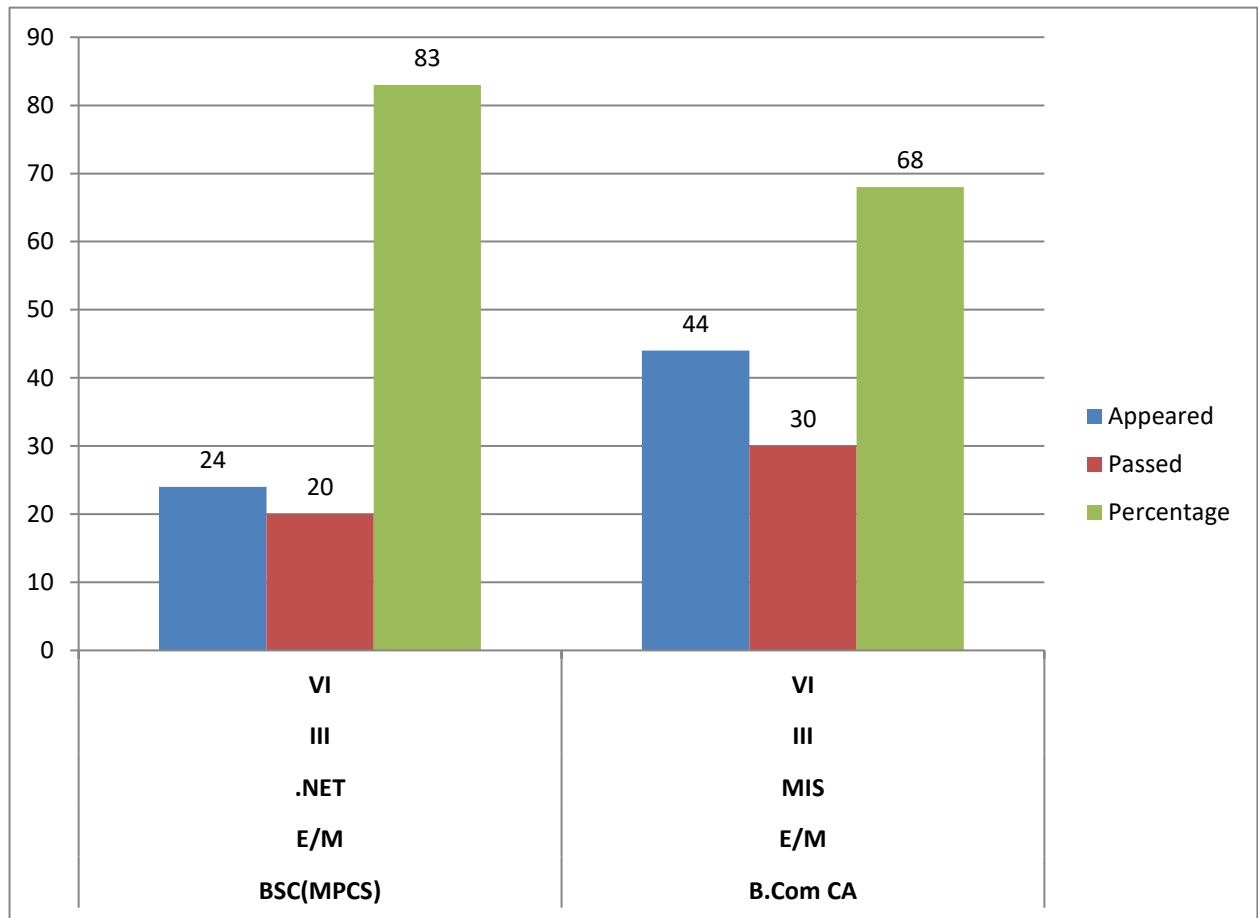
## RESULTS

<b>B.COM AND BSC SEM II,IV,VI RESULT MAY-2020</b>							
<b>Group</b>	<b>Medium</b>	<b>Subject</b>	<b>Year</b>	<b>Sem</b>	<b>Appeared</b>	<b>Passed</b>	<b>Percentage</b>
BSC(MPCS)	E/M	WEB TECH	III	VI	24	22	91
B.Com CA	E/M	ECOMMERCE	III	VI	44	32	72
BSC(MPCS)	E/M	DBMS	II	IV	39	30	76
B.Com CA	E/M	RDBMS	II	IV	72	55	76
BSC(MPCS)	E/M	PROG WITH JAVA	I	II	30	25	83
B.Com CA	E/M	C & C++	I	II	91	65	71
B.Com CA	T/M	C & C++	I	II	11	3	27



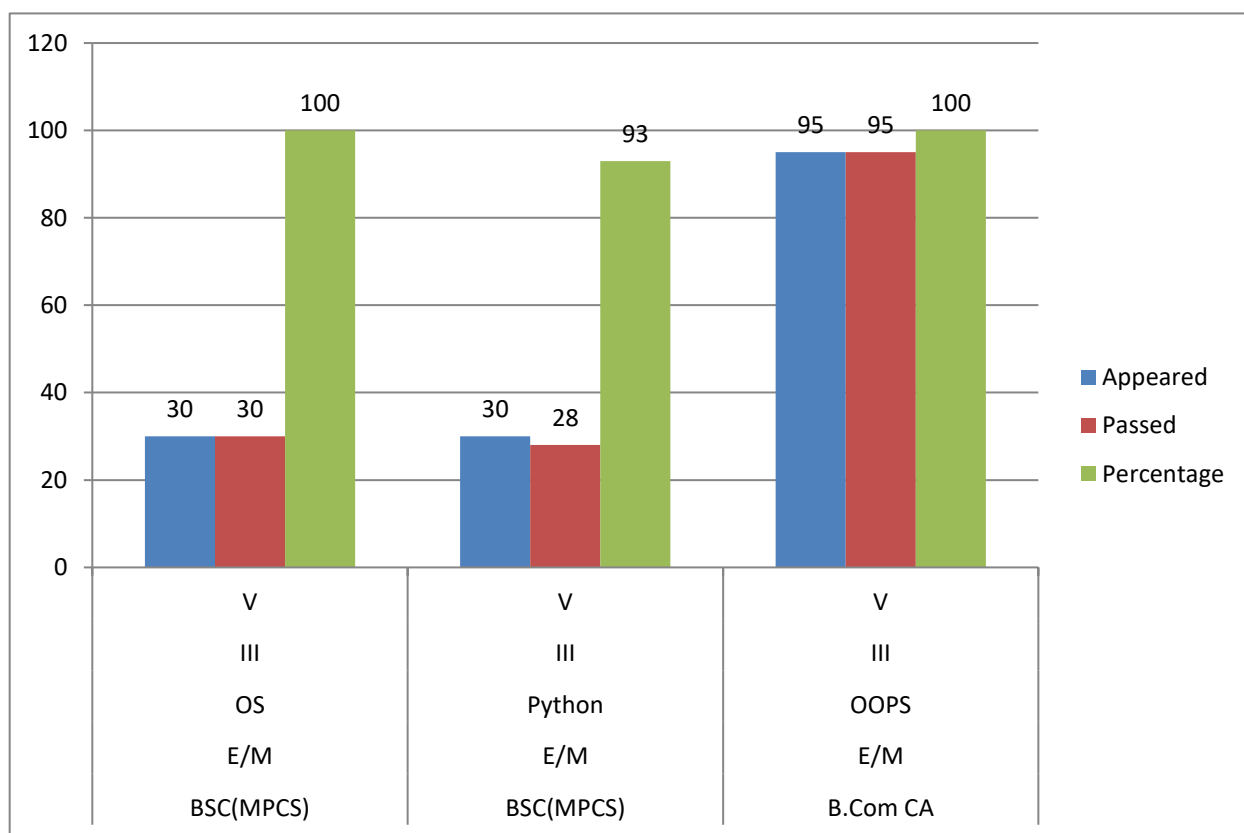
## B.COM AND BSC SEM VI RESULT MAY-2020

Group	Medium	Subject	Year	Sem	Appeared	Passed	Percentage
BSC(MPCS)	E/M	SE	III	VI	24	20	83
BSC(MPCS)	E/M	Web Tech	III	VI	24	21	88
B.Com CA	E/M	MIS	III	VI	44	30	68



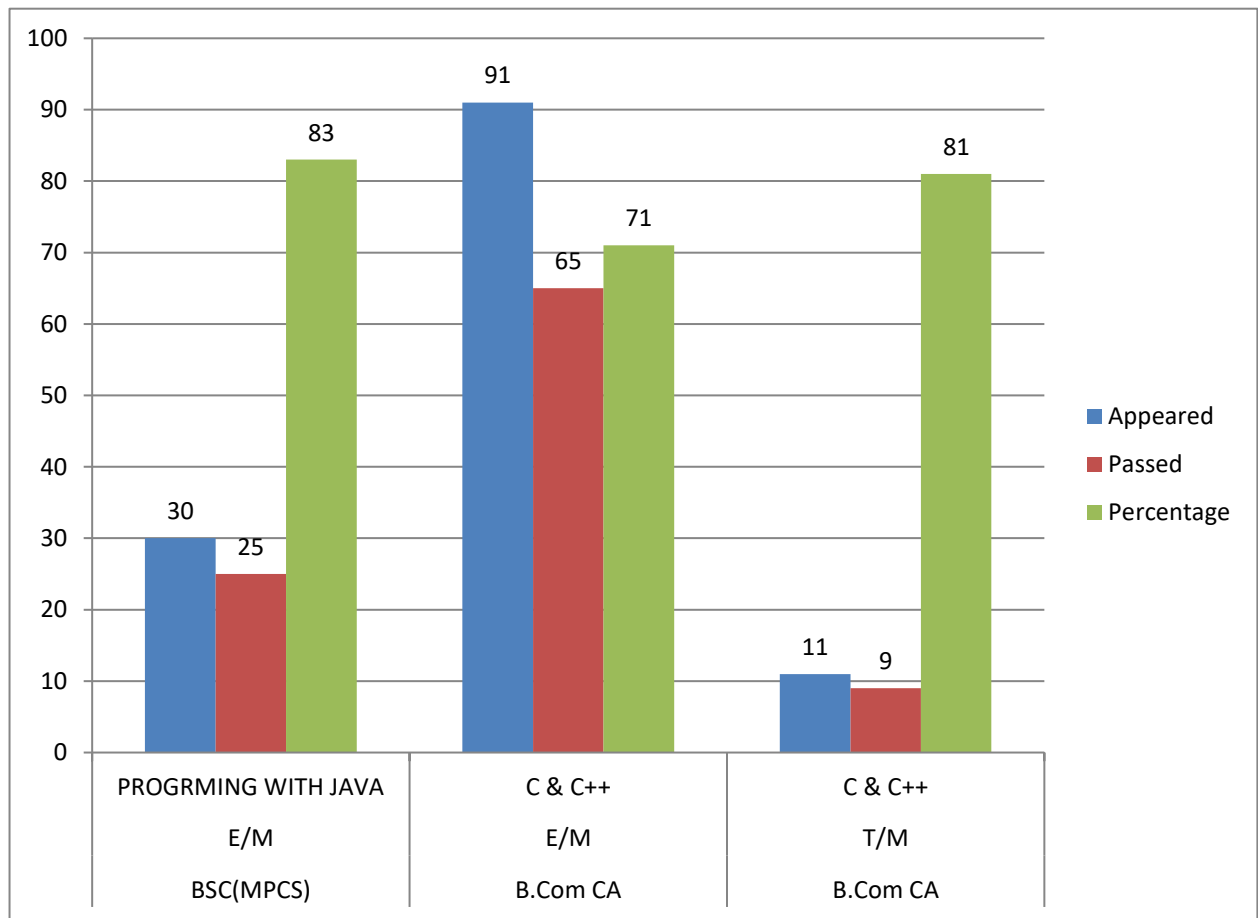
## B.COM AND BSC SEM V RESULT FEB-2021

Group	Medium	Subject	Year	Sem	Appeared	Passed	Percentage
BSC(MPCS)	E/M	OS	III	V	30	30	100
BSC(MPCS)	E/M	Python	III	V	30	28	93
B.Com CA	E/M	OOPS	III	V	95	95	100



## B.COM AND BSC SEM V RESULT NOV-2021

Group	Medium	Subject	Year	Sem	Appeared	Passed	Percentage
BSC(MPCS)	E/M	PROGRMIN G WITH JAVA	I	III	30	25	83
B.Com CA	E/M	C & C++	I	III	91	65	71
B.Com CA	T/M	C & C++	I	III	11	9	81



## B.COM AND BSC SEM IV RESULT NOV-2021

Group	Medium	SUBJECT	YEAR	SEM	Appeared	Passed	Percentage
BSC(MPCS)	E/M	PROGRMING WITH JAVA	I	IV	30	25	83
B.Com CA	E/M	C & C++	I	IV	91	82	90
B.Com CA	T/M	C & C++	I	IV	11	9	81

