

GOVERNMENT DEGREE COLLEGE, BELLAMPALLY

Dist: MANCHERIAL, TELANGANA STATE

ANALYSIS REPORT OF STUDENTS SATISFACTION SURVEY **ON INSTITUTIONAL PERFORMANCE**

The satisfaction survey on Institutional Performance was conducted in Government Degree College, Bellampally.

The survey focuses on overall institutional performance and learning experience of the students. For the survey data was collected through distribution of questionnaires among the students for the academic year 2020-21. The questionnaire was provided by the institution. In the questionnaire Students were asked as ranking system '0' being poor, '4' being excellent. The data collected was compiled and evaluated. Some questions were asked regarding online teaching because since March 2020 due to pandemic, online teaching was carried out. Fifty feedback forms were collected analyzed and action was taken.

The brief observations about the survey are as follows:


Overall the students have expressed satisfaction about the teaching faculty. Many have expressed their appreciation towards teacher's illustration of concepts through examples and applications and conduct remedial classes. Teachers use student centric methods, such as experiential learning and participative learning to enhance learning process. Students have appreciated the teacher's attitude towards teaching and fairness in evolution. Majority of the students have given positive feedback about outline teaching and the efforts taken by the teachers to conduct these classes.

The students have expressed satisfaction regarding the mentorship programme and grievance redressal system and counseling cell.


They expressed satisfaction on the infrastructure of the institute i.e. computer lab, washrooms ladies waiting hall, and ICT classrooms but they also expressed their inconvenience about insufficient classrooms and transportation facility.

Students suggested following things for improvement of teaching learning experience and support mechanism in regard with:

- Since most of the students from rural areas which didn't have proper transportation are pleading for hostel facility especially girls are in dire need of hostels.
- Request to increase the number of classrooms and lab equipments
- Asked for Extension Lectures on different topics other than syllabus
- More Field trips, Seminars, study projects are asked.
- Provision of sports facility.
- Enrichment of Library.



IQAC Coordinator



Principal


PRINCIPAL

Govt. Degree College
Bellampally-504 251
Dist:Mancheril (T.S.)


Action Taken Report on

Following Actions have been taken as per the Suggestions received from students through Student Satisfaction Survey

Suggestion made by students	Action taken
1. Increase the field visits seminars ,Educational tours 2. Study projects	Informed to head of the department to organize the field visit , study tours and project works
3. Request to increase the class rooms	Proposals have been sent to CCE about the construction of new classrooms
4. Lab equipments	Proposals have been sent to the higher authorities to enhance the lab facilities, Tennis court, Valley ball court have been made available new kits are made available.
5. Provision of sports facility	400 are automated out 2714 and remaining will be automated , planning to digitalize the library
6. Enrichment of library	400 are automated out 2714 and remaining will be automated , planning to digitalize the library



IQAC Coordinator



PRINCIPAL

Govt. Degree College
Bellampally-504 251
Dist:Mancherial (T.S.)

GOVERNMENT DEGREE COLLEGE, BELLAMPALLY
STUDENT SATISFACTION SURVEY

- A) Please confirm this is the first and only time you answer this survey. Say YES or NO
- B) Name: S.K. Aliya
- C) College Name: Govt Degree college Bellampally.
- D) Gender: Female Male Transgender
- E) What degree program are you pursuing now?
 Arts Commerce Science Professional Other

Instruction to fill the questionnaire

- All questions should be compulsorily attempted
- Each questions has five responses, choose the most appropriate one
- The response to the qualitative question no.21 is student's opportunity to give suggestions or improvements; she/he can also mention weaknesses of the institute here.
(Kindly restrict your response to teaching learning process only)

Following are questions for student satisfaction survey on overall Institution Performance

1. How much you are satisfied with your educational experience at your institution
 4 - 85 to 100% 3 - 70 to 84% 2 - 55 to 69% 1 - 30 to 54% 0 - Below 30%
2. How well did the teachers prepare for the classes?
 4 - Thoroughly 3 - satisfactorily 2 - Poorly 1 - Indifferently 0 - Won't teach at all
3. How well were the teachers able to communicate?
 4 - Always effective 3 - Sometimes effective 2 - Just satisfactorily
 Generally ineffective Very poor communication
4. Fairness of the internal evaluation process by the teachers
 4 - Always fair 3 - Usually fair 2 - Sometimes unfair 1 - Usually unfair 0 - Unfair
5. Was your performance in assignments discussed with you?
 4 - Every time 3 - Usually 2 - Occasionally/Sometimes 1 - Rarely 0 - Never
6. The institute takes active interest in promoting internship, student exchange, field visit opportunities for students
 4 - Regularly 3 - Often 2 - Sometimes 1 - Rarely 0 - Not at all
7. The teaching and mentoring process in your institution facilitates you in cognitive, social and emotional growth
 4 - Significantly 3 - Very well 2 - Moderately 1 - Marginally 0 - Not at all
8. The institution provides multiple opportunities to learn and grow
 4 - Strongly agree 3 - Agree 2 - Neutral 1 - Disagree 0 - Strongly disagree
 4 - Every time 3 - Usually 2 - Occasionally/Sometimes 1 - Rarely 0 - Never
9. Overall infrastructure Facilities at your institution
 4 - Excellent 3 - Very good 2 - Good 1 - Fair 0 - Poor
10. Classes and Laboratory facilities
 4 - Excellent 3 - Very good 2 - Good 1 - Fair 0 - Poor

11. Awareness programs of NSS UNIT
 4 - Excellent 3 - Very good 2 - Good 1 - Fair 0 - Poor
12. Toilets and washrooms
 4 - Excellent 3 - Very good 2 - Good 1 - Fair 0 - Poor
13. The institution makes efforts to engage students in the monitoring, review and continuous quality improvement of the teaching-learning process
 4 - Strongly agree 3 - Agree - Neutral 1 - Disagree 0 - Strongly disagree
14. The institute/teachers use student-centric methods, such as experiential learning, participative learning and problem solving methodologies for enhancing experiences
 4 - To a great extent 3 - Moderate 2 - Somewhat 1 - Very little 0 - Not at all
15. How you rate online teaching over all classroom teaching
 4 - Excellent 3 - Very good 2 - Good 1 - Fair 0 - Poor
16. Efforts are made by the institute/teachers to inculcate soft skills, life skills and employability skills to make you ready for the world of work
 4 - To a great extent 3 - Moderate 2 - Somewhat 1 - Very little 0 - Not at all
17. What percentage of teachers use ICT tools such as LCD projector, multimedia etc, while teaching
 4 - Above 90% 3 - 70 to 80% 2 - 50 to 69% 1 - 30 to 49% 0 - Below 29%
18. Rate how your grievances are redressed when complained box is used
 4 - Above 90% 3 - 70 to 80% 2 - 50 to 69% 1 - 30 to 49% 0 - Below 29%
19. The overall impression about your institution as the student
 Strongly agree 3 - Agree 2 - Neutral 1 - Disagree 0 - Strongly disagree
20. Give two observations/suggestions to improve the overall teaching-learning experience in your institution

Your answer:

1. We want bus facility

2. Women's hostel

GOVERNMENT DEGREE COLLEGE, BELLAMPALLY
STUDENT SATISFACTION SURVEY

- A) Please confirm this is the first and only time you answer this survey. Say YES or NO
B) Name: D Prānay Kumar
C) College Name: GOVT. DEGREE COLLEGE, BELLAMPALLY
D) Gender: Female Male Transgender
E) What degree program are you pursuing now?
 Arts Commerce Science Professional Other

Instruction to fill the questionnaire

- All questions should be compulsorily attempted
- Each questions has five responses, choose the most appropriate one
- The response to the qualitative question no.21 is student's opportunity to give suggestions or improvements, she/he can also mention weaknesses of the institute here.
(Kindly restrict your response to teaching learning process only)

Following are questions for student satisfaction survey on overall Institution Performance

1. How much you are satisfied with your educational experience at your institution
 4- 85 to 100% 3- 70 to 84% 2- 55 to 69% 1- 30 to 54% 0 - Below 30%
2. How well did the teachers prepare for the classes?
 4 - Thoroughly 3 - satisfactorily 2 - Poorly 1 - Indifferently 0 - Won't teach at all
3. How well were the teachers able to communicate?
 4 - Always effective 3 - Sometimes effective 2 - Just satisfactorily
 Generally ineffective Very poor communication
4. Fairness of the internal evaluation process by the teachers
 4 - Always fair 3 - Usually fair 2 - Sometimes unfair 1 - Usually unfair 0 - Unfair
5. Was your performance in assignments discussed with you?
 4 - Every time 3 - Usually 2 - Occasionally/Sometimes 1 - Rarely - Never
6. The institute takes active interest in promoting internship, student exchange, field visit opportunities for students
 4 - Regularly 3 - Often 2 - Sometimes 1 - Rarely 0 - Not at all
7. The teaching and mentoring process in your institution facilitates you in cognitive, social and emotional growth
 4 - Significantly 3 - Very well 2 - Moderately 1 - Marginally 0 - Not at all
8. The institution provides multiple opportunities to learn and grow
 4 - Strongly agree 3 - Agree 2 - Neutral 1 - Disagree 0 - Strongly disagree
 4 - Every time 3 - Usually 2 - Occasionally/Sometimes 1 - Rarely 0 - Never
9. Overall infrastructure Facilities at your institution
 4 - Excellent 3 - Very good 2 - Good 1 - Fair 0 - Poor
10. Classes and Laboratory facilities
 4 - Excellent 3 - Very good 2 - Good 1 - Fair 0 - Poor

11. Awareness programs of NSS UNIT
 4 - Excellent 3 - Very good 2 - Good 1 - Fair 0 - Poor
12. Toilets and washrooms
 4 - Excellent 3 - Very good 2 - Good 1 - Fair 0 - Poor
13. The institution makes efforts to engage students in the monitoring, review and continuous quality improvement of the teaching-learning process
 4 - Strongly agree 3 - Agree - Neutral 1 - Disagree 0 - Strongly disagree
14. The institute/teachers use student-centric methods, such as experiential learning, participative learning and problem solving methodologies for enhancing experiences
 4 - To a great extent 3 - Moderate 2 - Somewhat 1 - Very little 0 - Not at all
15. How you rate online teaching over all classroom teaching
 4 - Excellent 3 - Very good 2 - Good 1 - Fair 0 - Poor
16. Efforts are made by the institute/teachers to inculcate soft skills, life skills and employability skills to make you ready for the world of work
 4 - To a great extent 3 - Moderate 2 - Somewhat 1 - Very little 0 - Not at all
17. What percentage of teachers use ICT tools such as LCD projector, multimedia etc, while teaching
 4 - Above 90% 3 - 70 to 80% 2 - 50 to 69% 1 - 30 to 49% 0 - Below 29%
18. Rate how your grievances are redressed when complained box is used
 4 - Above 90% 3 - 70 to 80% 2 - 50 to 69% 1 - 30 to 49% 0 - Below 29%
19. The overall impression about your institution as the student
 Strongly agree 3 - Agree 2 - Neutral 1 - Disagree 0 - Strongly disagree
20. Give two observations/suggestions to improve the overall teaching-learning experience in your institution

Your answer:

1. We want Bus facility

2. Women's hostel

GOVERNMENT DEGREE COLLEGE, BELLAMPALLY
STUDENT SATISFACTION SURVEY

- A) Please confirm this is the first and only time you answer this survey. Say YES or NO
- B) Name: K Anjali
- C) College Name: Govt Degree College Bellampally
- D) Gender: Female Male Transgender
- E) What degree program are you pursuing now?
 Arts Commerce Science Professional Other

Instruction to fill the questionnaire

- All questions should be compulsorily attempted
- Each questions has five responses, choose the most appropriate one
- The response to the qualitative question no.21 is student's opportunity to give suggestions or improvements; she/he can also mention weaknesses of the institute here.
(Kindly restrict your response to teaching learning process only)

Following are questions for student satisfaction survey on overall Institution Performance

1. How much you are satisfied with your educational experience at your institution
 4- 85 to 100% 3- 70 to 84% 2- 55 to 69% 1- 30 to 54% 0 - Below 30%
2. How well did the teachers prepare for the classes?
 4 - Thoroughly 3 - satisfactorily 2 - Poorly 1 - Indifferently 0- Won't teach at all
3. How well were the teachers able to communicate?
 4 - Always effective 3 - Sometimes effective 2 - Just satisfactorily
 Generally ineffective Very poor communication
4. Fairness of the internal evaluation process by the teachers
 4 - Always fair 3 - Usually fair 2 - Sometimes unfair 1 - Usually unfair 0 - Unfair
5. Was your performance in assignments discussed with you?
 4 - Every time 3 - Usually 2 - Occasionally/Sometimes 1 - Rarely - Never
6. The institute takes active interest in promoting internship, student exchange, field visit opportunities for students
 4 - Regularly 3 - Often 2 - Sometimes 1 - Rarely 0 - Not at all
7. The teaching and mentoring process in your institution facilitates you in cognitive, social and emotional growth
 4 - Significantly 3 - Very well 2 - Moderately 1 - Marginally 0 - Not at all
8. The institution provides multiple opportunities to learn and grow
 4 - Strongly agree 3 - Agree 2 - Neutral 1 - Disagree 0 - Strongly disagree
 4 - Every time 3 - Usually 2 - Occasionally/Sometimes 1 - Rarely 0 - Never
9. Overall infrastructure Facilities at your institution
 4 - Excellent 3 - Very good 2 - Good 1 - Fair 0 - Poor
10. Classes and Laboratory facilities
 4 - Excellent 3 - Very good 2 - Good 1 - Fair 0 - Poor

11. Awareness programs of NSS UNIT

4 - Excellent 3 - Very good 2 - Good 1 - Fair 0 - Poor

12. Toilets and washrooms

4 - Excellent 3 - Very good 2 - Good 1 - Fair 0 - Poor

13. The institution makes efforts to engage students in the monitoring, review and continuous quality improvement of the teaching-learning process

4 - Strongly agree 3 - Agree 2 - Neutral 1 - Disagree 0 - Strongly disagree

14. The institute/teachers use student-centric methods, such as experiential learning, participative learning and problem solving methodologies for enhancing experiences

4 - To a great extent 3 - Moderate 2 - Somewhat 1 - Very little 0 - Not at all

15. How you rate online teaching over all classroom teaching

4 - Excellent 3 - Very good 2 - Good 1 - Fair 0 - Poor

16. Efforts are made by the institute/teachers to inculcate soft skills, life skills and employability skills to make you ready for the world of work

4 - To a great extent 3 - Moderate 2 - Somewhat 1 - Very little 0 - Not at all

17. What percentage of teachers use ICT tools such as LCD projector, multimedia etc, while teaching

4 - Above 90% 3 - 70 to 80% 2 - 50 to 69% 1 - 30 to 49% 0 - Below 29%

18. Rate how your grievances are redressed when complained box is used

4 - Above 90% 3 - 70 to 80% 2 - 50 to 69% 1 - 30 to 49% 0 - Below 29%

19. The overall impression about your institution as the student

Strongly agree 3 - Agree 2 - Neutral 1 - Disagree 0 - Strongly disagree

20. Give two observations/suggestions to improve the overall teaching-learning experience in your institution

Your answer:

1. To provide women's Hostel provide to compound
2. To provide men's Hostel provide to compound.

GOVERNMENT DEGREE COLLEGE, BELLAMPALLY
STUDENT SATISFACTION SURVEY

- A) Please confirm this is the first and only time you answer this survey. Say YES or NO
- B) Name: M. Megharani
- C) College Name: _____
- D) Gender: Female Male Transgender
- E) What degree program are you pursuing now?
 Arts Commerce Science Professional Other

Instruction to fill the questionnaire

- All questions should be compulsorily attempted
- Each questions has five responses, choose the most appropriate one
- The response to the qualitative question no.21 is student's opportunity to give suggestions or improvements; she/he can also mention weaknesses of the institute here. (Kindly restrict your response to teaching learning process only)

Following are questions for student satisfaction survey on overall Institution Performance

1. How much you are satisfied with your educational experience at your institution
 4- 85 to 100% 3- 70 to 84% 2- 55 to 69% 1- 30 to 54% 0 - Below 30%
2. How well did the teachers prepare for the classes?
 4 - Thoroughly 3 - satisfactorily 2 - Poorly 1 - Indifferently 0- Won't teach at all
3. How well were the teachers able to communicate?
 4 - Always effective 3 - Sometimes effective 2 - Just satisfactorily Generally ineffective Very poor communication
4. Fairness of the internal evaluation process by the teachers
 4 - Always fair 3 - Usually fair 2 - Sometimes unfair 1 - Usually unfair 0 - Unfair
5. Was your performance in assignments discussed with you?
 4 - Every time 3 - Usually 2 - Occasionally/Sometimes 1 - Rarely - Never
6. The institute takes active interest in promoting internship, student exchange, field visit opportunities for students
 4 - Regularly 3 - Often 2 - Sometimes 1 - Rarely 0 - Not at all
7. The teaching and mentoring process in your institution facilitates you in cognitive, social and emotional growth
 4 - Significantly 3 - Very well 2 - Moderately 1 - Marginally 0 - Not at all
8. The institution provides multiple opportunities to learn and grow
 4 - Strongly agree 3 - Agree 2 - Neutral 1 - Disagree 0 - Strongly disagree
 4 - Every time 3 - Usually 2 - Occasionally/Sometimes 1 - Rarely 0- Never
9. Overall infrastructure Facilities at your institution
 4 - Excellent 3 - Very good 2 - Good 1 - Fair 0 - Poor
10. Classes and Laboratory facilities
 4 - Excellent 3 - Very good 2 - Good 1 - Fair 0 - Poor

11. Awareness programs of NSS UNIT
 4 - Excellent 3 - Very good 2 - Good 1 - Fair 0 - Poor
12. Toilets and washrooms
 4 - Excellent 3 - Very good 2 - Good 1 - Fair 0 - Poor
13. The institution makes efforts to engage students in the monitoring, review and continuous quality improvement of the teaching-learning process
 4 - Strongly agree 3 - Agree - Neutral 1 - Disagree 0 - Strongly disagree
14. The institute/teachers use student-centric methods, such as experiential learning, participative learning and problem solving methodologies for enhancing experiences
 4 - To a great extent 3 - Moderate 2 - Somewhat 1 - Very little 0 - Not at all
15. How you rate online teaching over all classroom teaching
 4 - Excellent 3 - Very good 2 - Good 1 - Fair 0 - Poor
16. Efforts are made by the institute/teachers to inculcate soft skills, life skills and employability skills to make you ready for the world of work
 4 - To a great extent 3 - Moderate 2 - Somewhat 1 - Very little 0 - Not at all
17. What percentage of teachers use ICT tools such as LCD projector, multimedia etc, while teaching
 4 - Above 90% 3 - 70 to 80% 2 - 50 to 69% 1 - 30 to 49% 0 - Below 29%
18. Rate how your grievances are redressed when complained box is used
 4 - Above 90% 3 - 70 to 80% 2 - 50 to 69% 1 - 30 to 49% 0 - Below 29%
19. The overall impression about your institution as the student
 Strongly agree 3 - Agree 2 - Neutral 1 - Disagree 0 - Strongly disagree
20. Give two observations/suggestions to improve the overall teaching-learning experience in your institution

Your answer:

1. Women's hostel

2. We want class rooms.

GOVERNMENT DEGREE COLLEGE, BELLAMPALLY
STUDENT SATISFACTION SURVEY

- A) Please confirm this is the first and only time you answer this survey. Say YES or NO
- B) Name: M. Harika
- C) College Name: Govt Degree college Bellampally
- D) Gender: Female Male Transgender
- E) What degree program are you pursuing now?
 Arts Commerce Science Professional Other

Instruction to fill the questionnaire

- All questions should be compulsorily attempted
- Each questions has five responses, choose the most appropriate one
- The response to the qualitative question no.21 is student's opportunity to give suggestions or improvements, she/he can also mention weaknesses of the institute here.
(Kindly restrict your response to teaching learning process only)

Following are questions for student satisfaction survey on overall Institution Performance

1. How much you are satisfied with your educational experience at your institution
 4- 85 to 100% 3- 70 to 84% 2- 55 to 69% 1- 30 to 54% 0 - Below 30%
2. How well did the teachers prepare for the classes?
 4 - Thoroughly 3 - satisfactorily 2 - Poorly 1 - Indifferently 0 - Won't teach at all
3. How well were the teachers able to communicate?
 4 - Always effective 3 - Sometimes effective 2 - Just satisfactorily
 Generally ineffective Very poor communication
4. Fairness of the internal evaluation process by the teachers
 4 - Always fair 3 - Usually fair 2 - Sometimes unfair 1 - Usually unfair 0 - Unfair
5. Was your performance in assignments discussed with you?
 4 - Every time 3 - Usually 2 - Occasionally/Sometimes 1 - Rarely 0 - Never
6. The institute takes active interest in promoting internship, student exchange, field visit opportunities for students
 4 - Regularly 3 - Often 2 - Sometimes 1 - Rarely 0 - Not at all
7. The teaching and mentoring process in your institution facilitates you in cognitive, social and emotional growth
 4 - Significantly 3 - Very well 2 - Moderately 1 - Marginally 0 - Not at all
8. The institution provides multiple opportunities to learn and grow
 4 - Strongly agree 3 - Agree 2 - Neutral 1 - Disagree 0 - Strongly disagree
 4 - Every time 3 - Usually 2 - Occasionally/Sometimes 1 - Rarely 0 - Never
9. Overall infrastructure Facilities at your institution
 4 - Excellent 3 - Very good 2 - Good 1 - Fair 0 - Poor
10. Classes and Laboratory facilities
 4 - Excellent 3 - Very good 2 - Good 1 - Fair 0 - Poor

11. Awareness programs of NSS UNIT

4 - Excellent 3 - Very good 2 - Good 1 - Fair 0 - Poor

12. Toilets and washrooms

4 - Excellent 3 - Very good 2 - Good 1 - Fair 0 - Poor

13. The institution makes efforts to engage students in the monitoring, review and continuous quality improvement of the teaching-learning process

4 - Strongly agree 3 - Agree - Neutral 1 - Disagree 0 - Strongly disagree

14. The institute/teachers use student-centric methods, such as experiential learning, participative learning and problem solving methodologies for enhancing experiences

4 - To a great extent 3 - Moderate 2 - Somewhat 1 - Very little 0 - Not at all

15. How you rate online teaching over all classroom teaching

4 - Excellent 3 - Very good 2 - Good 1 - Fair 0 - Poor

16. Efforts are made by the institute/teachers to inculcate soft skills, life skills and employability skills to make you ready for the world of work

4 - To a great extent 3 - Moderate 2 - Somewhat 1 - Very little 0 - Not at all

17. What percentage of teachers use ICT tools such as LCD projector, multimedia etc, while teaching

4 - Above 90% 3 - 70 to 80% 2 - 50 to 69% 1 - 30 to 49% 0 - Below 29%

18. Rate how your grievances are redressed when complained box is used

4 - Above 90% 3 - 70 to 80% 2 - 50 to 69% 1 - 30 to 49% 0 - Below 29%

19. The overall impression about your institution as the student

Strongly agree 3 - Agree 2 - Neutral 1 - Disagree 0 - Strongly disagree

20. Give two observations/suggestions to improve the overall teaching-learning experience in your institution

Your answer:

1. In our college shift systems of the classroom in our college they are classrooms are not active in the college

2. Transport system of women student

GOVERNMENT DEGREE COLLEGE, BELLAMPALLY
STUDENT SATISFACTION SURVEY

- A) Please confirm this is the first and only time you answer this survey. Say YES or NO
- B) Name: _____
- C) College Name: _____
- D) Gender: Female Male Transgender
- E) What degree program are you pursuing now?
 Arts Commerce Science Professional Other
-

Instruction to fill the questionnaire

- All questions should be compulsorily attempted
- Each questions has five responses, choose the most appropriate one
- The response to the qualitative question no.21 is student's opportunity to give suggestions or improvements; she/he can also mention weaknesses of the institute here.
(Kindly restrict your response to teaching learning process only)

Following are questions for student satisfaction survey on overall Institution Performance

1. How much you are satisfied with your educational experience at your institution
 4- 85 to 100% 3- 70 to 84% 2- 55 to 69% 1- 30 to 54% 0 – Below 30%
2. How well did the teachers prepare for the classes?
 4 – Thoroughly 3 – satisfactorily 2 - Poorly 1 – Indifferently 0- Won't teach at all
3. How well were the teachers able to communicate?
 4 – Always effective 3 – Sometimes effective 2 – Just satisfactorily
 Generally ineffective Very poor communication
4. Fairness of the internal evaluation process by the teachers
 4 - Always fair 3 – Usually fair 2 – Sometimes unfair 1 – Usually unfair 0 – Unfair
5. Was your performance in assignments discussed with you?
 4 - Every time 3 – Usually 2 – Occasionally/Sometimes 1- Rarely - Never
6. The institute takes active interest in promoting internship, student exchange, field visit opportunities for students
 4 – Regularly 3 – Often 2 – Sometimes 1 – Rarely 0 – Not at all
7. The teaching and mentoring process in your institution facilitates you in cognitive, social and emotional growth
 4 – Significantly 3 – Very well 2 - Moderately 1 – Marginally 0 – Not at all
8. The institution provides multiple opportunities to learn and grow
 4 – Strongly agree 3 – Agree 2 – Neutral 1 – Disagree 0 – Strongly disagree

 4 – Every time 3 – Usually 2 – Occasionally/Sometimes 1 – Rarely 0- Never
9. Overall infrastructure Facilities at your institution

 4 - Excellent 3 - Very good 2 – Good 1 – Fair 0 – Poor
10. Classes and Laboratory facilities

 4 - Excellent 3 - Very good 2 – Good 1 – Fair 0 – Poor

11. Awareness programs of NSS UNIT

4 - Excellent 3 - Very good 2 – Good 1 – Fair 0 – Poor

12 .Toilets and washrooms

4 - Excellent 3 - Very good 2 – Good 1 – Fair 0 – Poor

13. The institution makes efforts to engage students in the monitoring, review and continuous quality improvement of the teaching-learning process

4 – Strongly agree 3 – Agree - Neutral 1 – Disagree 0 – Strongly disagree

14. The institute/teachers use student-centric methods, such as experiential learning, participative learning and problem solving methodologies for enhancing experiences

4- To a great extent 3 – Moderate 2 – Somewhat 1 – Very little 0 – Not at all

15. How you rate online teaching over all classroom teaching

4 - Excellent 3 - Very good 2 – Good 1 – Fair 0 – Poor

16. Efforts are made by the institute/teachers to inculcate soft skills, life skills and employability skills to make you ready for the world of work

4 – To a great extent 3 – Moderate 2 – Somewhat 1 – Very little 0 – Not at all

17. What percentage of teachers use ICT tools such as LCD projector, multimedia etc, while teaching

4 – Above 90% 3 – 70 to 80% 2 – 50 to 69% 1 – 30 to 49% 0 – Below 29%

18. Rate how your grievances are redressed when complained box is used

4 – Above 90% 3 – 70 to 80% 2 – 50 to 69% 1 – 30 to 49% 0 – Below 29%

19.The overall impression about your institution as the student

Strongly agree 3 – Agree 2 – Neutral 1 – Disagree 0 – Strongly disagree

20. Give two observations/suggestions to improve the overall teaching-learning experience in your institution

Your answer:

1.

2.

