



GOVERNMENT DEGREE COLLEGE, KODANGAL.
ANALYSIS OF ALUMNI FEED-BACK REPORT
Academic Year 2017 - 2018


SNO	PARAMETERS	PERFORMANCE										TOTAL	
		I		II		III		IV		V		SCORE	%
		SCORE	%	SCORE	%	SCORE	%	SCORE	%	SCORE	%		
1	Do you feel proud to be associated with GDC as an Alumni?	07	70%	03	30%	—	—	—	—	—	—	10	100%
2	Will you contribute to the development of the college?	02	20%	08	80%	—	—	—	—	—	—	10	100%
3	Were your grievances and any other problems properly settled / solved at the college student/alumni	06	60%	04	40%	—	—	—	—	—	—	10	100%
4	Have you obtained sufficient subject knowledge (both in theory and practice) at GDC-Kodangal	07	70%	03	30%	—	—	—	—	—	—	10	100%
5	Is the education imparted at GDC Kodangal useful and relevant in your present job?	06	60%	04	40%	—	—	—	—	—	—	10	100%
6	Were the HOD's & Faculties cooperative?	08	80%	02	20%	—	—	—	—	—	—	10	100%


Principal
Govt. Degree College
Kodangal, Dist. Vaynada



GOVERNMENT DEGREE COLLEGE, KODANGAL.
ANALYSIS OF ALUMNI FEED-BACK REPORT
Academic Year 2018 - 2019

SNO	PARAMETERS	PERFORMANCE										TOTAL	
		I		II		III		IV		V		SCORE	%
		SCORE	%	SCORE	%	SCORE	%	SCORE	%	SCORE	%		
1	Do you feel proud to be associated with GDC as an Alumni?	07	70	02	30	-	-	-	-	-	-	10	100%
2	Will you contribute to the development of the college?	09	90	01	10	-	-	-	-	-	-	10	100%
3	Were your grievances and any other problems properly settled / solved at the college student/alumni	06	60	04	40	-	-	-	-	-	-	10	100%
4	Have you obtained sufficient subject knowledge (both in theory and practice) at GDC-Kodangal	06	60	03	30	01	10	-	-	-	-	10	100%
5	Is the education imparted at GDC Kodangal useful and relevant in your present job?	07	70	03	30	-	-	-	-	-	-	10	100%
6	Were the HOD's & Faculties cooperative?	08	80	01	10	01	10	-	-	-	-	10	100%


Principal
 Govt Degree College
 Kodangal, Dist. Vaynampal



GOVERNMENT DEGREE COLLEGE, KODANGAL.
ANALYSIS OF ALUMNI FEED BACK REPORT
 Academic Year 2019 - 2020

SNO	PARAMETERS	PERFORMANCE										TOTAL	
		I		II		III		IV		V		SCORE	%
		SCORE	%	SCORE	%	SCORE	%	SCORE	%	SCORE	%	SCORE	%
1	Do you feel proud to be associated with GDC as an Alumni?	10	100%	-	-	-	-	-	-	-	-	10	100%
2	Will you contribute to the development of the college?	10	100%	-	-	-	-	-	-	-	-	10	100%
3	Were your grievances and any other problems properly settled / solved at the college student/alumni	10	100%	-	-	-	-	-	-	-	-	10	100%
4	Have you obtained sufficient subject knowledge (both in theory and practice) at GDC-Kodangal	07	70%	03	30%	-	-	-	-	-	-	10	100%
5	Is the education imparted at GDC Kodangal useful and relevant in your present job?	02	20%	08	80%	-	-	-	-	-	-	10	100%
6	Were the HOD's & Faculties cooperative?	00	0%	09	90%	-	-	-	-	-	-	10	100%

Principal
 Govt Degree College
 Kodangal, Dist. Vriddhachalam



GOVERNMENT DEGREE COLLEGE, KODANGAL.
ANALYSIS OF ALUMNI FEED-BACK REPORT
Academic Year 2020 - 2021


SNO	PARAMETERS	PERFORMANCE										TOTAL	
		I		II		III		IV		V		SCORE	%
		SCORE	%	SCORE	%	SCORE	%	SCORE	%	SCORE	%		
1	Do you feel proud to be associated with GDC as an Alumni?	9	90	1	10	-	-	-	-	-	-	10	100
2	Will you contribute to the development of the college?	7	70	3	30	-	-	-	-	-	-	10	100
3	Were your grievances and any other problems properly settled / solved at the college student/alumni	5	50	5	50	-	-	-	-	-	-	10	100
4	Have you obtained sufficient subject knowledge (both in theory and practice) at GDC-Kodangal	4	40	6	60	-	-	-	-	-	-	10	100
5	Is the education imparted at GDC Kodangal useful and relevant in your present job?	5	50	5	50	-	-	-	-	-	-	10	100
6	Were the HOD's & Faculties cooperative?	6	60	4	40	-	-	-	-	-	-	10	100


Principal
Govt Degree College
Kodangal, Dist. Vikarabad



GOVERNMENT DEGREE COLLEGE, KODANGAL.
ANALYSIS OF ALUMNI FEED-BACK REPORT
Academic Year 2021-2022

SNO	PARAMETERS	PERFORMANCE										TOTAL	
		I		II		III		IV		V		SCORE	%
		SCORE	%	SCORE	%	SCORE	%	SCORE	%	SCORE	%		
1	Do you feel proud to be associated with GDC as an Alumni?	5	50	5	50	-	-	-	-	-	-	10	100
2	Will you contribute to the development of the college?	5	50	5	50	-	-	-	-	-	-	10	100
3	Were your grievances and any other problems properly settled / solved at the college student/alumni	5	50	5	50	-	-	-	-	-	-	10	100
4	Have you obtained sufficient subject knowledge (both in theory and practice) at GDC-Kodangal	5	50	5	50	-	-	-	-	-	-	10	100
5	Is the education imparted at GDC Kodangal useful and relevant in your present job?	5	50	5	50	-	-	-	-	-	-	10	100
6	Were the HOD's & Faculties cooperative?	5	50	5	50	-	-	-	-	-	-	10	100



Principal
Govt. Degree College
Kodangal, Dist. Vinnakota



GOVERNMENT DEGREE COLLEGE, KODANGAL.
ANALYSIS OF PARENT'S FEED BACK REPORT
Academic Year 2017 - 2018

I-EXCELLENT, II- VERY GOOD, III- GOOD, IV- AVERAGE, V- POOR

SNO	PARAMETERS	PERFORMANCE										TOTAL	
		I		II		III		IV		V		SCORE	%
		SCORE	%	SCORE	%	SCORE	%	SCORE	%	SCORE	%		
1	How is the atmosphere of the college with respect to the facilities provided to your wards?	19	63.3	09	30	02	6.6	-	-	-	-	30	100%
2	Do you think that the college environment is conducive for the all-round development of your ward?	12	40	09	30	09	30	-	-	-	-	30	100
3	Is your ward satisfied with the college facilities?	14	46.6	09	30	07	23.3	-	-	-	-	30	100
4	Is your ward given enough exposure as far as career orientation is concerned?	09	30	09	30	12	40	-	-	-	-	30	100
5	Is the environment of the college congenial for the students to discuss their problems?	13	43.3	15	50	02	6.6	-	-	-	-	30	100
6	Are the Authorities easily approachable regarding any queries?	12	40	13	43.3	05	16.6	-	-	-	-	30	100
7	Are you satisfied with the communication at the college end regarding the regular performance of your ward?	14	46.6	10	33.3	06	20	-	-	-	-	30	100
8	Are you satisfied with the nature of interaction with principal and faculty of the institution and the frequency?	15	50	13	43.3	02	6.6	-	-	-	-	30	100


Principal
 Govt. Degree College
 Kodangal, Dist. Vayaluduru



GOVERNMENT DEGREE COLLEGE, KODANGAL.
ANALYSIS OF PARENT'S FEED BACK REPORT
 Academic Year 2018 - 2019

I-EXCELLENT, II- VERY GOOD, III- GOOD, IV- AVERAGE, V- POOR

SNO	PARAMETERS	PERFORMANCE										TOTAL	
		I		II		III		IV		V		SCORE	%
		SCORE	%	SCORE	%	SCORE	%	SCORE	%	SCORE	%		
1	How is the atmosphere of the college with respect to the facilities provided to your wards?	16	53	9	30	05	07	-	-	-	-	30	100
2	Do you think that the college environment is conducive for the all-round development of your ward?	8	27	13	43	09	30	-	-	-	-	30	100
3	Is your ward satisfied with the college facilities?	12	40	07	23	11	37	-	-	-	-	30	100
4	Is your ward given enough exposure as far as career orientation is concerned?	16	53	03	10	11	37	-	-	-	-	30	100
5	Is the environment of the college congenial for the students to discuss their problems?	13	43	14	47	03	10	-	-	-	-	30	100
6	Are the Authorities easily approachable regarding any queries?	11	37	15	50	04	13	-	-	-	-	30	100
7	Are you satisfied with the communication at the college end regarding the regular performance of your ward?	14	47	12	40	04	13	-	-	-	-	30	100
8	Are you satisfied with the nature of interaction with principal and faculty of the institution and the frequency?	8	27	20	67	02	06	-	-	-	-	30	100

Principal
 Government Degree College
 Kodangal
 15/11/19



GOVERNMENT DEGREE COLLEGE, KODANGAL.
ANALYSIS OF PARENT'S FEED BACK REPORT
Academic Year 2017 - 2020

I-EXCELLENT, II- VERY GOOD, III- GOOD, IV- AVERAGE, V- POOR

SNO	PARAMETERS	PERFORMANCE										TOTAL	
		I		II		III		IV		V		SCORE	%
		SCORE	%	SCORE	%	SCORE	%	SCORE	%	SCORE	%		
1	How is the atmosphere of the college with respect to the facilities provided to your wards?	20	66	13	43	01	05	-	-	-	-	30	100
2	Do you think that the college environment is conducive for the all-round development of your ward?	18	43	13	43	08	26	-	-	-	-	30	100
3	Is your ward satisfied with the college facilities?	12	40	10	33	12	40	-	-	-	-	30	100
4	Is your ward given enough exposure as far as career orientation is concerned?	11	36	11	36	12	40	-	-	-	-	30	100
5	Is the environment of the college congenial for the students to discuss their problems?	15	50	14	46	05	16	-	-	-	-	30	100
6	Are the Authorities easily approachable regarding any queries?	12	40	20	66	02	06	-	-	-	-	30	100
7	Are you satisfied with the communication at the college end regarding the regular performance of your ward?	16	53	18	60	-	-	-	-	-	-	30	100
8	Are you satisfied with the nature of interaction with principal and faculty of the institution and the frequency?	19	63	15	50	-	-	-	-	-	-	30	100



Principal
 Govt. Degree College
 Kodangal, Dist. Varkala



GOVERNMENT DEGREE COLLEGE, KODANGAL.
ANALYSIS OF PARENT'S FEED BACK REPORT
 Academic Year 2020-2021

I-EXCELLENT, II-VERY GOOD, III- GOOD, IV- AVERAGE, V- POOR

SNO	PARAMETERS	PERFORMANCE										TOTAL	
		I		II		III		IV		V		SCORE	%
		SCORE	%	SCORE	%	SCORE	%	SCORE	%	SCORE	%		
1	How is the atmosphere of the college with respect to the facilities provided to your wards?	16	53	11	37	03	10	-	-	-	-	30	100
2	Do you think that the college environment is conducive for the all-round development of your ward?	10	33	09	30	11	37	-	-	-	-	30	100
3	Is your ward satisfied with the college facilities?	16	53	04	13	10	33	-	-	-	-	30	100
4	Is your ward given enough exposure as far as career orientation is concerned?	11	37	13	43	06	20	-	-	-	-	30	100
5	Is the environment of the college congenial for the students to discuss their problems?	11	37	13	43	06	20	-	-	-	-	30	100
6	Are the Authorities easily approachable regarding any queries?	10	33	17	57	03	10	-	-	-	-	30	100
7	Are you satisfied with the communication at the college end regarding the regular performance of your ward?	13	43	15	50	02	07	-	-	-	-	30	100
8	Are you satisfied with the nature of interaction with principal and faculty of the institution and the frequency?	14	47	16	53	0	-	-	-	-	-	30	100


 Principal
 Govt. Degree College
 Kodangal, Dist. Vengaloor



GOVERNMENT DEGREE COLLEGE, KODANGAL.
ANALYSIS OF PARENT'S FEED BACK REPORT
 Academic Year 2021 - 2022

I-EXCELLENT, II- VERY GOOD, III- GOOD, IV- AVERAGE, V- POOR

SNO	PARAMETERS	PERFORMANCE										TOTAL	
		I		II		III		IV		V		SCORE	%
		SCORE	%	SCORE	%	SCORE	%	SCORE	%	SCORE	%		
1	How is the atmosphere of the college with respect to the facilities provided to your wards?	20	66.7	08	26.7	02	6.7	-	-	-	-	30	100
2	Do you think that the college environment is conducive for the all-round development of your ward?	12	40	09	30	09	30	-	-	-	-	30	100
3	Is your ward satisfied with the college facilities?	10	33.3	10	33.3	10	33.3	-	-	-	-	30	100
4	Is your ward given enough exposure as far as career orientation is concerned?	17	56.7	03	10	10	33.3	-	-	-	-	30	100
5	Is the environment of the college congenial for the students to discuss their problems?	11	36.7	14	46.7	05	16.6	-	-	-	-	30	100
6	Are the Authorities easily approachable regarding any queries?	13	43.4	15	50	02	6.7	-	-	-	-	30	100
7	Are you satisfied with the communication at the college end regarding the regular performance of your ward?	10	33.3	17	56.7	03	10	-	-	-	-	30	100
8	Are you satisfied with the nature of interaction with principal and faculty of the institution and the frequency?	13	43.4	17	56.7	03	10	-	-	-	-	30	100

Principal
 Govt. Degree College
 Kodangal, Dist. Varkala



GOVERNMENT DEGREE COLLEGE, KODANGAL.
ANALYSIS OF TEACHERS FEED BACK REPORT
Academic Year 2017 - 2018

Total number of faculty: 12

SNO	PARAMETERS	PERFORMANCE										TOTAL	
		I		II		III		IV		V		SCORE	%
		SCORE	%	SCORE	%	SCORE	%	SCORE	%	SCORE	%		
1	The Course structure is in line with programme outcomes in general and programme specific outcomes in particular.	16	66.6	05	20.8	03	12.5	-	-	-	-	24	100%
2	The Course content is relevant to course out comes	16	66.6	06	25	02	8.3	-	-	-	-	24	100%
3	The course content matches the needs of all levels of learners	14	58.3	10	41.6	-	-	-	-	-	-	24	100%
4	It is comfortable to adopt new pedagogical teaching techniques in the stipulated time period as planned for curriculum transaction	15	62.5	07	29.1	02	8.3	-	-	-	-	24	100%
5	The College facilitates ICT based teaching	10	41.6	10	41.6	04	16	-	-	-	-	24	100%
6	Internal assessment is beneficial and enhances learning levels of students	16	66.6	05	20.8	03	12.5	-	-	-	-	24	100%
7	Evaluation of semester and examinations is fair and the variation with internal assessment is well within the acceptable limits	16	66.6	06	25	02	8.3	-	-	-	-	24	100%
8	Are you satisfied with the curriculum of the course / in the college	11	45.8	11	45.8	02	8.3	-	-	-	-	24	100%
9	Is the curriculum helpful in finding employment?	12	50	10	41.6	02	8.3	-	-	-	-	24	100%
10	Is the curriculum conducive to help you groom yourself to your satisfaction?	13	54.1	08	33.3	03	12.5	-	-	-	-	24	100%
11	Is the curriculum addressing the needs of society?	08	33.3	13	54.1	03	12.5	-	-	-	-	24	100%
12	Has the curriculum incorporated the latest development in it?	14	58.3	09	37.5	01	4.1	-	-	-	-	24	100%



GOVERNMENT DEGREE COLLEGE, KODANGAL.
ANALYSIS OF TEACHERS FEED BACK REPORT
Academic Year 2018-2019

Total number of faculty: 14

SNO	PARAMETERS	PERFORMANCE										TOTAL	
		I		II		III		IV		V		SCORE	%
		SCORE	%	SCORE	%	SCORE	%	SCORE	%	SCORE	%		
1	The Course structure is in line with programme outcomes in general and programme specific outcomes in particular.	19	67.8	07	25	02	7.14	-	-	-	-	28	100%
2	The Course content is relevant to course out comes	13	46.4	09	32.1	06	21.4	-	-	-	-	28	100%
3	The course content matches the needs of all levels of learners	15	53.5	10	35.7	03	10.7	-	-	-	-	28	100%
4	It is comfortable to adopt new pedagogical teaching techniques in the stipulated time period as planned for curriculum transaction	12	42.8	12	42.8	04	14.2	-	-	-	-	28	100%
5	The College facilitates ICT based teaching	12	42.8	13	46.4	03	10.7	-	-	-	-	28	100%
6	Internal assessment is beneficial and enhances learning levels of students	16	57.1	05	17.8	07	25	-	-	-	-	28	100%
7	Evaluation of semester and examinations is fair and the variation with internal assessment is well within the acceptable limits	15	53.5	12	42.8	01	3.5	-	-	-	-	28	100%
8	Are you satisfied with the curriculum of the course / in the college	13	46.4	11	39.2	04	14.2	-	-	-	-	28	100%
9	Is the curriculum helpful in finding employment?	17	60.7	08	28.5	03	10.7	-	-	-	-	28	100%
10	Is the curriculum conducive to help you groom yourself to your satisfaction?	09	32.1	13	46.4	06	21.4	-	-	-	-	28	100%
11	Is the curriculum addressing the needs of society?	13	46.4	11	39.2	04	14.2	-	-	-	-	28	100%
12	Has the curriculum incorporated the latest development in it?	16	57.1	09	32.1	03	10.7	-	-	-	-	28	100%



GOVERNMENT DEGREE COLLEGE, KODANGAL.
ANALYSIS OF TEACHERS FEED BACK REPORT
Academic Year 2019 - 2020

Total number of faculty: 12

I-EXCELLENT, II- VERY GOOD, III- GOOD, IV- AVERAGE, V- POOR

SNO	PARAMETERS	PERFORMANCE										TOTAL	
		I		II		III		IV		V		SCORE	%
		SCORE	%	SCORE	%	SCORE	%	SCORE	%	SCORE	%		
1	The Course structure is in line with programme outcomes in general and programme specific outcomes in particular.	16	66.6%	07	29.1%	01	4.1%					24	100%
2	The Course content is relevant to course out comes	10	41.6%	12	50%	02	8.3%					24	100%
3	The course content matches the needs of all levels of learners	15	62.5%	08	33.3%	01	4.1%					24	100%
4	It is comfortable to adopt new pedagogical teaching techniques in the stipulated time period as planned for curriculum transaction	15	62.5%	08	33.3%	01	4.1%					24	100%
5	The College facilitates ICT based teaching	13	54.1%	11	45.8%	-	-					24	100%
6	Internal assessment is beneficial and enhances learning levels of students	15	62.5%	06	25%	03	12.5%					24	100%
7	Evaluation of semester and examinations is fair and the variation with internal assessment is well within the acceptable limits	13	54.1%	10	41.6%	01	4.1%					24	100%
8	Are you satisfied with the curriculum of the course / in the college	13	54.1%	09	37.5%	02	8.3%					24	100%
9	Is the curriculum helpful in finding employment?	18	75%	04	16.6%	02	8.3%					24	100%
10	Is the curriculum conducive to help you groom yourself to your satisfaction?	11	45.8%	12	50%	01	4.1%					24	100%
11	Is the curriculum addressing the needs of society?	13	54.1%	10	41.6%	01	4.1%					24	100%
12	Has the curriculum incorporated the latest development in it?	18	75%	06	25%	-	-					24	100%

(Handwritten signature)



GOVERNMENT DEGREE COLLEGE, KODANGAL.
ANALYSIS OF TEACHERS FEED BACK REPORT
Academic Year 2020-2021

Total number of faculty: 14

SNO	PARAMETERS	PERFORMANCE										TOTAL	
		I		II		III		IV		V		SCORE	%
		SCORE	%	SCORE	%	SCORE	%	SCORE	%	SCORE	%		
1	The Course structure is in line with programme outcomes in general and programme specific outcomes in particular.	22	78.5	05	17.8	01	3.5	-	-	-	-	28	99.8%
2	The Course content is relevant to course out comes	22	78.5	04	14.2	02	7.1	-	-	-	-	28	99.8%
3	The course content matches the needs of all levels of learners	17	60.7	09	32.1	02	7.1	-	-	-	-	28	99.9%
4	It is comfortable to adopt new pedagogical teaching techniques in the stipulated time period as planned for curriculum transaction	14	50.0	11	39.2	03	10.7	-	-	-	-	28	99.9%
5	The College facilitates ICT based teaching	13	46.4	09	32.1	06	21.4	-	-	-	-	28	99.9%
6	Internal assessment is beneficial and enhances learning levels of students	18	64.2	09	32.1	01	3.5	-	-	-	-	28	99.9%
7	Evaluation of semester and examinations is fair and the variation with internal assessment is well within the acceptable limits	20	71.4	08	28.5	-	-	-	-	-	-	28	99.9%
8	Are you satisfied with the curriculum of the course / in the college	19	67.8	06	21.4	03	10.7	-	-	-	-	28	99.9%
9	Is the curriculum helpful in finding employment?	14	50.0	10	35.7	04	14.2	-	-	-	-	28	99.9%
10	Is the curriculum conducive to help you groom yourself to your satisfaction?	13	46.4	12	42.8	03	10.7	-	-	-	-	28	99.9%
11	Is the curriculum addressing the needs of society?	15	53.5	10	35.7	03	10.7	-	-	-	-	28	99.9%
12	Has the curriculum incorporated the latest development in it?	20	71.4	06	21.4	02	7.1	-	-	-	-	28	99.9%

Principal
 Govt Degree College
 Kodangal Dist. Vikarabad



GOVERNMENT DEGREE COLLEGE, KODANGAL.
ANALYSIS OF TEACHERS FEED BACK REPORT
Academic Year 2021 - 20 22 .

Total number of faculty: 16

SNO	PARAMETERS	PERFORMANCE										TOTAL	
		I		II		III		IV		V		SCORE	%
		SCORE	%	SCORE	%	SCORE	%	SCORE	%	SCORE	%		
1	The Course structure is in line with programme outcomes in general and programme specific outcomes in particular.	19	59.37	09	28.12	04	12.5	-	-	-	-	32	100
2	The Course content is relevant to course out comes	22	68.75	05	15.62	04	12.5	01	3.12	-	-	32	100
3	The course content matches the needs of all levels of learners	18	56.25	11	34.37	02	6.25	01	3.12	-	-	32	100
4	It is comfortable to adopt new pedagogical teaching techniques in the stipulated time period as planned for curriculum transaction	15	46.87	12	37.5	04	12.5	01	3.12	-	-	32	100
5	The College facilitates ICT based teaching	14	43.75	14	43.75	03	9.37	01	3.12	-	-	32	100
6	Internal assessment is beneficial and enhances learning levels of students	20	62.5	10	31.25	02	6.25	-	-	-	-	32	100
7	Evaluation of semester and examinations is fair and the variation with internal assessment is well within the acceptable limits	20	62.5	10	31.25	04	12.5	-	-	-	-	32	100
8	Are you satisfied with the curriculum of the course /in the college	17	52.17	11	34.37	03	9.37	01	3.12	-	-	32	100
9	Is the curriculum helpful in finding employment?	19	59.37	09	28.12	02	6.25	02	6.25	-	-	32	100
10	Is the curriculum conducive to help you groom yourself to your satisfaction?	19	59.37	09	28.12	01	3.12	03	9.37	-	-	32	100
11	Is the curriculum addressing the needs of society?	12	37.5	15	46.87	03	9.37	02	6.25	-	-	32	100
12	Has the curriculum incorporated the latest development in it?	17	52.12	11	34.37	02	6.25	02	6.25	-	-	32	100