



Government Degree College, Mahabubabad


ESTD: 1984

Affiliated to Kakatiya University

Accredited by NAAC & ISO 9001:2015 Certified

(Mahabubabad, Mahabubabad (Dist.), Telangana-506101).

Website: <https://gdcts.cgg.gov.in/mahabubabad.edu> e-Mail: wgl.jkc.mbad@gmail.com



STUDENT FEE DBACK ON THE TEACHER'S ANALYSIS 2016-17

Feedback has been collected manually from the students on teacher performance in the month of March 2017 to make teaching learning process more effective and meet the needs of the students in all aspects.

Feedback forms on teacher performance with reference to various aspects listed in the form that enclosed here. Opinion has been taken on Likert's five point rating scale: 1—Poor –2 points 2--- average—four points. 3---good –six points, 4—very good –eight points, 5---excellent—10 points.

Table 1: Teacher-wise Overall Student Feedback Analysis for the Academic Year: 2016-17

Sl. No	Name of the Lecturer	Department	Total No of Forms	Total Questions	Obtained status in %					Overall Status
					Poor	Average	Good	Very Good	Excellent	
01	DR.G.Sudhakar	English	30	600	0	0	0	0	100%	Excellent
02	S.Odelu Kumar	English	30	600	1.16	2.33	8.33	16	72.16%	Excellent
03	Dr.S.Khalandar Basha	Hindi	36	720	0	1%	9%	40%	50%	Excellent
04	Dr.R.Seetha Rama Rao	Telugu	30	600	2%	1%	4%	21%	60%	Excellent
05	B.Kasturi Bai	Economics	30	600	0	0	1.5%	12%	86.5%	Excellent
06	N.Ranga Reddy	Commerce	40	800	0	0	6%	32%	62%	Excellent
07	R.Ravi	Assistant Prof. Commerce	20	400	-	-	10.25 %	40%	50%	Very Good
08	Dr.B.Vishnu Kumar	Commerce	29	580	3%	6%	18%	37%	33%	Very Good
09	S.Ganapathi Rao	History	34	680	-	1%	15%	46%	38%	Very Good
10	Ch.Prabhakar	Maths	36	720	0	1%	9%	40%	50%	Excellent
11	K.Venkateswarlu	Chemistry	26	520	0	0	3.4%	44%	53%	Excellent
12	P.Sharada	Chemistry	30	600	1.16	2.33	8.33	16	72.16%	Excellent
13	MA. Arif	Botany	13	260	0	2%	18%	33%	47%	Excellent



Government Degree College, Mahabubabad


ESTD: 1984

Affiliated to Kakatiya University

Accredited by NAAC & ISO 9001:2015 Certified

(Mahabubabad, Mahabubabad (Dist.), Telangana-506101).

Website: <https://gdcts.cgg.gov.in/mahabubabad.edu> e-Mail: wgl.jkc.mbad@gmail.com



14	Dr.M.Rambabu	Botany	10	200	0	0	6.5%	32%	61%	Excellent
15	Dr.M.Poornachandar Rao	Botany	10	200	0	0	4%	25%	71%	Excellent
16	Dr.V.Anil Kumar	Zoology	10	200	0	0	4.5%	40.5%	55%	Excellent
17	B.Venkateswarlu	Zoology	40	800	0	0	0	6%	94%	Excellent
18	V.Rajendar	Science	13	260	0	2%	18%	33%	47%	Excellent
19	Y.Satyanarayana Reddy	Physics	26	520	0	0	3.4%	44%	53%	Excellent

ACTION INITIATION

Staff meeting has been convened under the Chairmanship of the Principal to discuss on feedback analysis of the feedback teacher performance.

Principal, Vice-principal, academic coordinator and senior teachers of the research committee provided suggestions to all faculty members to strengthen teaching learning process.

- Appreciated the efforts made by all the departments who conducted students' centric activities, organised field trips and extension lectures.
- Emphasised on taking more initiatives to improve communication skills of the students. Advised to make use of digital classrooms and ICT tools.
- Advised to encourage students to make use of digital library and enlighten them on e-resources.
- Suggested to assign study projects.
- Advised to enlighten students on career prospects in concerned subjects.



Government Degree College, Mahabubabad


ESTD: 1984

Affiliated to Kakatiya University

Accredited by NAAC & ISO 9001:2015 Certified

(Mahabubabad, Mahabubabad (Dist.), Telangana-506101).

Website: <https://gdcts.cgg.gov.in/mahabubabad.edu> e-Mail: wgl.jkc.mbad@gmail.com



TEACHERS' FEEDBACK ANALYSIS-2016-17

Feedback has been collected from about 19 Teachers on Likert five-point scale ranging from Strongly Agree to Strongly Disagree for the academic year 2016-17 in the month of March 2017 and has been placed in the Table 1 below. The feedback so collected has been analyzed with the help of simple statistical tools in order to find out their opinion on curriculum, teaching – learning process and overall development of the college.

Table 1: Teachers' Feedback Analysis on Curriculum, Teaching, Learning and Evaluation of Teachers working in the College for the Academic Year 2016-17

S. NO	Curriculum, Teaching, Learning and Evaluation		1 SA	2 A	3 N	4 DA	5 SDA	Total
1	Syllabus is suitable to the course.	Freq	9	3	2	1	0	15
		%	60	20	13.33	6.7	0	100
2	Syllabus is need based.	Freq	10	2	1	2	0	15
		%	66.7	13.3	6.7	13.3	0	100
3	Aims and objectives of the syllabi are well defined and clear to teachers and students.	Freq	11	1	2	1	0	15
		%	73.3	6.7	13.3	6.7	0	100
4	Course content is followed by corresponding reference materials.	Freq	12	2	1	0	0	15
		%	80	13.3	6.7	0	0	100
5	Sufficient number of prescribed books are available in the Library.	Freq	13	1	1	0	0	15
		%	86.6	6.7	6.7	0	0	100
6	The course/syllabus has good balance between theory and application.	Freq	12	2	1	0	0	15
		%	80	13.3	6.7	0	0	100
7	The course/syllabus has made me interested in the subject area.	Freq	10	3	2	0	0	15
		%	66.7	20	13.3	0	0	100
8	The course/syllabus of this subject increased my knowledge and perspective in the subject area.	Freq	11	2	1	1	0	15
		%	73.3	13.3	6.7	6.7	0	100
9	The course/programme of studies carries sufficient number of optional papers.	Freq	12	1	2	0	0	15
		%	80	6.7	13.3	0	0	100
	The books prescribed/listed as reference materials are relevant, updated and appropriate.	Freq	12	1	1	1	0	15
		%	80	6.7	6.7	6.6	0	100
11	Infrastructural facilities, such as teacher's rooms/carrels, class rooms, reading rooms and toilets are available in the Department.	Freq	10	2	2	1	0	15
		%	66.7	13.3	13.3	6.7	0	100
12	Staff canteen is available at the faculty level.	Freq	10	3	2	0	0	100
		%	66.7	20	13.3	0	0	100
13	Tests and examinations are conducted well in time with proper coverage of all units in the syllabus.	Freq	13	1	1	0	0	15
		%	86.7	6.7	6.6	0	0	100
14	I have the freedom to propose, modify, suggest and incorporate new topics in the syllabus.	Freq	6	6	3	0	0	15



Government Degree College, Mahabubabad


ESTD: 1984

Affiliated to Kakatiya University

Accredited by NAAC & ISO 9001:2015 Certified

(Mahabubabad, Mahabubabad (Dist.), Telangana-506101).

Website: <https://gdcts.cgg.gov.in/mahabubabad.edu> e-Mail: wgl.jkc.mbad@gmail.com



		%	40	40	20	0	0	100
15	I have the freedom to adopt new techniques/strategies of teaching such as seminar presentations, group discussions and learners' participations.	Freq	10	2	2	1	0	15
		%	66.7	13.3	13.3	6.7	0	100
16	I have the freedom to adopt/adapt new techniques/strategies of testing and assessment of students.	Freq	12	3	0	0	0	15
		%	80	20	0	0	0	100
17	The environment in the department is conducive to teaching and research.	Freq	6	8	1	0	0	15
		%	40	53.3	6.7	0	0	100
18	The administration is teacher friendly.	Freq	7	7	1	0	0	15
		%	46.7	46.7	6.6	0	0	100
19	The College provides adequate and smooth support for projects and research facilities.	Freq	8	4	3	0	0	15
		%	53.3	26.7	20	0	0	100
20	The College provides adequate funding and support to faculty members for upgrading their skills and qualifications.	Freq	10	3	2	0	0	15
		%	66.7	20	13.3	0	0	100
Overall Opinion		Freq	204	57	31	8	0	300
		%	68	19	10.3	2.7	0	100



Government Degree College, Mahabubabad


ESTD: 1984

Affiliated to Kakatiya University

Accredited by NAAC & ISO 9001:2015 Certified

(Mahabubabad, Mahabubabad (Dist.), Telangana-506101).

Website: <https://gdcts.cgg.gov.in/mahabubabad.edu> e-Mail: wgl.jkc.mbad@gmail.com



PARENT FEEDBACK FORM 2016-17 ANALYSIS

Feedback has been collected from about 60 parents of the students on Likert five-point scale ranging from Excellent to Below Average for the academic year 2016-17 in the month of March, 2017 and has been placed in the Table 1 below. The feedback so collected has been analyzed with the help of simple statistical tools in order to find out gaps about teaching – learning process and overall development of the college.

Table 1: Parents Feedback Analysis for the Academic Year 2016-17

PARAMETERS		Excellent	Very Good	Good	Average	Below Average	Total
1. How is the atmosphere of the college with respect to the facilities given to your daughter?	Freq.	42	4	3	1	0	50
	%	84	8	6	2	0	100
2. Do you think that the college environment is conducive for the overall development of your daughter?	Freq.	40	7	2	1	0	50
	%	80	14	4	2	0	100
3. Is your daughter happy with the College facilities?	Freq.	45	3	2	0	0	50
	%	90	6	4	0	0	100
4. Is your daughter given enough exposure as far as career orientation is concerned?	Freq.	43	4	2	1	0	50
	%	84	8	4	2	0	100
5. Is the environment of the college helpful for the students to discuss their problems?	Freq.	43	5	1	1	0	50
	%	86	10	2	2	0	100
6. Are the authorities easily approachable regarding any queries?	Freq.	42	4	2	2	0	50
	%	84	8	4	4	0	100
7. Are you satisfied with the communication at the college end regarding the regular performance of your daughter?	Freq.	44	4	2	0	0	50
	%	88	8	4	0	0	100
Overall Opinion	Freq.	299	31	14	6	0	350
	%	85.43	8.86	4	1.71	0	100