



# Government Degree College, Mahabubabad


ESTD: 1984

Affiliated to Kakatiya University

Accredited by NAAC & ISO 9001:2015 Certified

(Mahabubabad, Mahabubabad (Dist.), Telangana-506101).

Website: <https://gdcts.cg.gov.in/mahabubabad.edu> e-Mail: [wgl.jkc.mbad@gmail.com](mailto:wgl.jkc.mbad@gmail.com)



## STUDENT FEEDBACK ON THE TEACHER'S ANALYSIS (2015-16)

Feedback has been collected manually from the students on teacher performance in the month of March 2016 to make teaching learning process more effective and meet the needs of the students in all aspects.

Feedback forms on teacher performance with reference aspects listed in the form that enclosed here. Opinion has been taken on Likert's five-point rating scale: 1--Poor –2 points 2-- average—four points. 3--good –six points, 4-- very good –eight points, 5--excellent—10 points.

Table 1: Teacher-wise Overall Student Feedback Analysis for the Academic Year: 2015-16

Sl. No	Name of the Lecturer	Department	Total No of Forms	Total Responses	Obtained status in %					Overall Status:
					Poor	Average	Good	Very Good	Excellent	
01	DR.G. Sudhakar	English	20	400	0	6	0	29	65	Excellent
02	S. Odelu Kumar	English	20	400	0	0.25	39	54.75	16	V. Good
03	Dr.S. Khalandar Basha	Hindi	20	400	0	3.25	24.50	42	30.25	V. Good
04	Dr. R. Seetha Rama Rao	Telugu	20	400	0	2.75	26	44	27.25	V. Good
05	B. Kasturi Bai	Economics	20	400	0	6.5	25.5	42.25	25.75	V. Good
06	N. Ranga Reddy	Commerce	20	400	0	2.75	24	46	27.25	Very Good
07	R.Ravi	Commerce	20	400	0	2.5	10	27.5	60	Excellent
08	Dr. B. Vishnu Kumar	Commerce	20	400	0	0.5	7.25	37.5	54.75	Excellent
09	S. Ganapathi Rao	History	20	400	0	0.25	6	42	51.75	Excellent
10	Ch. Prabhakar	Maths	20	400	0	0	10.75	46.75	42.5	V. Good
11	A.Sadanandam	Physics	20	400	0.25	3	19	35	42.75	Excellent
12	K. Venkateshwarlu	Chemistry	20	400	0	1	4.5	31.75	62.75	Excellent
13	MA. Arif	Botany	20	400	0	0.75	4	15.5	79.75	Excellent
14	Dr. M. Rambabu	Botany	20	400	0.75	4.75	11.75	32.25	50.5	Excellent
15	Dr.M. Poornachandar Rao	Botany	20	400	0	6.5	25.5	42.25	25.75	V. Good
16	V. Satyanarayana	Zoology	20	400	0	0.25	39	54.75	16	V. Good



# Government Degree College, Mahabubabad


ESTD: 1984

Affiliated to Kakatiya University

Accredited by NAAC & ISO 9001:2015 Certified

(Mahabubabad, Mahabubabad (Dist.), Telangana-506101).

Website: <https://gdcts.cgg.gov.in/mahabubabad.edu> e-Mail: [wgl.jkc.mbad@gmail.com](mailto:wgl.jkc.mbad@gmail.com)




17	Dr. V. Anil Kumar	Zoology	20	400	0	0.25	6	42	51.75	Excellent
18	G.Vijay	Computer Applications	20	400	0	1	4.5	31.75	62.75	Excellent
19	Md.Gulamrasool	Computer Science	20	400	0	6.5	25.5	42.25	25.75	V. Good
20	P.Devapriyudu	Pol. Science	20	400	0	2.5	10	27.5	60	Excellent

## ACTION INITIATION

IQAC conducted a Staff meeting under the Chairmanship of the beloved Principal Dr. T. Srinivas to discuss on student feedback analysis on the teacher performance.

Principal, Vice-principal, IQAC and Academic Coordinator and senior teachers of the research committee provided suggestions to all faculty members to strengthen teaching learning process.

- Appreciated the efforts made by all the departments who have conducted students' centric activities, organised field trips and extension lectures.
- Emphasised on taking more initiatives to improve communication skills of the students. Advised to make use of digital classroom and ICT tools.
- Encouraged all the staff and students to undertake JIGNASA Student Study Projects in more number to create interest on research among the students.
- Advised to encourage students to make use of digital library and enlighten them on e-resources.
- Suggested to assign study projects.
- Advised to enlighten students on career prospects in concerned subjects.
- Encouraged to send proposals for organising national seminars and workshops.
- Suggested to take more steps to increase the admissions in the year to come.



**TEACHERS' FEEDBACK ANALYSIS-2015-16**

Feedback has been collected from about 17 Teachers on Likert five-point scale ranging from Strongly Agree to Strongly Disagree for the academic year 2015-16 in the month of March 2016 and has been placed in the Table 1 below. The feedback so collected has been analyzed with the help of simple statistical tools to find out their opinion on curriculum, teaching – learning process and overall development of the college.

**Table 1: Teachers' Feedback Analysis on Curriculum, Teaching, Learning and Evaluation of Teachers working in the College for the Academic Year 2015-16**

S. NO	Curriculum, Teaching, Learning and Evaluation		1 SA	2 A	3 N	4 DA	5 SDA	Total
1	Syllabus is suitable to the course.	Freq	4	9	0	0	0	13
		%	30.77	69.23	0	0	0	100
2	Syllabus is need based.	Freq	10	3	0	0	0	13
		%	76.92	23.08	0	0	0	100
3	Aims and objectives of the syllabi are well defined and clear to teachers and students.	Freq	1	8	2	2	0	13
		%	7.69	61.54	15.38	15.38	0	100
4	Course content is followed by corresponding reference materials.	Freq	4	9	2	1	0	13
		%	30.77	46.15	15.38	7.69	0	100
5	Sufficient number of prescribed books are available in the library.	Freq	6	6	1	0	0	13
		%	46.15	46.15	7.69	0	0	100
6	The course/syllabus has good balance between theory and application.	Freq	1	8	4	0	0	13
		%	7.69	61.54	30.77	0	0	100
7	The course/syllabus has made me interested in the subject area.	Freq	3	9	1	0	0	13
		%	23.08	69.23	7.69	0	0	100
8	The course/syllabus of this subject increased my knowledge and perspective in the subject area.	Freq	3	9	1	0	0	13
		%	23.08	69.23	7.69	0	0	100
9	The course/programme of studies carries enough optional papers.	Freq	4	7	2	0	0	13
		%	30.77	53.85	15.38	0	0	100
10	The books prescribed/listed as reference materials are relevant, updated, and appropriate.	Freq	1	6	6	0	0	13
		%	7.69	46.15	46.15	0	0	100
11	Infrastructural facilities, such as teacher's rooms/carrels, classrooms, reading rooms and toilets are available in the Department.	Freq	8	4	1	0	0	13
		%	61.54	30.77	7.69	0	0	100
12	Staff canteen is available at the faculty level.	Freq	1	5	3	4	0	13
		%	7.69	38.46	23.08	30.77	0	100
13	Tests and examinations are conducted well in time with proper coverage of all units in the syllabus.	Freq	7	6	0	0	0	13
		%	53.85	6.15	0	0	0	100
14	I have the freedom to propose, modify, suggest, and incorporate new topics in the syllabus.	Freq	3	8	1	1	0	13



# Government Degree College, Mahabubabad

ESTD: 1984

Affiliated to Kakatiya University

Accredited by NAAC & ISO 9001:2015 Certified

(Mahabubabad, Mahabubabad (Dist.), Telangana-506101).

Website: <https://gdcts.cgg.gov.in/mahabubabad.edu> e-Mail: [wgl.jkc.mbad@gmail.com](mailto:wgl.jkc.mbad@gmail.com)



		%	23.08	61.54	7.69	7.69	0	100
15	I have the freedom to adopt new techniques/strategies of teaching such as seminar presentations, group discussions and learners' participations.	Freq	3	10	0	0	0	13
		%	23.08	76.72	0	0	0	100
16	I have the freedom to adopt/adapt new techniques/strategies of testing and assessment of students.	Freq	3	10	0	0	0	13
		%	23.08	76.72	0	0	0	100
17	The environment in the department is conducive to teaching and research.	Freq	4	7	2	0	0	13
		%	30.77	53.85	15.38	0	0	100
18	The administration is teacher friendly.	Freq	7	6	0	0	0	13
		%	53.85	46.15	0	0	0	100
19	The College provides adequate and smooth support for projects and research facilities.	Freq	2	8	3	0	0	13
		%	15.38	61.54	23.08	0	0	100
20	The College provides adequate funding and support to faculty members for upgrading their skills and qualifications.	Freq	2	11	0	0	0	13
		%	15.38	84.62	0	0	0	100
Overall Opinion		Freq	77	16	29	8	0	260
		%	29.67	56.15	11.15	3.08	0	100



**PARENT FEEDBACK FORM 2015-16 ANALYSIS**

Feedback has been collected from about 60 parents of the students on Likert five-point scale ranging from Excellent to Below Average for the academic year 2015-16 in the month of March, 2016 and has been placed in the Table 1 below. The feedback so collected has been analyzed with the help of simple statistical tools in order to find out gaps about teaching – learning process and overall development of the college.

**Table 1: Parents Feedback Analysis for the Academic Year 2015-16**

PARAMETERS		Excellent	Very Good	Good	Average	Below Average	Total
1. How is the atmosphere of the college with respect to the facilities given to your daughter?	Freq.	46	3	0	0	1	50
	%	92	6	0	0	2	100
2. Do you think that the college environment is conducive for the overall development of your daughter?	Freq.	18	32	0	0	0	50
	%	36	64	0	0	0	100
3. Is your daughter happy with the College facilities?	Freq.	24	15	11	0	0	50
	%	48	30	22	0	0	100
4. Is your daughter given enough exposure as far as career orientation is concerned?	Freq.	23	16	10	0	1	50
	%	46	32	20	0	2	100
5. Is the environment of the college helpful for the students to discuss their problems?	Freq.	23	19	8	0	0	50
	%	46	38	16	0	0	100
6. Are the authorities easily approachable regarding any queries?	Freq.	17	17	16	0	0	50
	%	34	34	32	0	0	100
7. Are you satisfied with the communication at	Freq.	26	17	7	0	0	50



# Government Degree College, Mahabubabad

ESTD: 1984

Affiliated to Kakatiya University

Accredited by NAAC & ISO 9001:2015 Certified

(Mahabubabad, Mahabubabad (Dist.), Telangana-506101).

Website: <https://gdcts.cgg.gov.in/mahabubabad.edu> e-Mail: [wgl.jkc.mbad@gmail.com](mailto:wgl.jkc.mbad@gmail.com)



the college end regarding the regular performance of your daughter?	%	52	34	14	0	0	100
<b>Overall Opinion</b>	<b>Freq.</b>	<b>177</b>	<b>119</b>	<b>52</b>	<b>0</b>	<b>2</b>	<b>350</b>
	<b>%</b>	<b>50.57</b>	<b>34</b>	<b>14.86</b>	<b>0</b>	<b>0.57</b>	<b>100</b>