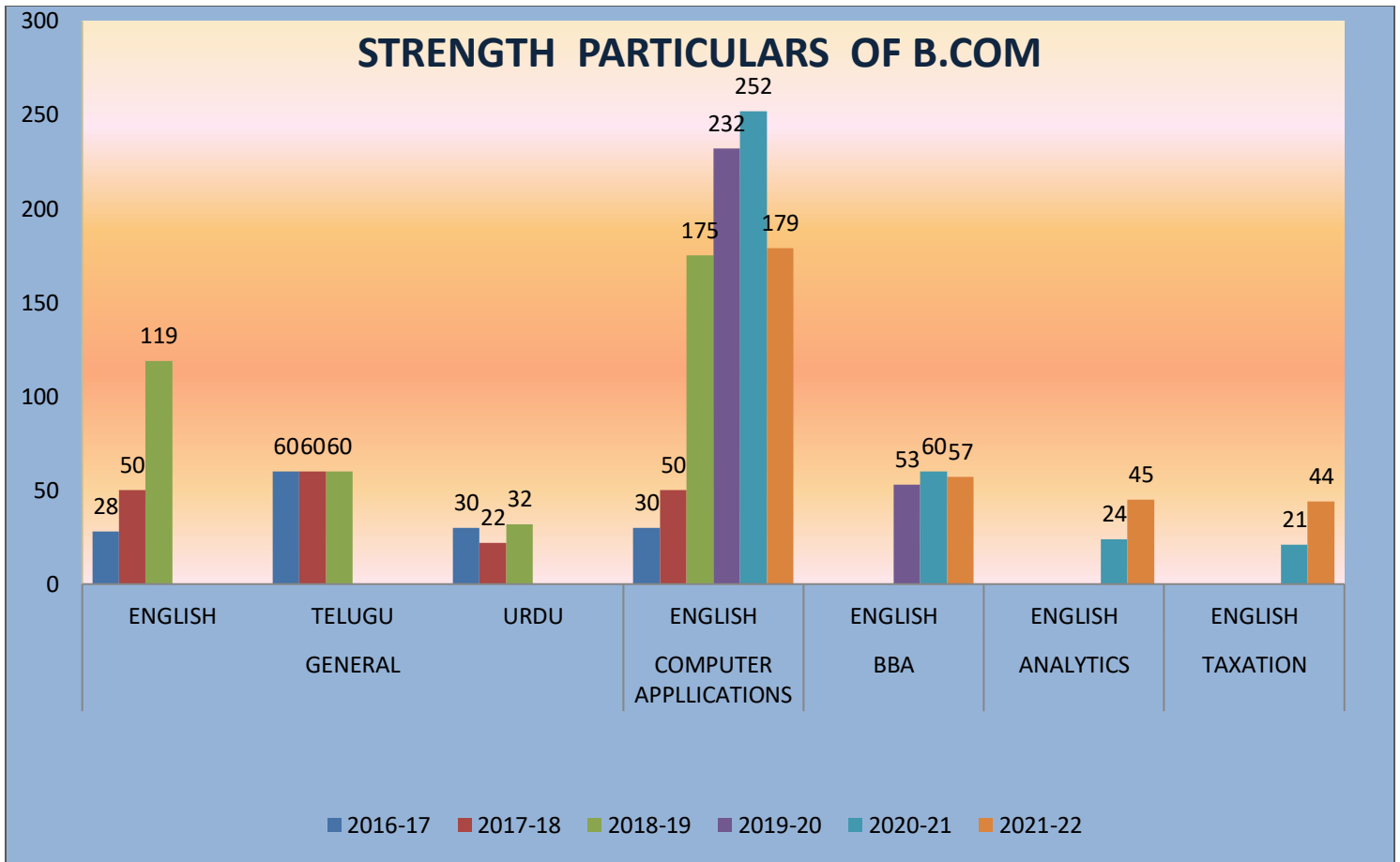


**GIRRAJ GOVERNMENT COLLEGE (A), NIZAMABAD**  
**DEPARTMENT OF COMMERCE & BUSINESS ADMINISTRATION**

**DEPARTMENT OF COMMERCE UG -STUDENTS STRENGTH PARTICULARS**

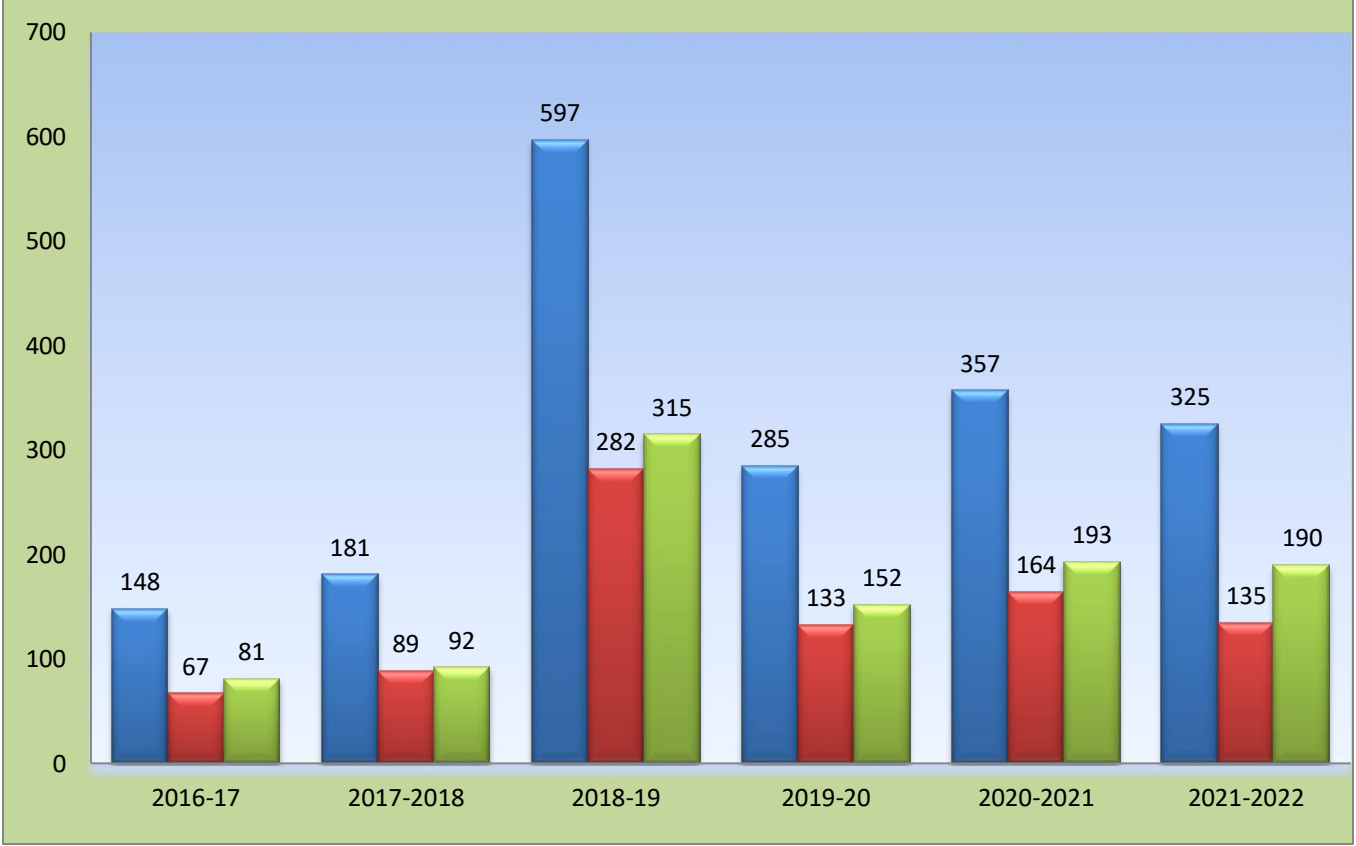
<b>COURSE</b>	<b>MEDIUM</b>	<b>2016-17</b>	<b>2017-18</b>	<b>2018-19</b>	<b>2019-20</b>	<b>2020-21</b>	<b>2021-22</b>
<b>GENERAL</b>	ENGLISH	28	50	119			
	TELUGU	60	60	60			
	URDU	30	22	32			
<b>COMPUTER APPLICATIONS</b>	ENGLISH	30	50	175	232	252	179
<b>BBA</b>	ENGLISH				53	60	57
<b>ANALYTICS</b>	ENGLISH					24	45
<b>TAXATION</b>	ENGLISH					21	44



### MALE-FEMALE RATIO OF COMMERCE STUDENTS DURING 2016-2022

YEAR	TOTAL	GENDER	
		FEMALE	MALE
2016-17	148	67	81
2017-2018	181	89	92
2018-19	597	282	315
2019-20	285	133	152
2020-2021	357	164	193
2021-2022	325	135	190

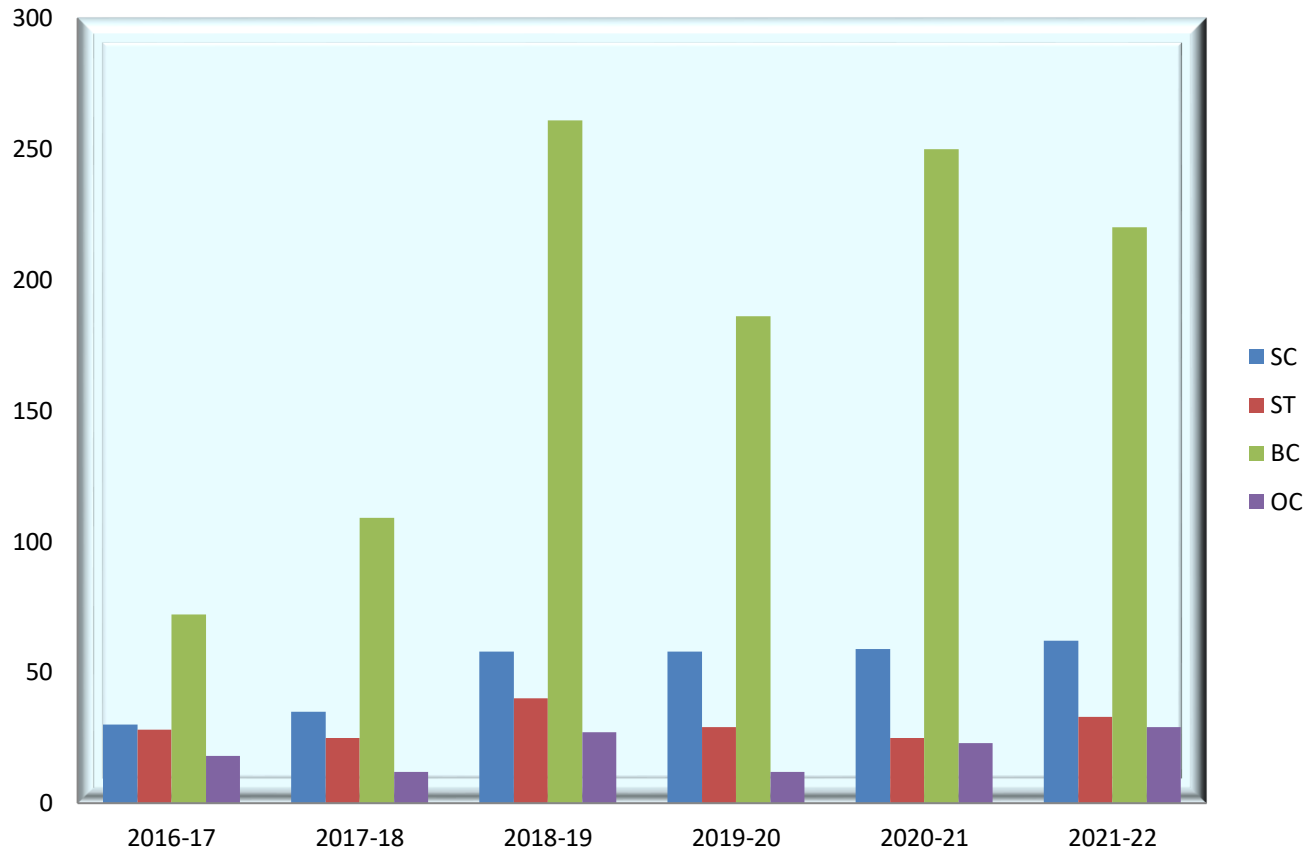
## MALE-FEMALE RATIO OF B.COM STUDENTS



## SOCIAL STATUS OF DEPARTMENT OF COMMERCE STUDENTS 2016-2022

GROUP	SC	ST	BC	OC
2016-17	30	28	72	18
2017-18	35	25	109	12
2018-19	58	40	261	27
2019-20	58	29	186	12
2020-21	59	25	250	23
2021-22	62	33	220	29

## SOCIAL STATUS OF B.COM STUDENTS



## M.Com

YEAR	ADMISSIONS
2016-17	34
2017-18	33
2018-19	40
2019-20	52
2020-21	57
2021-22	48

