



**MKR GOVERNMENT DEGREE COLLEGE
DEVARAKONDA
FEEDBACK ANALYSIS REPORT**

2018-19

Feedback is very crucial and integral element of teaching-learning process. The college has a continuous teaching -learning evaluation mechanism through a process of feedback collection and analysis as a part of IQAC. Feedback is obtained from all the stakeholders of the institution, viz. Students, Parents and alumni as well as the teachers. All the feedbacks are administered through a questionnaire. The questions range from curriculum design, delivery, methodology, evaluation, use of ICT and infrastructure. The students are not required to disclose their identity anywhere in the questionnaire. This way the students are free to express their correct perceptions without any inhibitions. The feedback thus obtained is studied and analyzed in order to identify if there are any lacunas. Suggestions for improvement are taken into consideration. Specific complaints shall be addressed. The teachers are personally counseled with regards to the feedback they receive. The IQAC of the institution ensures monitoring all the curricular and co-curricular aspects.

The feedback analysis report consists of

- Department wise feedback analysis on curriculum implementation and performance of the teacher given by students.
- Feedback Analysis on Curriculum by Students
- Feedback Analysis on Curriculum by Teachers
- Feedback Analysis on Curriculum by Parents
- Feedback Analysis on Curriculum by Alumni

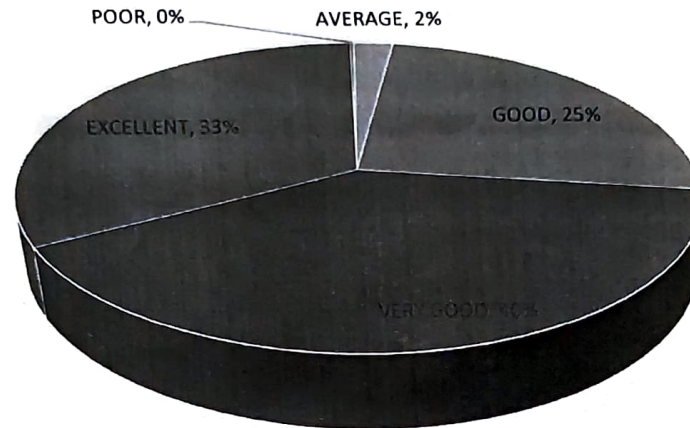
DEPARTMENT WISE FEEDBACK ANALYSIS

Feedback is collected from the students on curriculum delivery and performance of the teacher with reference to the 20 items. The opinion of the student is given on five-point rating scale. Percentage Analysis is used to analyze the data. Feedback is obtained from minimum 20 students of different classes from all the departments. A sample of 480 students from entire college is selected for collection of feedback. The following queries are included in the feedback form.

Sl.no	Query/Item
1	Efforts to effectively cover 100% Syllabus
2	The Interest generated in the students while teaching in the room
3	Clarity of expression while teaching the topic /lesson
4	Depth of Subject Content explained
5	Level of latest developments in the subject taught
6	Use of the methods of teaching like class seminar, question -answer, group discussion etc. In the class room
7	Encouraging questions on the topic in the class and cleaning doubts
8	Use of teaching models and teaching aids in the class room
9	Encouraging and supervising the Students for the Study Projects
10	Aptitude shown in arranging field visits, invited lecturers etc., In the subject
11	Encouraging and guiding students in reading library (subject and general) books and using Internet
12	Encouraging and Guiding Students in giving class Seminars
13	Regularity and seriousness in valuing the answer scripts of monthly tests and discussing the same with the students
14	Remedial Coaching and efforts made in preparing the students for university Examinations.
15	Regularity and Punctuality to the class
16	Enthusiasm shown to encourage and guide students in the extracurricular activities like cultural, community service, nation building etc.
17	Counseling and Career guidance
18	Accessibility of the lecture outside the class room for Academic interaction.
19	Personal care and affection while dealing with individual Students and helping students.
20	Overall opinion on the lecturer.

MKR Government Degree College, Devarakonda											
Analysis of Student Feed Back on Teacher & curriculum Implementation - 2018-2019											
QUERY	POOR		AVERAGE		GOOD		VERY GOOD		EXCELLENT		Total
	RESPONSES	%	RESPONSES	%	RESPONSES	%	RESPONSES	%	RESPONSES	%	
1	0	0	3	1	182	38	203	42	92	19	480
2	0	0	5	1	130	27	175	36	170	35	480
3	0	0	7	1	121	25	191	40	161	34	480
4	2	0	5	1	95	20	205	43	173	36	480
5	0	0	9	2	110	23	187	39	174	36	480
6	0	0	18	4	117	24	198	41	157	33	480
7	1	0	8	2	103	21	216	45	152	32	480
8	0	0	12	3	115	24	234	49	119	25	480
9	2	0	14	3	116	24	210	44	138	29	480
10	1	0	17	4	139	29	175	36	148	31	480
11	2	0	13	3	129	27	183	38	153	32	480
12	1	0	15	3	131	27	190	40	143	30	480
13	2	0	15	3	123	26	172	36	168	35	480
14	2	0	14	3	123	26	186	39	155	32	480
15	0	0	12	3	118	25	176	37	174	36	480
16	1	0	17	4	115	24	199	41	148	31	480
17	4	1	10	2	115	24	189	39	162	34	480
18	0	0	9	2	116	24	199	41	156	33	480
19	0	0	2	0	110	23	186	39	182	38	480
20	1	0	6	1	70	15	178	37	225	47	480
Total	19	0	211	2	2378	25	3852	40	3150	33	9600

Feedback Analysis



Around 33% of the responses are excellent, 40% very good and 25% are good in curriculum implementation. Overall opinion on the faculty is excellent (47%)

Majority (42%) of the students expressed faculty are very good in putting 100% efforts in completing the syllabus and generating interest in them towards curriculum. Majority clarity of expression and clarity in subject content. Most of the faculty give information on latest developments in their concerned subjects. Latest ICT developments and innovative methods are used in delivering curriculum. Majority of them guide students in giving classroom seminars and participating in extracurricular activities. They are excellent in motivating students to use Library and Internet and make students to involve in student study projects. They are almost available to the student outside the classroom for academic interaction and encourages them to do community service.

DEPARTMENT WISE FEEDBACK ANALYSIS

DEPARTMENT OF ENGLISH

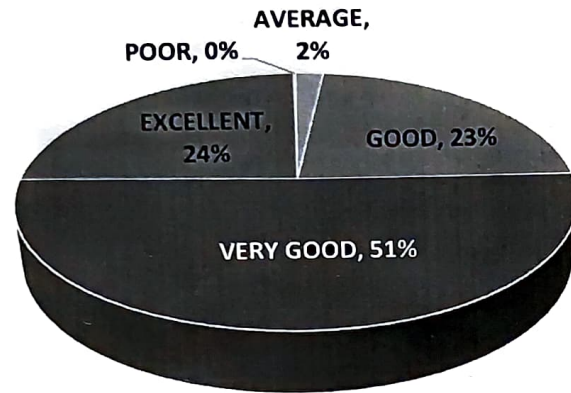
MKR Government Degree College, Devarakonda

Teacher Feed Back Analysis - 2018-2019

DEPARTMENT OF ENGLISH

QUERY	POOR		AVERAGE		GOOD		VERY GOOD		EXCELLENT		TOTAL
	RESPONSES	PERCENTAGE	RESPONSES	PERCENTAGE	RESPONSES	PERCENTAGE	RESPONSES	PERCENTAGE	RESPONSES	PERCENTAGE	
1	0	0	0	0	12	30	17	43	11	28	40
2	0	0	2	5	7	18	24	60	9	23	40
3	0	0	0	0	16	40	14	35	10	25	40
4	0	0	1	3	7	18	24	60	8	20	40
5	0	0	0	0	8	20	21	53	11	28	40
6	0	0	1	3	6	15	23	58	10	25	40
7	0	0	1	3	10	25	19	48	10	25	40
8	0	0	1	3	10	25	23	58	6	15	40
9	0	0	1	3	11	28	16	40	12	30	40
10	0	0	2	5	10	25	17	43	11	28	40
11	0	0	0	0	8	20	21	53	11	28	40
12	0	0	0	0	7	18	19	48	13	33	40
13	0	0	0	0	10	25	13	33	16	40	40
14	0	0	0	0	7	18	22	55	11	28	40
15	0	0	1	3	17	43	13	33	9	23	40
16	0	0	4	10	7	18	26	65	3	8	40
17	1	3	0	0	11	28	17	43	11	28	40
18	0	0	1	3	6	15	31	78	2	5	40
19	0	0	0	0	9	23	21	53	10	25	40
20	0	0	0	0	4	10	24	60	12	30	40
Total	1	0	15	2	183	23	405	51	196	25	800

DEPARTMENT OF ENGLISH



Feedback Analysis

Majority (60%) of the respondents expressed that faculty are very good in curriculum delivery to the students. Around 25% of the faculty are excellent, 51% are very good and 23% are good in their performance with reference to the various aspects of curriculum delivery to the students.

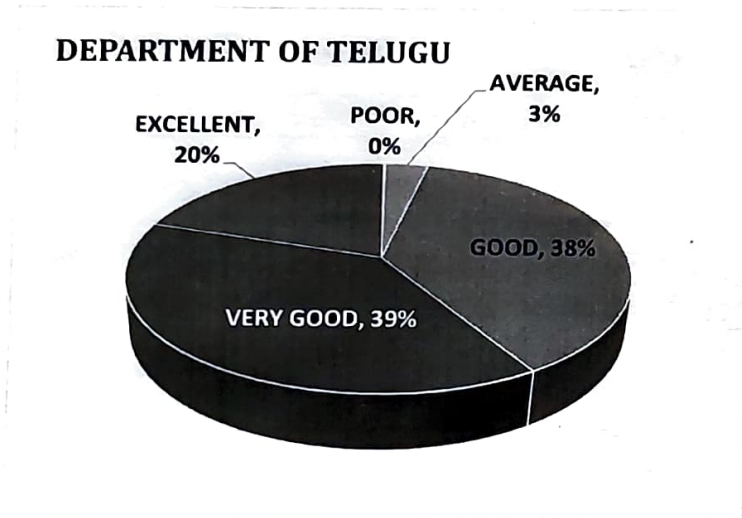
DEPARTMENT OF TELUGU

MKR Government Degree College, Devarakonda

Teacher Feed Back Analysis - 2018-2019

DEPARTMENT OF TELUGU

QUERY	POOR		AVERAGE		GOOD		VERY GOOD		EXCELLENT		TOTAL
	RESPONSES	PERCENTAGE	RESPONSES	PERCENTAGE	RESPONSES	PERCENTAGE	RESPONSES	PERCENTAGE	RESPONSES	PERCENTAGE	
1	0	0	1	3	24	60	9	23	6	15	40
2	0	0	1	3	23	58	8	20	8	20	40
3	0	0	3	8	15	38	18	45	4	10	40
4	0	0	2	5	14	35	18	45	6	15	40
5	0	0	0	0	13	33	18	45	9	23	40
6	0	0	3	8	22	55	7	18	8	20	40
7	0	0	0	0	15	38	13	33	12	30	40
8	0	0	2	5	12	30	23	58	3	8	40
9	0	0	3	8	14	35	17	43	6	15	40
10	0	0	1	3	19	48	13	33	7	18	40
11	0	0	1	3	13	33	15	38	11	28	40
12	0	0	0	0	11	28	18	45	10	25	40
13	0	0	1	3	16	40	15	38	8	20	40
14	0	0	1	3	13	33	16	40	10	25	40
15	0	0	0	0	7	18	17	43	16	40	40
16	0	0	1	3	20	50	12	30	7	18	40
17	1	3	2	5	12	30	19	48	7	18	40
18	0	0	2	5	14	35	17	43	7	18	40
19	0	0	0	0	17	43	17	43	6	15	40
20	0	0	2	5	9	23	18	45	11	28	40
Total	1	0	26	3	303	38	308	39	162	20	800



Feedback Analysis

Majority (45%) of the respondents are opined that faculty are very good in curriculum delivery to the students. Around 20% of the faculty are excellent, 39% are very good and 38% are good in their performance with reference to the various aspects of curriculum delivery to the students.

DEPARTMENT OF HISTORY

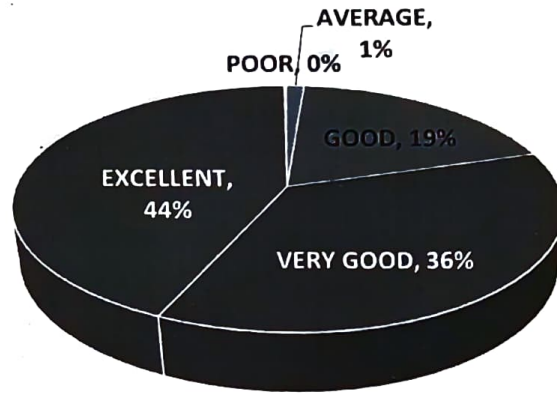
MKR Government Degree College, Devarakonda

Teacher Feed Back Analysis - 2018-2019

DEPARTMENT OF HISTORY

QUERY	POOR		AVERAGE		GOOD		VERY GOOD		EXCELLENT		TOTAL
	RESPONSES	PERCENTAGE	RESPONSES	PERCENTAGE	RESPONSES	PERCENTAGE	RESPONSES	PERCENTAGE	RESPONSES	PERCENTAGE	
1	0	0	0	0	15	38	17	43	8	20	40
2	0	0	2	5	11	28	11	28	16	40	40
3	0	0	0	0	10	25	10	25	20	50	40
4	0	0	0	0	6	15	18	45	16	40	40
5	0	0	2	5	5	13	16	40	17	43	40
6	0	0	2	5	7	18	18	45	13	33	40
7	1	3	0	0	7	18	16	40	16	40	40
8	0	0	0	0	7	18	19	48	14	35	40
9	0	0	0	0	3	8	14	35	23	58	40
10	0	0	0	0	9	23	16	40	15	38	40
11	0	0	0	0	7	18	14	38	19	48	40
12	0	0	1	3	12	30	15	30	12	30	40
13	0	0	1	3	10	25	12	30	17	43	40
14	0	0	1	3	7	18	12	18	20	50	40
15	0	0	0	0	5	13	7	38	28	70	40
16	0	0	0	0	8	20	15	33	17	43	40
17	0	0	1	3	5	13	13	45	21	53	40
18	0	0	0	0	7	18	18	25	15	38	40
19	0	0	0	0	6	15	10	45	24	60	40
20	0	0	0	0	6	15	18	45	16	40	40
Total	1	0	10	1	153	19	289	36	347	43	800

DEPARTMENT OF HISTORY



Feedback Analysis

Majority of the respondents are satisfied about the curriculum delivery to the students. Around 43% of the faculty are excellent, 36% are very good and 19% are good in their performance with reference to the various aspects of curriculum delivery to the students. It is advised to use more innovative methods of teaching in the classroom.

DEPARTMENT OF POLITICAL SCIENCES

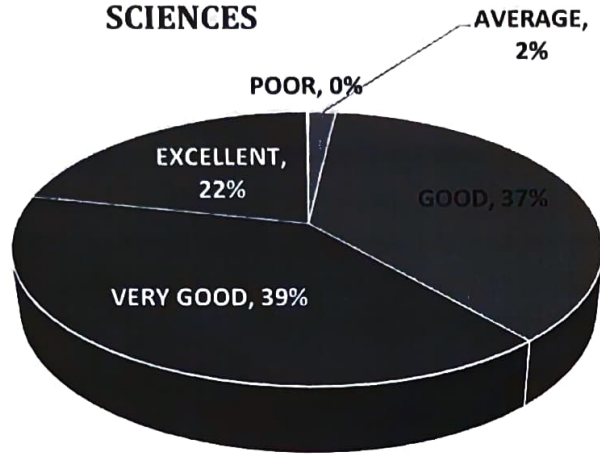
MKR Government Degree College, Devarakonda

Teacher Feed Back Analysis - 2018-2019

DEPARTMENT OF POLITICAL SCIENCES

QUERY	POOR		AVERAGE		GOOD		VERY GOOD		EXCELLENT		TOTAL
	RESPONSES	PERCENTAGE	RESPONSES	PERCENTAGE	RESPONSES	PERCENTAGE	RESPONSES	PERCENTAGE	RESPONSES	PERCENTAGE	
1	0	0	0	0	30	75	9	23	1	3	40
2	0	0	0	0	10	25	20	50	10	25	40
3	0	0	1	3	15	38	13	33	11	28	40
4	0	0	0	0	9	23	20	50	11	28	40
5	0	0	0	0	16	40	14	35	10	25	40
6	0	0	0	0	12	30	22	55	6	15	40
7	0	0	1	3	15	38	20	50	4	10	40
8	0	0	1	3	18	45	16	40	5	13	40
9	0	0	1	3	18	45	16	40	5	13	40
10	0	0	2	5	15	38	16	40	7	18	40
11	0	0	2	5	12	30	16	40	10	25	40
12	0	0	1	3	13	33	12	30	14	35	40
13	0	0	2	5	16	40	11	28	11	28	40
14	0	0	1	3	15	38	17	43	7	18	40
15	0	0	0	0	15	38	20	50	5	13	40
16	0	0	1	3	14	35	20	50	5	13	40
17	1	3	0	0	15	38	13	33	11	28	40
18	0	0	1	3	15	38	15	38	9	23	40
19	0	0	0	0	18	45	11	28	11	28	40
20	0	0	0	0	4	10	16	40	20	50	40
Total	1	0	14	2	295	37	317	39	173	22	800

DEPARTMENT OF POLITICAL SCIENCES



Feedback Analysis

Majority (50%) of the respondents are of opinion that faculty are very good in curriculum delivery to the students. Around 22% of the faculty are excellent, 39% are very good and 37% are good in their performance with reference to the various aspects of curriculum delivery to the students.

DEPARTMENT OF ECONOMICS

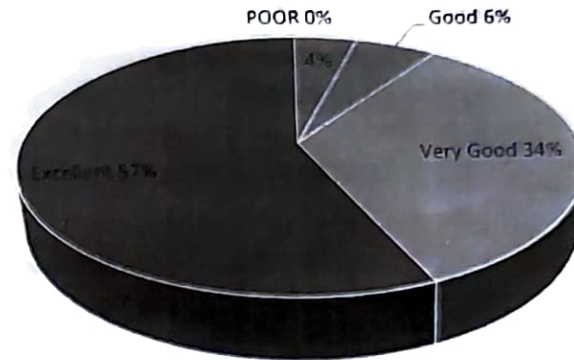
MKR Government Degree College, Devarakonda

Teacher Feed Back Analysis - 2018-2019

DEPARTMENT OF ECONOMICS

QUERY	POOR		AVERAGE		GOOD		VERY GOOD		EXCELLENT		TOTAL
	RESPONSES	PERCENTAGE	RESPONSES	PERCENTAGE	RESPONSES	PERCENTAGE	RESPONSES	PERCENTAGE	RESPONSES	PERCENTAGE	
1	0	0	0	0	0	0	0	0	20	100	20
2	0	0	1	5	0	0	9	45	10	50	20
3	0	0	0	0	0	0	7	35	13	65	20
4	0	0	0	0	0	0	8	40	12	60	20
5	0	0	2	10	0	0	8	40	10	50	20
6	0	0	0	0	0	0	9	45	11	55	20
7	0	0	2	10	10	50	8	40	0	0	20
8	0	0	2	10	1	5	8	40	9	45	20
9	0	0	2	10	1	5	7	35	10	50	20
10	0	0	1	5	2	10	4	20	13	65	20
11	0	0	0	0	1	5	4	20	15	75	20
12	0	0	1	5	1	5	8	40	10	50	20
13	0	0	1	5	1	5	6	30	12	60	20
14	0	0	1	5	2	10	10	50	7	35	20
15	0	0	1	5	2	10	4	20	13	65	20
16	0	0	1	5	1	5	9	45	9	45	20
17	0	0	0	0	0	0	7	35	13	65	20
18	0	0	1	5	0	0	7	35	12	60	20
19	0	0	0	0	0	0	5	25	15	75	20
20	0	0	1	5	0	0	7	35	12	60	20
Total	0	0	17	4	226	6	135	34	22	57	400

Department of Economics



Feedback Analysis

Majority (60%) of the respondents are opined that faculty are good in overall curriculum delivery to the students. Around 57% of the responses are excellent, 34% are very good and 6% are good in their performance with reference to the various aspects of curriculum delivery to the students

DEPARTMENT OF COMMERCE

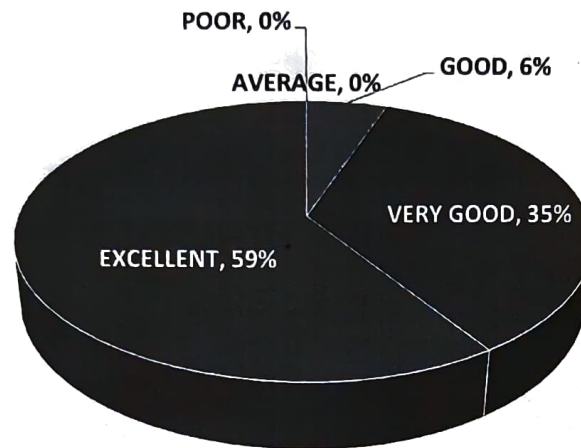
MKR Government Degree College, Devarakonda

Teacher Feed Back Analysis - 2018-2019

DEPARTMENT OF COMMERCE

QUERY	POOR		AVERAGE		GOOD		VERY GOOD		EXCELLENT		TOTAL
	RESPONSES	PERCENTAGE	RESPONSES	PERCENTAGE	RESPONSES	PERCENTAGE	RESPONSES	PERCENTAGE	RESPONSES	PERCENTAGE	
1	0	0	0	0	14	18	43	54	23	29	80
2	0	0	0	0	4	5	12	15	64	80	80
3	0	0	0	0	1	1	24	30	55	69	80
4	0	0	0	0	5	6	29	36	46	58	80
5	0	0	0	0	7	9	27	34	46	58	80
6	0	0	0	0	5	6	23	29	52	65	80
7	0	0	0	0	5	6	36	45	39	49	80
8	0	0	0	0	4	5	33	41	43	54	80
9	0	0	0	0	5	6	41	51	34	43	80
10	0	0	0	0	7	9	27	34	46	58	80
11	0	0	0	0	3	4	33	40	44	55	80
12	0	0	0	0	3	4	32	34	45	56	80
13	0	0	0	0	4	5	27	44	49	61	80
14	0	0	0	0	3	4	35	38	42	53	80
15	0	0	0	0	3	4	30	31	47	59	80
16	0	0	0	0	5	6	25	44	50	63	80
17	0	0	0	0	1	1	35	28	44	55	80
18	0	0	0	0	4	5	22	25	54	68	80
19	0	0	0	0	3	4	20	15	57	71	80
20	0	0	0	0	0	0	12	15	68	85	80
Total	0	0	0	0	86	5	566	35	948	59	1600

DEPARTMENT OF COMMERCE



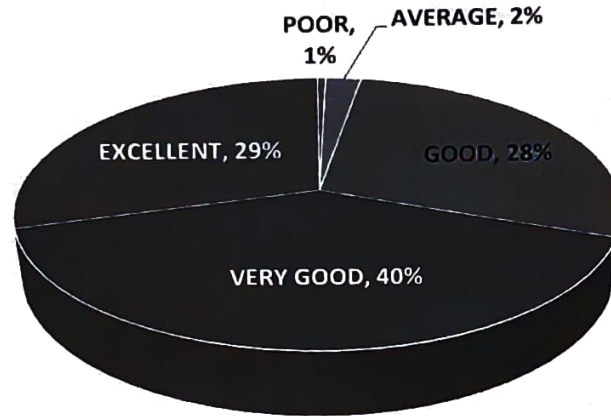
Feedback Analysis

Majority (85%) of the respondents expressed that overall opinion on the faculty is excellent in curriculum delivery to the students. Around 59% of the responses are excellent, 35% are very good and 5% are good in their performance with reference to the various aspects of curriculum delivery to the students.

DEPARTMENT OF BOTANY

MKR Government Degree College, Devarakonda											
Teacher Feed Back Analysis - 2018-2019											
DEPARTMENT OF BOTANY											
QUERY	POOR		AVERAGE		GOOD		VERY GOOD		EXCELLENT		TOTAL
	RESPONSES	PERCENTAGE	RESPONSES	PERCENTAGE	RESPONSES	PERCENTAGE	RESPONSES	PERCENTAGE	RESPONSES	PERCENTAGE	
1	0	0	0	0	6	30	9	45	5	25	20
2	0	0	0	0	5	25	10	50	5	25	20
3	0	0	1	5	4	20	10	50	5	25	20
4	1	5	1	5	5	25	7	35	6	30	20
5	0	0	2	10	6	30	5	25	7	35	20
6	0	0	1	5	6	30	6	30	7	35	20
7	0	0	1	5	5	25	6	30	8	40	20
8	0	0	1	5	2	10	12	60	5	25	20
9	1	5	0	0	6	30	7	35	6	30	20
10	0	0	1	5	4	20	12	60	3	15	20
11	0	0	0	0	9	45	4	20	7	35	20
12	0	0	0	0	4	20	13	65	3	15	20
13	0	0	0	0	7	35	6	30	7	35	20
14	0	0	0	0	7	35	9	45	4	20	20
15	0	0	0	0	9	45	3	15	8	40	20
16	0	0	1	5	7	35	7	35	5	25	20
17	0	0	0	0	7	35	8	40	5	25	20
18	0	0	0	0	4	20	10	50	6	30	20
19	0	0	0	0	5	25	8	40	7	35	20
20	0	0	0	0	5	25	7	35	8	40	20
Total	2	1	9	2	113	28	159	40	117	29	400

DEPARTMENT OF BOTANY



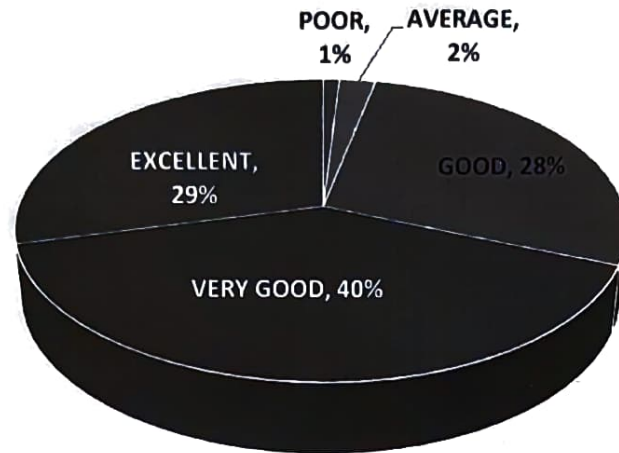
Feedback Analysis

Majority of the respondents opined that faculty are very good in curriculum delivery to the students. Around 29% of the faculty are excellent, 40% are very good and 28% are good in their performance with reference to the various aspects of curriculum delivery to the students.

DEPARTMENT OF ZOOLOGY

MKR Government Degree College, Devarakonda											
Teacher Feed Back Analysis - 2018-2019											
DEPARTMENT OF ZOOLOGY											
QUERY	POOR		AVERAGE		GOOD		VERY GOOD		EXCELLENT		TOTAL
	RESPONSES	PERCENTAGE	RESPONSES	PERCENTAGE	RESPONSES	PERCENTAGE	RESPONSES	PERCENTAGE	RESPONSES	PERCENTAGE	
1	0	0	0	0	6	30	9	45	5	25	20
2	0	0	0	0	5	25	10	50	5	25	20
3	0	0	1	5	4	20	10	50	5	25	20
4	1	5	1	5	5	25	7	35	6	30	20
5	0	0	2	10	6	30	5	25	7	35	20
6	0	0	1	5	6	30	6	30	7	35	20
7	0	0	1	5	5	25	6	30	8	40	20
8	0	0	1	5	2	10	12	60	5	25	20
9	0	0	0	0	6	30	8	40	6	30	20
10	0	0	1	5	4	20	12	60	3	15	20
11	0	0	0	0	9	45	4	20	7	35	20
12	0	0	0	0	4	20	13	65	3	15	20
13	0	0	0	0	7	35	6	30	7	35	20
14	0	0	0	0	7	35	9	45	4	20	20
15	0	0	0	0	9	45	3	15	8	40	20
16	0	0	1	5	7	35	7	35	5	25	20
17	0	0	0	0	7	35	8	40	5	25	20
18	0	0	0	0	5	25	8	40	7	35	20
19	0	0	0	0	4	20	10	50	6	30	20
20	0	0	0	0	5	25	7	35	8	40	20
Total	1	1	9	2	113	28	160	40	117	29	400

DEPARTMENT OF ZOOLOGY



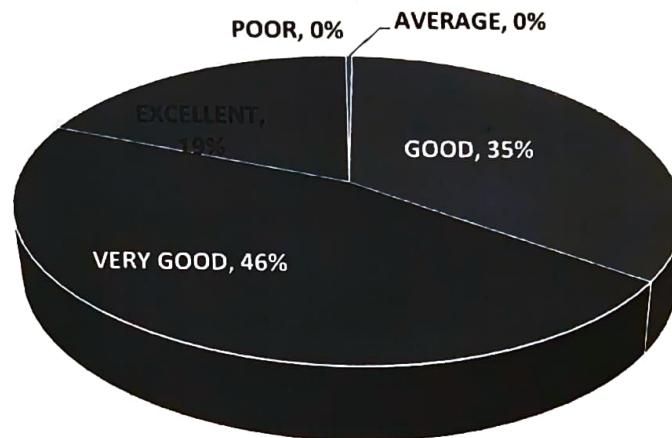
Feedback Analysis

Majority of the respondents expressed that overall opinion on the faculty is very good in curriculum delivery to the students. Around 29% of the faculty are excellent, 40% are very good and 28% are good in their performance with reference to the various aspects of curriculum delivery to the students. It is advised to give more insights into latest developments in the subject.

DEPARTMENT OF CHEMISTRY

MKR Government Degree College, Devarakonda											
Teacher Feed Back Analysis - 2018-2019											
DEPARTMENT OF CHEMISTRY											
QUERY	POOR		AVERAGE		GOOD		VERY GOOD		EXCELLENT		TOTAL
	RESPONSES	PERCENTAGE	RESPONSES	PERCENTAGE	RESPONSES	PERCENTAGE	RESPONSES	PERCENTAGE	RESPONSES	PERCENTAGE	
1	0	0	1	3	17	43	22	55	0	0	40
2	0	0	0	0	21	53	16	40	3	8	40
3	0	0	0	0	15	38	24	60	1	3	40
4	0	0	0	0	9	23	21	53	10	25	40
5	0	0	1	3	16	40	14	35	9	23	40
6	0	0	0	0	14	35	12	30	14	35	40
7	0	0	0	0	15	38	17	43	8	20	40
8	0	0	0	0	12	30	22	55	6	15	40
9	0	0	0	0	10	25	24	60	6	15	40
10	0	0	1	3	14	35	15	38	10	25	40
11	0	0	0	0	15	38	16	48	9	23	40
12	0	0	0	0	16	40	19	55	5	13	40
13	0	0	0	0	10	25	22	43	8	20	40
14	0	0	0	0	14	35	17	43	9	23	40
15	0	0	0	0	16	40	17	53	7	18	40
16	0	0	0	0	7	18	21	40	12	30	40
17	0	0	0	0	17	43	16	53	7	18	40
18	0	0	0	0	12	30	21	40	7	18	40
19	0	0	0	0	10	25	16	40	14	35	40
20	0	0	0	0	16	40	16	40	8	20	40
Total	0	0	3	0	276	35	368	46	153	19	800

DEPARTMENT OF CHEMISTRY



Feedback Analysis

Majority of the respondents expressed the overall opinion of faculty is very good in implementation of curriculum. Around 19% of the faculty are excellent, 46% are very good and 35% are good in their performance with reference to the various aspects of curriculum delivery to the students.

DEPARTMENT OF MICRO BIOLOGY

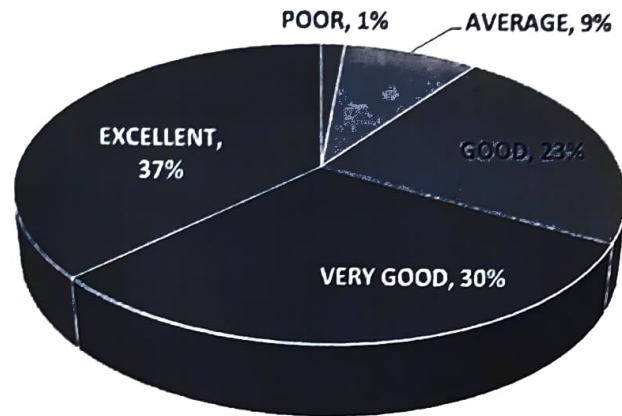
MKR Government Degree College, Devarakonda

Teacher Feed Back Analysis - 2018-2019

DEPARTMENT OF MICRO BIOLOGY

QUERY	POOR		AVERAGE		GOOD		VERY GOOD		EXCELLENT		TOTAL
	RESPONSES	PERCENTAGE	RESPONSES	PERCENTAGE	RESPONSES	PERCENTAGE	RESPONSES	PERCENTAGE	RESPONSES	PERCENTAGE	
1	0	0	0	0	3	15	8	40	9	45	20
2	0	0	0	0	3	15	4	20	13	65	20
3	0	0	0	0	2	10	5	25	13	65	20
4	0	0	0	0	1	5	6	30	13	65	20
5	0	0	0	0	3	15	8	40	9	45	20
6	0	0	0	0	2	10	11	55	7	35	20
7	0	0	0	0	5	25	11	55	4	20	20
8	0	0	0	0	8	40	8	40	4	20	20
9	0	0	1	5	12	60	2	10	5	25	20
10	1	5	3	15	9	45	3	15	4	20	20
11	1	5	4	20	7	35	4	20	4	20	20
12	0	0	4	20	7	35	3	15	6	30	20
13	0	0	6	30	3	15	5	25	6	30	20
14	0	0	5	25	4	20	3	15	8	40	20
15	0	0	4	20	4	20	8	40	4	20	20
16	1	5	2	10	5	25	8	40	4	20	20
17	2	10	1	5	6	30	4	20	7	35	20
18	0	0	2	10	4	20	6	30	8	40	20
19	0	0	0	0	2	10	8	40	10	50	20
20	1	5	2	10	1	5	5	25	11	55	20
Total	6	2	34	9	91	23	120	30	149	37	400

DEPARTMENT OF MICRO BIOLOGY



Feedback Analysis

Majority (55%) of the respondents has excellent opinion on the overall performance of the faculty in curriculum delivery to the students. Around 37% of the faculty are excellent, 30% are very good and 28% are good in their performance with reference to the various aspects of curriculum delivery to the students. It is advised to motivate the students in using library, and guide students in student seminars.

DEPARTMENT OF MATHEMATICS

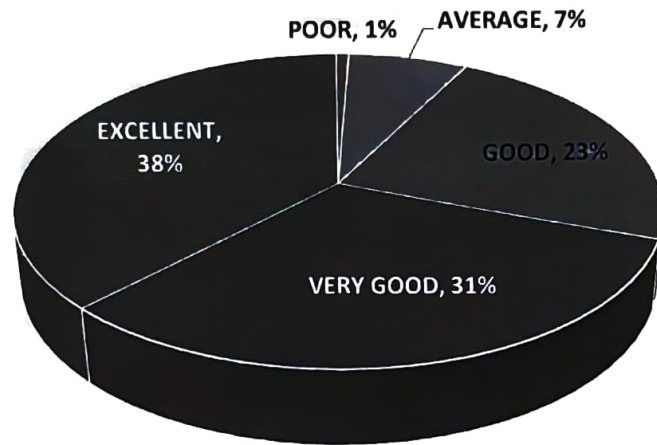
MKR Government Degree College, Devarakonda

Teacher Feed Back Analysis - 2018-2019

DEPARTMENT OF MATHEMATICS

QUERY	POOR		AVERAGE		GOOD		VERY GOOD		EXCELLENT		TOTAL
	RESPONSES	PERCENTAGE	RESPONSES	PERCENTAGE	RESPONSES	PERCENTAGE	RESPONSES	PERCENTAGE	RESPONSES	PERCENTAGE	
1	0	0	1	3	6	15	16	40	17	43	40
2	0	0	1	3	6	15	13	33	20	50	40
3	0	0	1	3	8	20	11	28	20	50	40
4	0	0	0	0	6	15	11	28	23	58	40
5	0	0	0	0	4	10	19	48	17	43	40
6	0	0	0	0	3	8	24	60	13	33	40
7	0	0	0	0	8	20	21	53	11	28	40
8	0	0	4	10	10	25	19	48	7	18	40
9	0	0	6	15	9	23	16	40	9	23	40
10	0	0	4	10	16	40	11	28	9	23	40
11	1	3	5	13	17	43	6	15	11	28	40
12	0	0	6	15	18	45	6	18	10	25	40
13	2	5	2	5	18	45	7	23	11	28	40
14	2	5	4	10	10	25	9	23	15	38	40
15	0	0	6	15	6	15	9	30	19	48	40
16	0	0	6	15	7	18	12	25	15	38	40
17	1	3	5	13	6	15	10	35	18	45	40
18	0	0	2	5	14	35	14	28	10	25	40
19	0	0	2	5	9	23	11	20	18	45	40
20	0	0	1	3	3	8	8	20	28	70	40
Total	6	1	56	7	184	23	253	32	301	38	800

DEPARTMENT OF MATHEMATICS



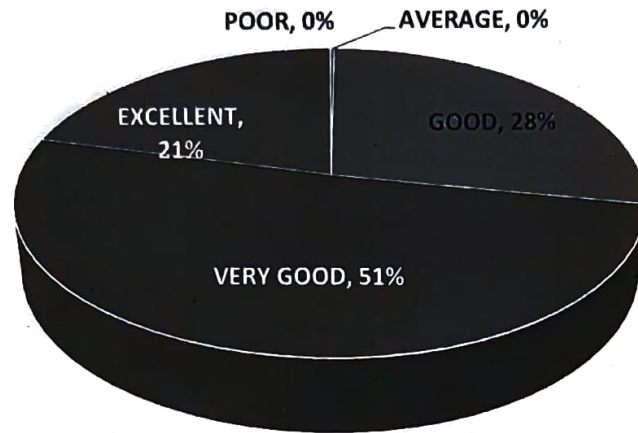
Feedback Analysis

Majority (70%) of the respondents have excellent opinion on the overall performance of the faculty in curriculum delivery to the students. Around 38% of the faculty are excellent, 32% are very good and 23% are good in their performance with reference to the various aspects of curriculum delivery to the students. It is advised to conduct remedial classes for slow learners.

DEPARTMENT OF PHYSICS

MKR Government Degree College, Devarakonda											
Teacher Feed Back Analysis - 2018-2019											
DEPARTMENT OF PHYSICS											
QUERY	POOR		AVERAGE		GOOD		VERY GOOD		EXCELLENT		TOTAL
	RESPONSES	PERCENTAGE	RESPONSES	PERCENTAGE	RESPONSES	PERCENTAGE	RESPONSES	PERCENTAGE	RESPONSES	PERCENTAGE	
1	0	0	0	0	13	33	27	68	0	0	40
2	0	0	0	0	18	45	19	48	3	8	40
3	0	0	0	0	10	25	28	70	2	5	40
4	0	0	0	0	12	30	13	33	15	38	40
5	0	0	0	0	10	25	19	48	11	28	40
6	0	0	1	3	15	38	14	35	10	25	40
7	0	0	0	0	6	15	25	63	9	23	40
8	0	0	0	0	14	35	18	45	8	20	40
9	0	0	0	0	7	18	24	60	9	23	40
10	0	0	0	0	13	33	14	35	13	33	40
11	0	0	1	3	9	23	24	50	6	15	40
12	0	0	0	0	13	33	20	58	7	18	40
13	0	0	0	0	7	18	23	38	10	25	40
14	0	0	0	0	13	33	15	50	12	30	40
15	0	0	0	0	13	33	20	53	7	18	40
16	0	0	0	0	12	30	21	53	7	18	40
17	0	0	0	0	11	28	21	43	8	20	40
18	0	0	0	0	13	33	17	55	10	25	40
19	0	0	0	0	10	25	22	58	8	20	40
20	0	0	0	0	4	10	23	58	13	33	40
Total	0	0	2	0	223	28	407	51	168	21	800

DEPARTMENT OF PHYSICS



Feedback Analysis

Majority of the respondents (58%) expressed that faculty are very good in curriculum delivery to the students. Around 21% of the faculty are excellent, 51% are very good and 28% are good in their performance with reference to the various aspects of curriculum delivery to the students.

DEPARTMENT OF COMPUTER SCIENCES/APPLICATIONS

MKR Government Degree College, Devarakonda

Teacher Feed Back Analysis - 2018-2019

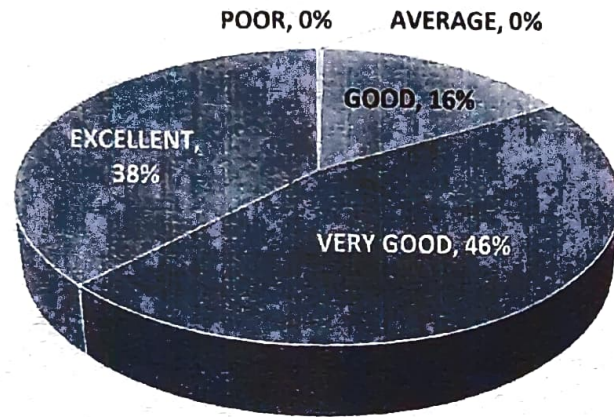
DEPARTMENT OF COMPUTER SCIENCES/APPLICATIONS

QUERY	POOR		AVERAGE		GOOD		VERY GOOD		EXCELLENT		TOTAL
	RESPONSES	PERCENTAGE	RESPONSES	PERCENTAGE	RESPONSES	PERCENTAGE	RESPONSES	PERCENTAGE	RESPONSES	PERCENTAGE	
1	0	0	0	0	16	40	17	43	7	18	40
2	0	0	0	0	7	18	19	48	14	35	40
3	0	0	0	0	8	20	17	43	15	38	40
4	0	0	0	0	4	10	23	58	13	33	40
5	0	0	0	0	6	15	13	33	21	53	40
6	0	0	0	0	8	20	22	55	10	25	40
7	0	0	0	0	5	13	18	45	17	43	40
8	0	0	0	0	7	18	21	53	12	30	40
9	0	0	0	0	5	13	19	48	16	40	40
10	0	0	1	3	6	15	15	38	18	45	40
11	0	0	0	0	5	13	22	30	13	33	40
12	0	0	0	0	14	35	12	48	14	35	40
13	0	0	1	3	3	8	19	28	17	43	40
14	0	0	0	0	16	40	11	63	13	33	40
15	0	0	0	0	1	3	25	40	14	35	40
16	0	0	0	0	7	18	16	45	17	43	40
17	0	0	1	3	3	8	18	43	18	45	40
18	0	0	0	0	5	13	17	60	18	45	40
19	0	0	0	0	3	8	24	43	13	33	40
20	0	0	0	0	1	3	17	43	22	55	40
Total	0	0	3	0	130	16	365	46	302	38	800

DEPARTMENT OF COMPUTER SCIENCES/APPLICATIONS


MKR Government Degree College, Devarakonda											
Teacher Feed Back Analysis - 2018-2019											
DEPARTMENT OF COMPUTER SCIENCES/APPLICATIONS											
QUERY	POOR		AVERAGE		GOOD		VERY GOOD		EXCELLENT		TOTAL
	RESPONSES	PERCENTAGE	RESPONSES	PERCENTAGE	RESPONSES	PERCENTAGE	RESPONSES	PERCENTAGE	RESPONSES	PERCENTAGE	
1	0	0	0	0	16	40	17	43	7	18	40
2	0	0	0	0	7	18	19	48	14	35	40
3	0	0	0	0	8	20	17	43	15	38	40
4	0	0	0	0	4	10	23	58	13	33	40
5	0	0	0	0	6	15	13	33	21	53	40
6	0	0	0	0	8	20	22	55	10	25	40
7	0	0	0	0	5	13	18	45	17	43	40
8	0	0	0	0	7	18	21	53	12	30	40
9	0	0	0	0	5	13	19	48	16	40	40
10	0	0	1	3	6	15	15	38	18	45	40
11	0	0	0	0	5	13	22	30	13	33	40
12	0	0	0	0	14	35	12	48	14	35	40
13	0	0	1	3	3	8	19	28	17	43	40
14	0	0	0	0	16	40	11	63	13	33	40
15	0	0	0	0	1	3	25	40	14	35	40
16	0	0	0	0	7	18	16	45	17	43	40
17	0	0	1	3	3	8	18	43	18	45	40
18	0	0	0	0	5	13	17	60	18	45	40
19	0	0	0	0	3	8	24	43	13	33	40
20	0	0	0	0	1	3	17	43	22	55	40
Total	0	0	3	0	130	16	365	46	302	38	800

**DEPARTMENT OF COMPUTER
SCIENCES/APPLICATIONS**



Feedback Analysis

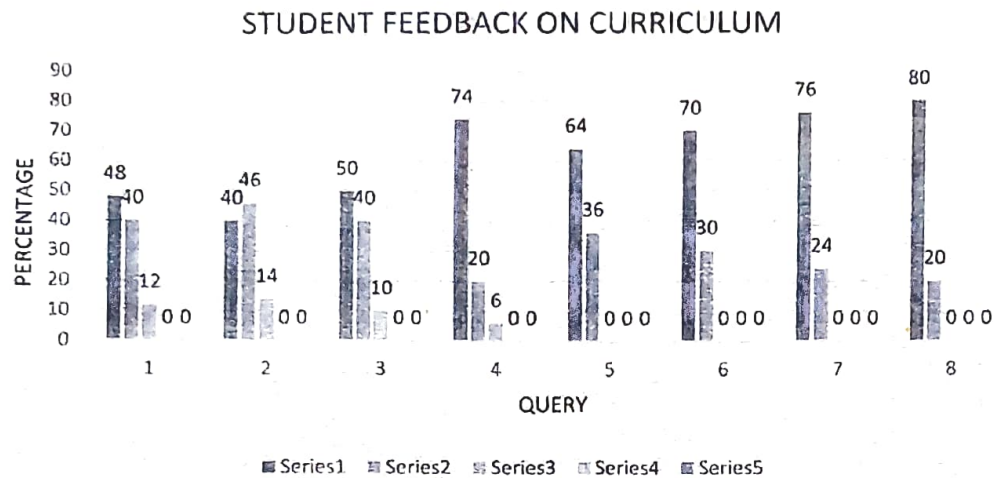
Majority (55%) of the respondents have excellent opinion on the overall performance of the faculty in curriculum delivery to the students. Around 38% of the faculty are excellent, 46% are very good and 16% are good in their performance with reference to the various aspects of curriculum delivery to the student.


PRINCIPAL
MKR Govt. Degree College
DEVARAKONDA, NALGONDA DIST.

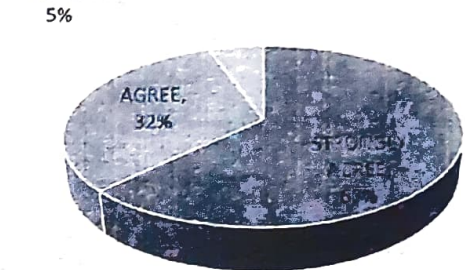
FEEDBACK ANALYSIS OF STUDENT ON CURRICULUM

Feedback on curriculum is obtained from a sample of 50 students from different classes of various departments. Percentage Analysis is used to analyze the data.

MKR GOVERNMENT DEGREE COLLEGE, DEVARAKONDA												
STUDENT FEEDBACK ANALYSIS ON CURRICULUM												
2018-19												
SL.NO	QUERY	STRONGLY AGREE		AGREE		NEITHER AGREE NOR DISAGREE		DISAGREE		STRONGLY DISAGREE		TOTAL
		Response	%	Response	%	Response	%	Response	%	Response	%	
1	The Syllabus/Courses taught was updated enough	24	48	20	40	6	12	0	0	0	0	50
2	The objectives of the syllabi are well defined	20	40	23	46	7	14	0	0	0	0	50
3	Getting enough time to cover all the topics	25	50	20	40	5	10	0	0	0	0	50
4	There is a good balance between curricular,co-curricular and extra curricular activities	37	74	10	20	3	6	0	0	0	0	50
5	Course curriculum fulfils the students expectations	32	64	18	36	0	0	0	0	0	0	50
6	curriculum is effectively implemented in the college	35	70	15	30	0	0	0	0	0	0	50
7	Syllabus creates interest in the student	38	76	12	24	0	0	0	0	0	0	50
8	Assessment pattern measures the knowledge of students completely	40	80	10	20	0	0	0	0	0	0	50
Total		251	63	128	32	21	5	0	0	0	0	400



STUDENT FEEDBACK ANALYSIS ON CURRICULUM



Feedback Analysis

Majority (63%) of the respondents strongly agree that curriculum is well defined and implemented in the college. Most of the students strongly agrees that the Syllabus/Courses taught was updated enough, the objectives of the syllabi are well defined and students are getting enough time to cover all the topics. 74% of the students strongly agree that there is a good balance between curricular, co-curricular and extra-curricular activities. Majority (70%) strongly agrees that curriculum is effectively implemented in the college. Around (76%) of the students strongly agrees that syllabus creates interest in them and 80% of the students agrees assessment patterns are sufficient to measure the knowledge of students completely. Majority students are satisfied with curriculum design and its implementation in the college.

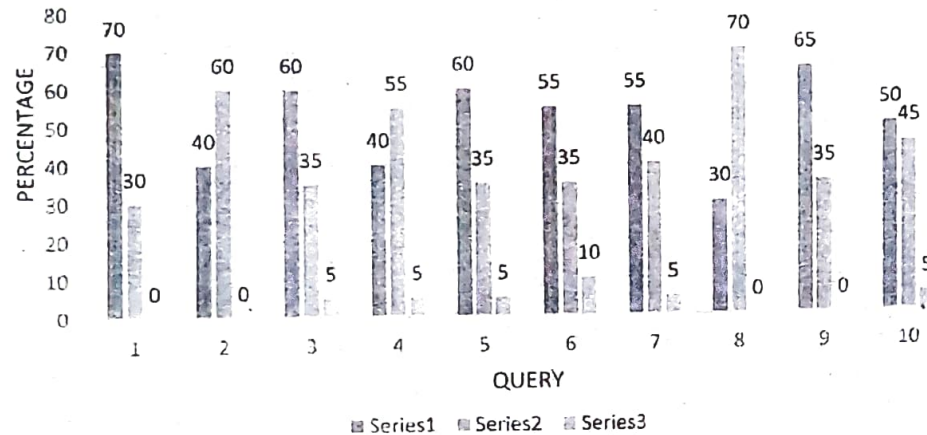

PRINCIPAL
 MKR Govt. Degree College
 DEVARAKONDA, NALGONDA DIST.

FEEDBACK ANALYSIS OF TEACHER ON CURRICULUM

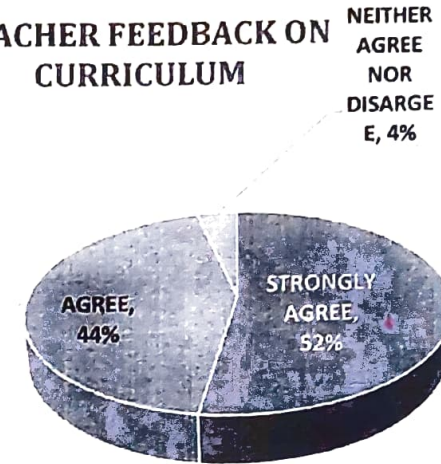
Feedback on curriculum is obtained from a sample of 20 teachers from different departments. Percentage Analysis is used to analyze the data

MKR GOVERNMENT DEGREE COLLEGE, DEVARAKONDA						
TEACHER FEEDBACK ANALYSIS						
2018-19						
SL.NO	QUERY	Responses in Percentage				
		STRONGLY AGREE	AGREE	NEITHER AGREE NOR DISARGEE	DISAGREE	STRONGLY DIS AGREE
1	The courses /syllabus taught has good balance between theory and application	70	30	0	0	0
2	The objectives of the syllabi are well defined	40	60	0	0	0
3	The college has given me full freedom to adopt new techniques/strategies of teaching	60	35	5	0	0
4	The college has given freedom to adopt new techniques of assessing the students?	40	55	5	0	0
5	The prescribed books are available in the library in sufficient numbers	60	35	5	0	0
6	The environment in the college is conducive to teaching and Research	55	35	10	0	0
7	The administration is teacher friendly?	55	40	5	0	0
8	The college provides adequate opportunities and support to staff for career advancement	30	70	0	0	0
9	ICT facilities in the college are satisfactory	65	35	0	0	0
10	Overall maintenance of the college environment	50	45	5	0	0
	TOTAL	52	44	4	0	0

TEACHER FEEDBACK ON CURRICULUM



TEACHER FEEDBACK ON CURRICULUM



Feedback Analysis

Majority of the teachers agree that curriculum is well defined and implemented in the college. Around 70% strongly agree that courses /syllabus taught has good balance between theory and application and 60% agreed that objectives of the syllabi are well defined. More than 60% of the teachers strongly agree that the college has given full freedom to adopt new techniques of teaching and assessing the students. About 60% strongly agree that the prescribed books are available in the library in sufficient numbers .55% strongly agrees that the environment in the college is conducive to teaching and research. and the administration is teacher friendly. 70% agrees that the college provides adequate opportunities and support to staff for career advancement. Majority of teachers are satisfied with ICT facilities in the college. Most of them are satisfied with overall maintenance of the college environment

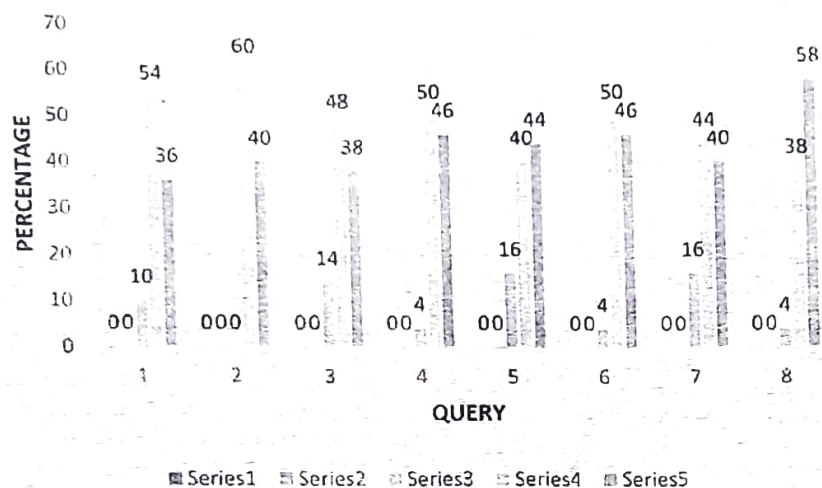

Principal
 MKR Govt Degree College
 DEVARAKONDA, NALGONDA DIST.

FEEDBACK ANALYSIS OF PARENT ON CURRICULUM

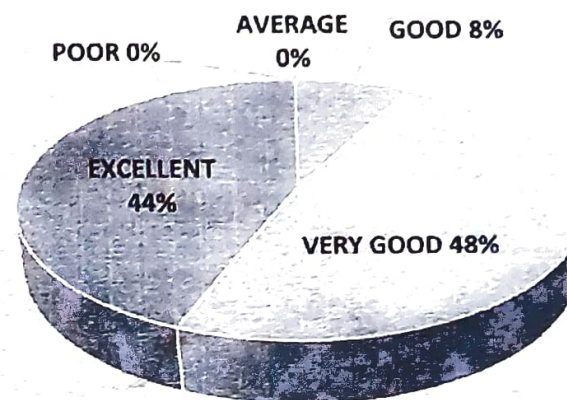
Feedback on curriculum is obtained from a sample of 50 parents on various aspects of curriculum. Percentage Analysis is used to analyze the data.

MKR GOVERNMENT DEGREE COLLEGE, DEVARAKONDA						
PARENT FEEDBACK ANALYSIS ON CURRICULUM						
2018-19						
SL.NO	QUERY	Responses in Percentage				
		POOR	AVERAGE	GOOD	VERY GOOD	EXCELLENT
1	Quality and relevance of the curriculum for career	0	0	10	54	36
2	Does infrastructure and lab facilities sufficient to deliver curriculum in your ward?	0	0	0	60	40
3	Does curriculum is useful in improving communication skills in your ward?	0	0	14	48	38
4	Does the curriculum help in widening intellectual horizon?	0	0	4	50	46
5	Do you feel that curriculum undertaken enhances employability skills in your ward?	0	0	16	40	44
6	Use of Information and communication technology in the college to deliver the curriculum	0	0	4	50	46
7	Academic discipline observed by the college	0	0	16	44	40
8	Improvement of ethics and morals in your ward while studying in the college	0	0	4	38	58
TOTAL		0	0	8	48	44

PARENT FEEDBACK ANALYSIS



PARENT FEEDBACK ANALYSIS



Feedback Analysis

Feedback is obtained from the parents on various aspects of curriculum delivery, its relevance and usefulness, facilities like library, labs, ICT aids in the college for effective delivery of the curriculum, Academic discipline observed in the college and improvement of ethics and morals in students while pursuing the course. Majority parents are of opinion that quality and relevance of the curriculum is very good for career. 60% of the parents expressed Infrastructure and lab facilities in the college are very good to deliver the curriculum. Majority opined that curriculum is useful in improving communication skills and employability skills and widening intellectual horizon of the ward. Majority gave excellent (46%) and very good (50%) rating for the use of ICT in the college to deliver the curriculum. They are satisfied with academic discipline observed in the college. Majority (58%) said college is excellent in improving ethics and morals in their ward.

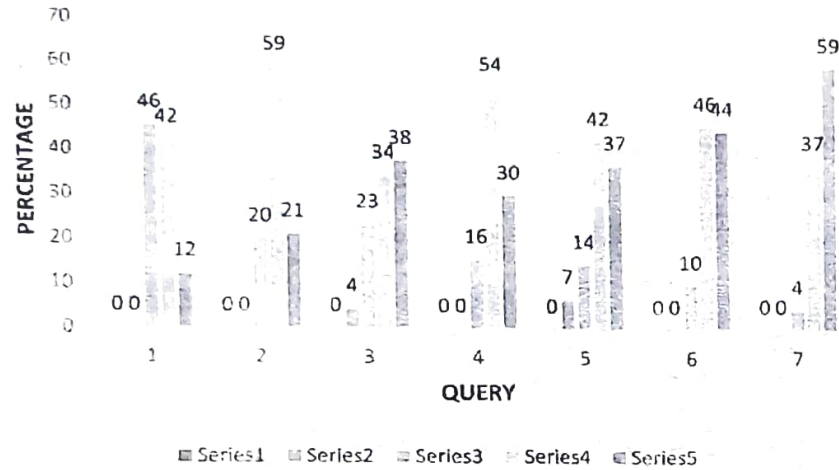
[Signature]
Principal
 MKR Govt. Degree College
 DEVARAKONDA, NALGONDA DIST.

FEEDBACK ANALYSIS OF ALUMNI ON CURRICULUM

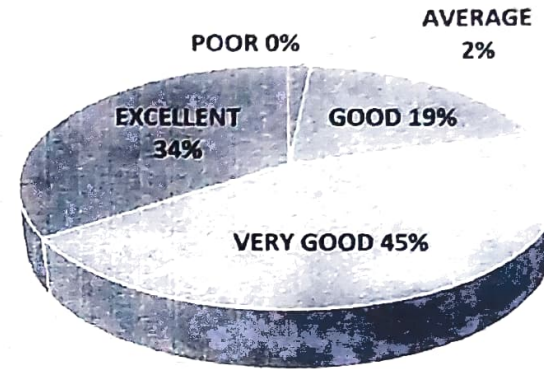
Feedback on curriculum is obtained from a sample of 90 members of Alumni on various aspects of curriculum. Percentage Analysis is used to analyze the data

MKR GOVERNMENT DEGREE COLLEGE, DEVARAKONDA						
ALUMNI FEEDBACK ANALYSIS ON CURRICULUM						
2018-19						
SL.NO	QUERY	Responses in Percentage				
		POOR	AVERAGE	GOOD	VERY GOOD	EXCELLENT
1	Relevance of curriculum in your job	0	0	46	42	12
2	Infrastructure and lab facility	0	0	20	59	21
3	Faculty	0	4	23	34	38
4	Library	0	0	16	54	30
5	Office staff	0	7	14	42	37
6	College Environment	0	0	10	46	44
7	Overall rating of the college	0	0	4	37	59
	TOTAL	0	2	19	45	34

ALUMNI FEEDBACK ANALYSIS



ALUMNI FEEDBACK ANALYSIS



Feedback Analysis

Feedback is obtained from Alumni on different parameters like Curriculum, infrastructure, lab facilities, faculty, library, office staff and college environment. One open ended question to give suggestions is also included in the feedback form. Majority felt curriculum is relevant to their jobs. Most of them are satisfied with infrastructure and lab facilities. Around 54% expressed library facilities are excellent. They opined most of the faculty and office staff are very good. The overall college environment is excellent.

[Signature]
PRINCIPAL
 MKR Govt. Degree College
 DEVARAKONDA, NALGONDA DIST.