



**MKR GOVERNMENT DEGREE COLLEGE
DEVARAKONDA**

2017-18

FEEDBACK ANALYSIS

Feedback is very crucial and integral element of teaching-learning process. The college has a continuous teaching -learning evaluation mechanism through a process of feedback collection and analysis as a part of IQAC. Feedback is obtained from all the stakeholders of the institution, viz. Students, Parents and alumni as well as the teachers. All the feedbacks are administered through a questionnaire. The questions range from curriculum design, delivery, methodology, evaluation, use of ICT and infrastructure. The students are not required to disclose their identity anywhere in the questionnaire. This way the students are free to express their correct perceptions without any inhibitions. The feedback thus obtained is studied and analyzed in order to identify if there are any lacunas. Suggestions for improvement are taken into consideration. Specific complaints shall be addressed. The teachers are personally counseled with regards to the feedback they receive. The IQAC of the institution ensures monitoring all the curricular and co-curricular aspects.

The feedback analysis report consists of

- Department wise feedback analysis on curriculum implementation and performance of the teacher given by students.
- Feedback Analysis on Curriculum by Students
- Feedback Analysis on Curriculum by Teachers
- Feedback Analysis on Curriculum by Parents
- Feedback Analysis on Curriculum by Alumni

DEPARTMENT WISE FEEDBACK ANALYSIS

Feedback is collected from the students on curriculum delivery and performance of the teacher with reference to the 20 items. The opinion of the student is given on five-point rating scale. Percentage Analysis is used to analyze the data. Feedback is obtained from minimum 20 students of different classes from all the departments. A sample of 480 students from entire college is selected for collection of feedback. The following queries are included in the feedback form.

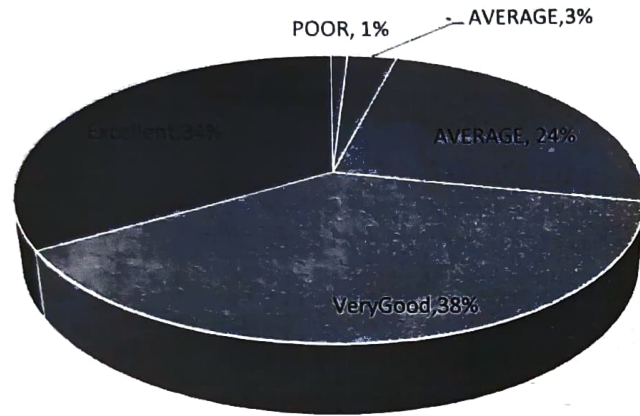
Sl.no	Query/Item
1	Efforts to effectively cover 100% Syllabus
2	The Interest generated in the students while teaching in the room
3	Clarity of expression while teaching the topic /lesson
4	Depth of Subject Content explained
5	Level of latest developments in the subject taught
6	Use of the methods of teaching like class seminar, question -answer, group discussion etc. In the class room
7	Encouraging questions on the topic in the class and clearing doubts
8	Use of teaching models and teaching aids in the class room
9	Encouraging and supervising the Students for the Study Projects
10	Aptitude shown in arranging field visits, invited lecturers etc.,in the subject
11	Encouraging and guiding students in reading library (subject and general) books and using Internet
12	Encouraging and Guiding Students in giving class Seminars
13	Regularity and seriousness in valuing the answer scripts of monthly tests and discussing the same with the students
14	Remedial Coaching and efforts made in preparing the students for university Examinations.
15	Regularity and Punctuality to the class
16	Enthusiasm shown to encourage and guide students in the extracurricular activities like cultural, community service, nation building etc.
17	Counseling and Career guidance
18	Accessibility of the lecture outside the class room for Academic interaction.
19	Personal care and affection while dealing with individual Students and helping students.
20	Overall opinion on the lecturer.

MKR Government Degree College, Devarakonda

Analysis of Student Feed Back on Teacher & curriculum Delivery - 2017-18

QUERY	POOR		AVERAGE		GOOD		VERY GOOD		EXCELLENT		Total
	RESPONSES	%	RESPONSES	%	RESPONSES	%	RESPONSES	%	RESPONSES	%	
1	4	1	6	1	158	33	183	38	129	27	480
2	2	0	8	2	134	28	168	35	168	35	480
3	3	1	8	2	114	24	181	38	174	36	480
4	9	2	14	3	107	22	179	37	171	36	480
5	5	1	20	4	112	23	167	35	176	37	480
6	4	1	18	4	113	24	177	37	168	35	480
7	5	1	12	3	95	20	206	43	162	34	480
8	3	1	23	5	101	21	238	50	115	24	480
9	7	1	21	4	107	22	201	42	144	30	480
10	5	1	18	4	129	27	176	37	152	32	480
11	5	1	16	3	131	27	169	35	159	33	480
12	4	1	13	3	119	25	195	41	149	31	480
13	11	2	19	4	121	25	165	34	164	34	480
14	8	2	14	3	119	25	186	39	153	32	480
15	1	0	13	3	127	26	156	33	183	38	480
16	3	1	20	4	115	24	193	40	149	31	480
17	7	1	15	3	121	25	187	39	150	31	480
18	3	1	12	3	119	25	189	39	157	33	480
19	5	1	6	1	115	24	162	34	192	40	480
20	3	1	11	2	89	19	168	35	209	44	480
Total	97	1	287	3	2346	24	3646	38	3224	34	9600

Feedback Analysis



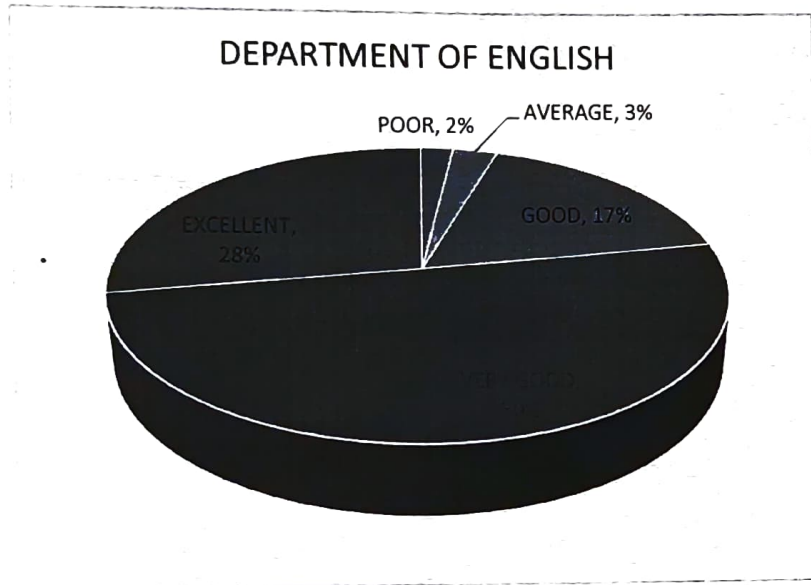
Around 34% of the responses are excellent, 38% very good and 24% are good in curriculum implementation. Overall opinion on the faculty is excellent (44%)

Majority students expressed faculty are very good in putting 100% efforts in completing the syllabus and generating interest in them towards curriculum. Majority expressed faculty has clarity of expression and clarity in subject content. Most of the faculty give information on latest developments in their concerned subjects. 43% faculty are very good in encouraging questions on the topic in the class room and clearing doubts. Latest ICT developments and innovative methods are used in delivering curriculum. Majority of them guide students in giving classroom seminars and participating in extracurricular activities. They are excellent in motivating students to use Library and Internet and make students to involve in student study projects. They are almost available to the student outside the classroom for academic interaction and encourages them to do community service.

DEPARTMENT WISE FEEDBACK ANALYSIS

DEPARTMENT OF ENGLISH

MKR Government Degree College, Devarakonda											
Teacher Feed Back Analysis - 2017-2018											
DEPARTMENT OF ENGLISH											
QUERY	POOR		AVERAGE		GOOD		VERY GOOD		EXCELLENT		TOTAL
	RESPONSES	PERCENTAGE	RESPONSES	PERCENTAGE	RESPONSES	PERCENTAGE	RESPONSES	PERCENTAGE	RESPONSES	PERCENTAGE	
1	0	0	0	0	10	25	15	38	15	38	40
2	1	3	2	5	5	13	22	55	10	25	40
3	0	0	0	0	4	10	16	40	20	50	40
4	2	5	3	8	5	13	20	50	9	23	40
5	2	5	1	3	6	15	19	48	12	30	40
6	1	3	1	3	4	10	21	53	13	33	40
7	0	0	1	3	8	20	21	53	10	25	40
8	1	3	1	3	7	18	22	55	9	23	40
9	0	0	2	5	9	23	18	45	12	30	40
10	1	3	2	5	8	20	19	48	10	25	40
11	0	0	0	0	6	15	23	58	11	28	40
12	1	3	1	3	5	13	21	53	12	30	40
13	2	5	2	5	5	13	15	38	16	40	40
14	1	3	0	0	5	13	22	55	12	30	40
15	0	0	1	3	16	40	15	38	8	20	40
16	1	3	2	5	7	18	28	70	2	5	40
17	1	3	2	5	12	30	15	38	10	25	40
18	1	3	1	3	4	10	29	73	5	13	40
19	1	3	0	0	7	18	18	45	14	35	40
20	0	0	0	0	6	15	22	55	12	30	40
Total	16	2	22	3	139	17	401	50	222	28	800

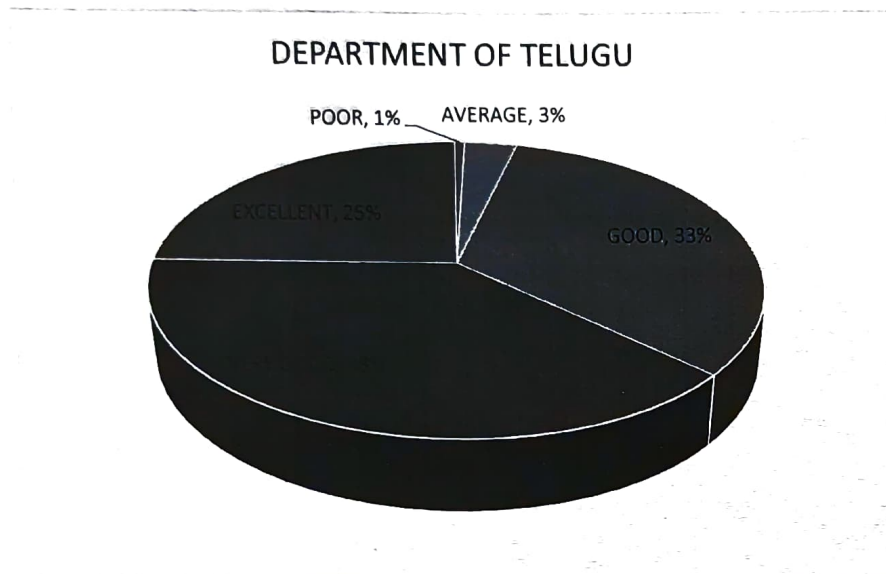


Feedback Analysis

Majority of the respondents are opined that faculty are very good in curriculum delivery to the students. Around 28% of the faculty are excellent, 50% are very good and 17% are good in their performance with reference to the various aspects of curriculum delivery to the students.

DEPARTMENT OF TELUGU

MKR Government Degree College, Devarakonda											
Teacher Feed Back Analysis - 2017-2018											
DEPARTMENT OF TELUGU											
QUERY	POOR		AVERAGE		GOOD		VERY GOOD		EXCELLENT		TOTAL
	RESPONSES	PERCENTAGE	RESPONSES	PERCENTAGE	RESPONSES	PERCENTAGE	RESPONSES	PERCENTAGE	RESPONSES	PERCENTAGE	
1	1	3	1	3	22	55	9	23	7	18	40
2	0	0	1	3	21	53	8	20	10	25	40
3	0	0	3	8	13	33	18	45	6	15	40
4	0	0	2	5	12	30	18	45	8	20	40
5	1	3	0	0	10	25	18	45	11	28	40
6	0	0	3	8	20	50	7	18	10	25	40
7	1	3	0	0	12	30	13	33	14	35	40
8	0	0	2	5	10	25	23	58	5	13	40
9	0	0	3	8	12	30	17	43	8	20	40
10	1	3	1	3	17	43	13	33	8	20	40
11	0	0	1	3	11	28	15	38	13	33	40
12	0	0	0	0	9	23	19	48	12	30	40
13	1	3	1	3	13	33	15	38	10	25	40
14	0	0	1	3	11	28	16	40	12	30	40
15	0	0	0	0	5	13	17	43	18	45	40
16	0	0	1	3	18	45	12	30	9	23	40
17	0	0	2	5	10	25	19	48	9	23	40
18	0	0	2	5	12	30	17	43	9	23	40
19	0	0	0	0	15	38	17	43	8	20	40
20	0	0	2	5	11	28	16	40	11	28	40
Total	5	1	26	3	264	33	307	38	198	25	800



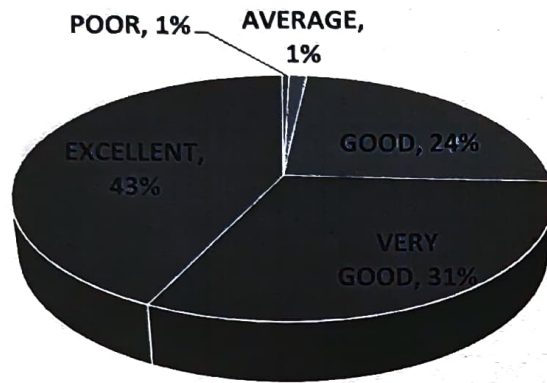
Feedback Analysis

Majority of the respondents are opined that faculty are very good in curriculum delivery to the students. Around 25% of the faculty are excellent, 38% are very good and 33% are good in their performance with reference to the various aspects of curriculum delivery to the students. To overcome the average feedback (3%) it is advised to use more innovative methods of teaching.

DEPARTMENT OF HISTORY

MKR Government Degree College, Devarakonda											
Teacher Feed Back Analysis - 2017-2018											
DEPARTMENT OF HISTORY											
QUERY	POOR		AVERAGE		GOOD		VERY GOOD		EXCELLENT		TOTAL
	RESPONSES	PERCENTAGE	RESPONSES	PERCENTAGE	RESPONSES	PERCENTAGE	RESPONSES	PERCENTAGE	RESPONSES	PERCENTAGE	
1	0	0	0	0	17	43	15	38	8	20	40
2	0	0	2	5	13	33	9	23	16	40	40
3	1	3	0	0	12	30	8	20	19	48	40
4	0	0	0	0	8	20	16	40	16	40	40
5	0	0	2	5	7	18	14	35	17	43	40
6	0	0	2	5	9	23	16	40	13	33	40
7	1	3	0	0	9	23	14	35	16	40	40
8	0	0	0	0	9	23	17	43	14	35	40
9	0	0	0	0	5	13	12	30	23	58	40
10	1	3	0	0	11	28	14	35	14	35	40
11	0	0	0	0	9	23	12	33	19	48	40
12	0	0	1	3	14	35	13	25	12	30	40
13	0	0	1	3	12	30	10	25	17	43	40
14	1	3	1	3	9	23	10	13	19	48	40
15	0	0	0	0	7	18	5	33	28	70	40
16	0	0	0	0	10	25	13	28	17	43	40
17	0	0	1	3	7	18	11	40	21	53	40
18	0	0	0	0	9	23	16	20	15	38	40
19	0	0	0	0	8	20	8	40	24	60	40
20	0	0	0	0	8	20	16	40	16	40	40
Total	4	1	10	1	193	24	249	31	344	43	800

DEPARTMENT OF HISTORY



Feedback Analysis

Majority of the respondents are satisfied about the curriculum delivery to the students. Around 43% of the faculty are excellent, 31% are very good and 24% are good in their performance with reference to the various aspects of curriculum delivery to the students. It is advised to use more innovative methods of teaching in the classroom.

DEPARTMENT OF POLITICAL SCIENCES

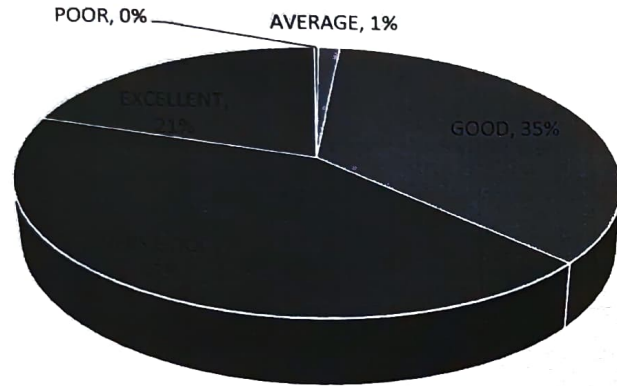
MKR Government Degree College, Devarakonda

Teacher Feed Back Analysis - 2017-2018

DEPARTMENT OF POLITICAL SCIENCES

QUERY	POOR		AVERAGE		GOOD		VERY GOOD		EXCELLENT		TOTAL
	RESPONSES	PERCENTAGE	RESPONSES	PERCENTAGE	RESPONSES	PERCENTAGE	RESPONSES	PERCENTAGE	RESPONSES	PERCENTAGE	
1	0	0	0	0	28	70	11	28	1	3	40
2	0	0	0	0	12	30	22	55	6	15	40
3	0	0	1	3	13	33	15	38	12	30	40
4	0	0	0	0	11	28	18	45	11	28	40
5	0	0	0	0	14	35	16	40	10	25	40
6	0	0	0	0	10	25	24	60	6	15	40
7	0	0	1	3	13	33	22	55	4	10	40
8	0	0	1	3	16	40	18	45	5	13	40
9	0	0	1	3	16	40	18	45	5	13	40
10	0	0	0	0	17	43	16	40	7	18	40
11	1	3	2	5	13	33	14	35	10	25	40
12	0	0	1	3	11	28	14	35	14	35	40
13	0	0	1	3	15	38	13	33	11	28	40
14	0	0	1	3	12	30	19	48	8	20	40
15	0	0	0	0	17	43	18	45	5	13	40
16	0	0	1	3	13	33	22	55	5	13	40
17	1	3	0	0	16	40	15	38	8	20	40
18	0	0	1	3	13	33	17	43	9	23	40
19	0	0	0	0	16	40	13	33	11	28	40
20	0	0	0	0	8	20	16	40	16	40	40
Total	2	0	11	1	284	36	341	43	164	21	800

DEPARTMENT OF POLITICAL SCIENCES



Feedback Analysis

Majority of the respondents are opined that faculty are very good in curriculum delivery to the students. Around 21% of the faculty are excellent, 43% are very good and 36% are good in their performance with reference to the various aspects of curriculum delivery to the students.

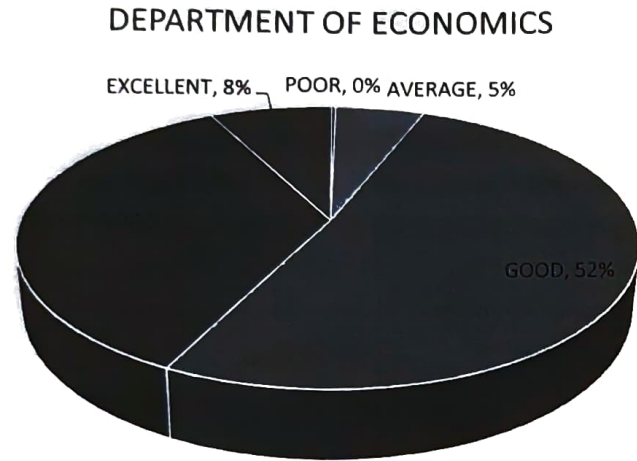
DEPARTMENT OF ECONOMICS

MKR Government Degree College, Devarakonda

Teacher Feed Back Analysis - 2017-2018

DEPARTMENT OF ECONOMICS

QUERY	POOR		AVERAGE		GOOD		VERY GOOD		EXCELLENT		TOTAL
	RESPONSES	PERCENTAGE	RESPONSES	PERCENTAGE	RESPONSES	PERCENTAGE	RESPONSES	PERCENTAGE	RESPONSES	PERCENTAGE	
1	0	0	0	0	16	80	2	10	2	10	20
2	0	0	1	5	10	50	9	45	0	0	20
3	0	0	0	0	13	65	5	25	2	10	20
4	0	0	0	0	10	50	10	50	0	0	20
5	0	0	2	10	10	50	8	40	0	0	20
6	1	5	0	0	10	50	9	45	0	0	20
7	0	0	2	10	0	0	8	40	10	50	20
8	0	0	4	20	7	35	8	40	1	5	20
9	0	0	2	10	10	50	7	35	1	5	20
10	0	0	1	5	13	65	4	20	2	10	20
11	0	0	0	0	15	75	4	20	1	5	20
12	0	0	1	5	10	50	8	40	1	5	20
13	0	0	1	5	12	60	6	30	1	5	20
14	0	0	2	10	6	30	8	40	4	20	20
15	0	0	1	5	13	65	4	20	2	10	20
16	0	0	1	5	8	40	10	50	1	5	20
17	0	0	0	0	10	50	10	50	0	0	20
18	0	0	1	5	10	50	9	45	0	0	20
19	0	0	0	0	13	65	5	25	2	10	20
20	0	0	3	15	10	50	7	35	0	0	20
Total	1	0	22	6	206	52	141	35	30	8	400



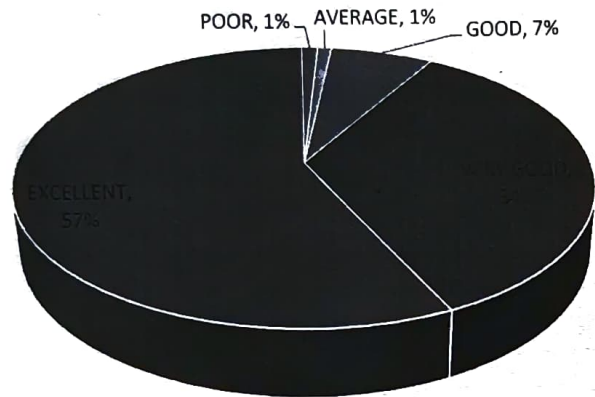
Feedback Analysis

Majority of the respondents are opined that faculty are good in overall curriculum delivery to the students. Around 8% of the faculty are excellent, 35% are very good and 52% are good in their performance with reference to the various aspects of curriculum delivery to the students.

DEPARTMENT OF COMMERCE

MKR Government Degree College, Devarakonda											
Teacher Feed Back Analysis - 2017-2018											
DEPARTMENT OF COMMERCE											
QUERY	POOR		AVERAGE		GOOD		VERY GOOD		EXCELLENT		TOTAL
	RESPONSES	PERCENTAGE	RESPONSES	PERCENTAGE	RESPONSES	PERCENTAGE	RESPONSES	PERCENTAGE	RESPONSES	PERCENTAGE	
1	1	1	2	3	12	15	43	54	22	28	80
2	0	0	0	0	6	8	12	15	62	78	80
3	1	1	0	0	12	15	16	20	51	64	80
4	0	0	1	1	6	8	27	34	46	58	80
5	1	1	1	1	9	11	25	31	44	55	80
6	0	0	1	1	4	5	25	31	50	63	80
7	0	0	1	1	4	5	38	48	37	46	80
8	2	3	2	3	3	4	32	40	41	51	80
9	0	0	1	1	4	5	39	49	36	45	80
10	1	1	0	0	6	8	31	39	42	53	80
11	2	3	2	3	2	3	30	38	44	55	80
12	1	1	1	1	5	6	30	31	43	54	80
13	2	3	1	1	5	6	25	44	47	59	80
14	1	1	0	0	4	5	35	40	40	50	80
15	0	0	0	0	3	4	32	31	45	56	80
16	1	1	0	0	6	8	25	43	48	60	80
17	1	0	1	1	2	3	34	25	42	53	80
18	1	1	0	0	7	9	20	23	52	65	80
19	1	1	0	0	6	8	18	18	55	69	80
20	1	1	1	1	2	3	14	18	62	78	80
Total	17	1	15	1	108	7	551	34	909	57	1600

DEPARTMENT OF COMMERCE



Feedback Analysis

Majority (78%) of the respondents expressed that overall opinion on the faculty is excellent in curriculum delivery to the students. Around 57% of the responses are excellent, 34% are very good and 7% are good in their performance with reference to the various aspects of curriculum delivery to the students. It is advised to use more teaching models in the classroom.

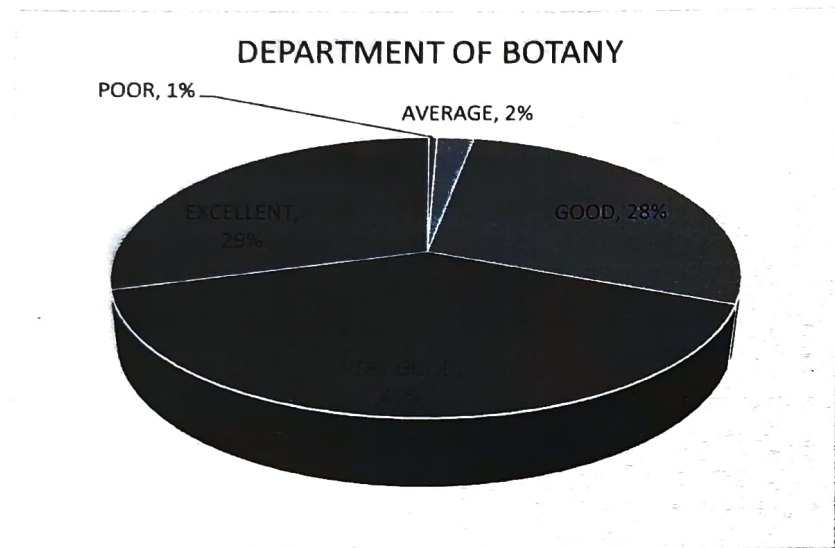
DEPARTMENT OF BOTANY

MKR Government Degree College, Devarakonda

Teacher Feed Back Analysis - 2017-2018

DEPARTMENT OF BOTANY

QUERY	POOR		AVERAGE		GOOD		VERY GOOD		EXCELLENT		TOTAL
	RESPONSES	PERCENTAGE	RESPONSES	PERCENTAGE	RESPONSES	PERCENTAGE	RESPONSES	PERCENTAGE	RESPONSES	PERCENTAGE	
1	0	0	0	0	6	30	9	45	5	25	20
2	0	0	0	0	5	25	10	50	5	25	20
3	0	0	1	5	4	20	10	50	5	25	20
4	1	5	1	5	5	25	7	35	6	30	20
5	0	0	2	10	6	30	5	25	7	35	20
6	0	0	1	5	6	30	6	30	7	35	20
7	0	0	1	5	5	25	6	30	8	40	20
8	0	0	1	5	2	10	12	60	5	25	20
9	1	5	0	0	6	30	7	35	6	30	20
10	0	0	1	5	4	20	12	60	3	15	20
11	0	0	0	0	9	45	4	20	7	35	20
12	0	0	0	0	4	20	13	65	3	15	20
13	0	0	0	0	7	35	6	30	7	35	20
14	0	0	0	0	7	35	9	45	4	20	20
15	0	0	0	0	9	45	3	15	8	40	20
16	0	0	1	5	7	35	7	35	5	25	20
17	0	0	0	0	7	35	8	40	5	25	20
18	0	0	0	0	4	20	10	50	6	30	20
19	0	0	0	0	5	25	8	40	7	35	20
20	0	0	0	0	5	25	7	35	8	40	20
Total	2	1	9	2	113	28	159	40	117	29	400



Feedback Analysis

Majority of the respondents are opined that faculty are excellent in curriculum delivery to the students. Around 29% of the faculty are excellent, 40% are very good and 28% are good in their performance with reference to the various aspects of curriculum delivery to the students. It is advised to give more information on latest developments in the subject to the students.

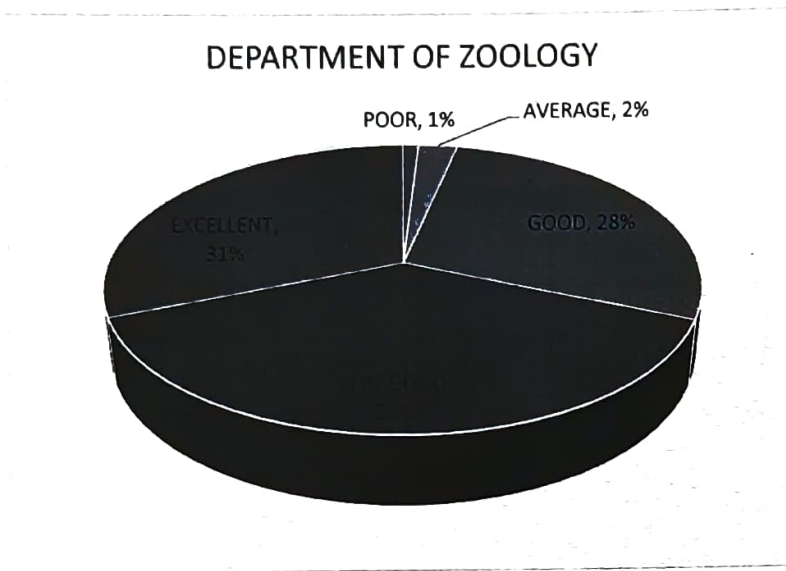
DEPARTMENT OF ZOOLOGY

MKR Government Degree College, Devarakonda

Teacher Feed Back Analysis - 2017-2018

DEPARTMENT OF ZOOLOGY

QUERY	POOR		AVERAGE		GOOD		VERY GOOD		EXCELLENT		TOTAL
	RESPONSES	PERCENTAGE	RESPONSES	PERCENTAGE	RESPONSES	PERCENTAGE	RESPONSES	PERCENTAGE	RESPONSES	PERCENTAGE	
1	0	0	0	0	6	30	7	35	7	35	20
2	0	0	0	0	6	30	10	50	4	20	20
3	0	0	1	5	4	20	10	50	5	25	20
4	1	5	1	5	7	35	5	25	6	30	20
5	0	0	1	5	4	20	5	25	10	50	20
6	0	0	1	5	6	30	6	30	7	35	20
7	0	0	1	5	5	25	5	25	9	45	20
8	0	0	1	5	2	10	12	60	5	25	20
9	1	5	0	0	7	35	6	30	6	30	20
10	1	5	1	5	3	15	10	50	5	25	20
11	0	0	0	0	9	45	4	20	7	35	20
12	0	0	0	0	4	20	11	55	5	25	20
13	1	5	1	5	5	25	6	30	7	35	20
14	0	0	0	0	7	35	9	45	4	20	20
15	0	0	0	0	9	45	3	15	8	40	20
16	1	5	2	10	7	35	7	35	3	15	20
17	0	0	0	0	7	35	8	40	5	25	20
18	0	0	0	0	5	25	9	45	6	30	20
19	1	5	0	0	3	15	10	50	6	30	20
20	1	5	0	0	5	25	7	35	7	35	20
Total	7	1	10	3	111	28	150	38	122	31	400



Feedback Analysis

Majority of the respondents expressed that overall opinion on the faculty is very good in curriculum delivery to the students. Around 31% of the faculty are excellent, 38% are very good and 28% are good in their performance with reference to the various aspects of curriculum delivery to the students. It is advised to arrange more extra-curricular activities.

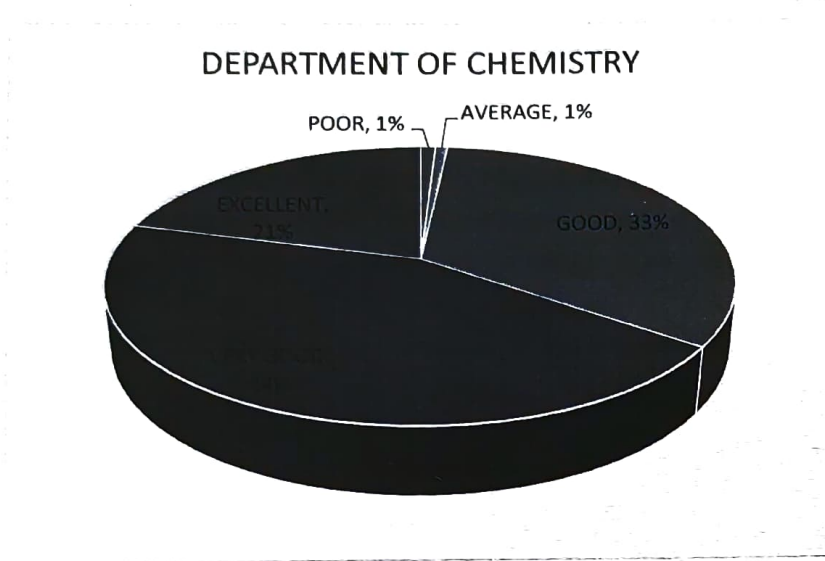
DEPARTMENT OF CHEMISTRY

MKR Government Degree College, Devarakonda

Teacher Feed Back Analysis - 2017-2018

DEPARTMENT OF CHEMISTRY

QUERY	POOR		AVERAGE		GOOD		VERY GOOD		EXCELLENT		TOTAL
	RESPONSES	PERCENTAGE	RESPONSES	PERCENTAGE	RESPONSES	PERCENTAGE	RESPONSES	PERCENTAGE	RESPONSES	PERCENTAGE	
1	1	3	1	3	16	40	19	48	3	8	40
2	1	3	1	3	19	48	16	40	3	8	40
3	1	3	0	0	15	38	23	58	1	3	40
4	0	0	0	0	9	23	19	48	12	30	40
5	0	0	1	3	16	40	14	35	9	23	40
6	0	0	0	0	14	35	12	30	14	35	40
7	0	0	0	0	13	33	15	38	8	20	40
8	0	0	0	0	12	30	22	55	6	15	40
9	1	3	1	3	8	20	22	55	8	20	40
10	0	0	1	3	16	40	13	33	10	25	40
11	0	0	0	0	15	38	16	45	9	23	40
12	1	3	0	0	15	38	18	55	6	15	40
13	0	0	0	0	10	25	22	43	8	20	40
14	0	0	0	0	14	35	17	38	9	23	40
15	1	3	1	3	14	35	15	53	9	23	40
16	0	0	0	0	7	18	21	40	12	30	40
17	0	0	0	0	17	43	16	53	7	18	40
18	0	0	0	0	12	30	21	35	7	18	40
19	1	3	0	0	9	23	14	40	16	40	40
20	0	0	0	0	16	40	16	40	8	20	40
Total	7	1	6	1	267	33	351	44	165	21	800



Feedback Analysis

Majority of the respondents expressed the overall opinion of faculty is very good in implementation of curriculum. Around 21% of the faculty are excellent, 44% are very good and 33% are good in their performance with reference to the various aspects of curriculum delivery to the students. It is advised to guide the students in undertaking study projects.

DEPARTMENT OF MICRO BIOLOGY

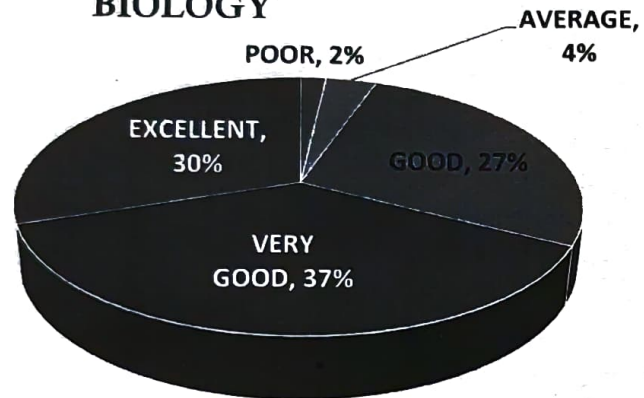
MKR Government Degree College, Devarakonda

Teacher Feed Back Analysis - 2017-2018

DEPARTMENT OF MICRO BIOLOGY

QUERY	POOR		AVERAGE		GOOD		VERY GOOD		EXCELLENT		TOTAL
	RESPONSES	PERCENTAGE	RESPONSES	PERCENTAGE	RESPONSES	PERCENTAGE	RESPONSES	PERCENTAGE	RESPONSES	PERCENTAGE	
1	0	0	0	0	4	20	5	25	11	55	20
2	0	0	0	0	5	25	10	50	5	25	20
3	0	0	1	5	6	30	10	50	5	25	20
4	1	5	1	5	5	25	7	35	6	30	20
5	0	0	2	10	6	30	5	25	7	35	20
6	2	10	2	10	4	20	4	20	8	40	20
7	0	0	1	5	5	25	6	30	8	40	20
8	0	0	1	5	2	10	12	60	5	25	20
9	1	5	0	0	6	30	7	35	6	30	20
10	0	0	1	5	4	20	12	60	3	15	20
11	1	5	0	0	8	40	5	25	6	30	20
12	0	0	0	0	4	20	13	65	3	15	20
13	2	10	2	10	6	30	5	25	5	25	20
14	0	0	0	0	7	35	9	45	4	20	20
15	0	5	0	0	9	45	3	15	8	40	20
16	0	0	1	5	7	35	7	35	5	25	20
17	0	0	0	0	7	35	8	40	5	25	20
18	0	0	2	10	6	30	8	40	8	40	20
19	0	0	0	0	5	25	8	40	7	35	20
20	0	0	0	0	5	25	7	35	8	40	20
Total	7	2	14	4	111	28	151	38	123	31	400

DEPARTMENT OF MICRO BIOLOGY



Feedback Analysis

Majority of the respondents has excellent opinion on the overall performance of the faculty in curriculum delivery to the students. Around 31% of the faculty are excellent, 38% are very good and 28% are good in their performance with reference to the various aspects of curriculum delivery to the students. It is advised to use more innovative methods of teaching in the classroom and also discuss the valued answer scripts with the students.

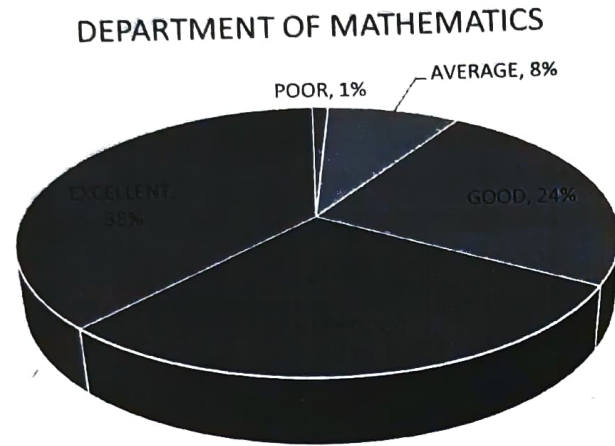
DEPARTMENT OF MATHEMATICS

MKR Government Degree College, Devarakonda

Teacher Feed Back Analysis - 2017-2018

DEPARTMENT OF MATHEMATICS

QUERY	POOR		AVERAGE		GOOD		VERY GOOD		EXCELLENT		TOTAL
	RESPONSES	PERCENTAGE	RESPONSES	PERCENTAGE	RESPONSES	PERCENTAGE	RESPONSES	PERCENTAGE	RESPONSES	PERCENTAGE	
1	1	3	0	0	5	13	10	25	24	60	40
2	0	0	1	3	6	15	13	33	20	50	40
3	0	0	1	3	8	20	11	28	20	50	40
4	0	0	0	0	6	15	11	28	23	58	40
5	0	0	4	10	10	25	8	20	18	45	40
6	0	0	2	5	3	8	22	55	13	33	40
7	0	0	0	0	8	20	19	48	13	33	40
8	0	0	4	10	10	25	19	48	7	18	40
9	0	0	6	15	9	23	16	40	9	23	40
10	0	0	6	15	14	35	10	25	10	25	40
11	1	3	5	13	17	43	6	15	11	28	40
12	0	0	6	15	18	45	6	18	10	25	40
13	2	5	2	5	18	45	7	23	11	28	40
14	2	5	4	10	10	25	9	28	15	38	40
15	0	0	7	18	5	13	11	30	17	43	40
16	0	0	9	23	10	25	12	25	9	23	40
17	1	3	5	13	6	15	10	25	18	45	40
18	0	0	2	5	18	45	10	28	10	25	40
19	0	0	2	5	9	23	11	20	18	45	40
20	1	3	2	5	4	10	8	20	25	63	40
Total	8	1	68	9	194	24	229	29	301	38	800



Feedback Analysis

Majority (63%) of the respondents have excellent opinion on the overall performance of the faculty in curriculum delivery to the students. Around 38% of the faculty are excellent, 29% are very good and 24% are good in their performance with reference to the various aspects of curriculum delivery to the students. It is advised to encourage and guide students in the extracurricular activities like cultural and community service.

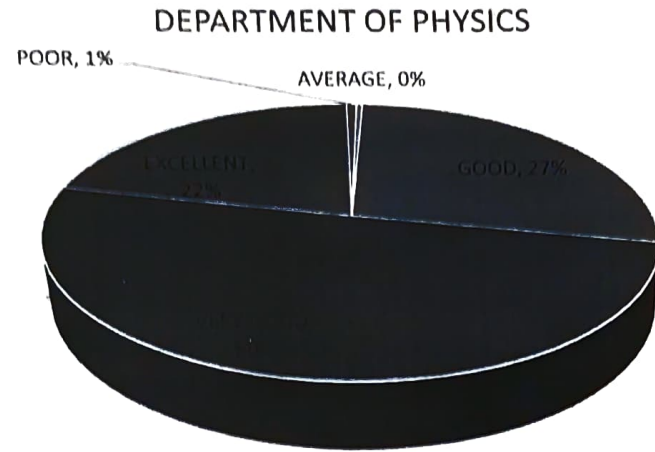
DEPARTMENT OF PHYSICS

MKR Government Degree College, Devarakonda

Teacher Feed Back Analysis - 2017-2018

DEPARTMENT OF PHYSICS

QUERY	POOR		AVERAGE		GOOD		VERY GOOD		EXCELLENT		TOTAL
	RESPONSES	PERCENTAGE	RESPONSES	PERCENTAGE	RESPONSES	PERCENTAGE	RESPONSES	PERCENTAGE	RESPONSES	PERCENTAGE	
1	0	0	0	0	12	30	28	70	0	0	40
2	0	0	0	0	18	45	19	48	3	8	40
3	0	0	0	0	10	25	28	70	2	5	40
4	0	0	0	0	14	35	13	33	13	33	40
5	1	3	1	3	8	20	18	45	12	30	40
6	0	0	1	3	15	38	14	35	10	25	40
7	0	0	0	0	6	15	25	63	9	23	40
8	0	0	0	0	14	35	18	45	8	20	40
9	0	0	0	0	7	18	23	58	9	23	40
10	1	3	0	0	10	25	14	35	16	40	40
11	0	0	0	0	10	25	14	35	16	40	40
12	0	0	0	0	10	25	14	35	16	40	40
13	0	0	1	3	9	23	24	50	6	15	40
14	0	0	0	0	13	33	20	55	7	18	40
15	0	0	0	0	7	18	22	38	10	25	40
16	1	3	0	0	12	30	15	50	12	30	40
17	1	3	0	0	13	33	20	53	7	18	40
18	0	0	0	0	12	30	21	53	7	18	40
19	0	0	0	0	12	30	21	38	8	20	40
20	0	0	0	0	11	28	21	38	8	20	40
21	0	0	0	0	12	30	15	55	12	30	40
22	1	3	0	0	10	25	22	58	8	20	40
23	0	0	0	0	4	10	23	58	13	33	40
24	0	0	0	0	4	10	23	58	13	33	40
Total	5	1	3	0	217	27	403	50	172	22	800



Feedback Analysis

Majority of the respondents (58%) are opined that faculty are very good in curriculum delivery to the students. Around 22% of the faculty are excellent, 50% are very good and 27% are good in their performance with reference to the various aspects of curriculum delivery to the students.

DEPARTMENT OF COMPUTER SCIENCES/APPLICATIONS

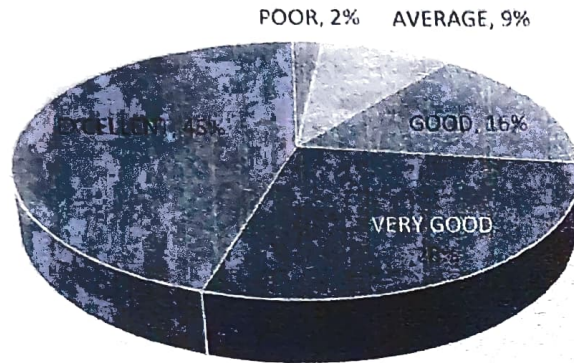
MKR Government Degree College, Devarakonda

Teacher Feed Back Analysis - 2017-2018

DEPARTMENT OF COMPUTER SCIENCES/APPLICATIONS

QUERY	POOR		AVERAGE		GOOD		VERY GOOD		EXCELLENT		TOTAL
	RESPONSES	PERCENTAGE	RESPONSES	PERCENTAGE	RESPONSES	PERCENTAGE	RESPONSES	PERCENTAGE	RESPONSES	PERCENTAGE	
1	0	0	2	5	4	10	10	25	24	60	40
2	0	0	0	0	8	20	8	20	24	60	40
3	0	0	0	0	0	0	14	35	26	65	40
4	4	10	5	13	8	20	8	20	15	38	40
5	0	0	3	8	6	15	12	30	19	48	40
6	0	0	4	10	8	20	11	28	17	43	40
7	3	8	4	10	7	18	10	25	16	40	40
8	0	0	6	15	7	18	23	58	4	10	40
9	2	5	5	13	8	20	10	25	15	38	40
10	0	0	4	10	6	15	8	20	22	55	40
11	0	0	5	13	8	20	12	30	15	38	40
12	1	3	2	5	7	18	9	23	21	53	40
13	0	0	7	18	6	15	13	33	14	35	40
14	2	5	5	13	5	13	8	20	10	25	40
15	0	0	3	8	7	18	10	25	20	50	40
16	0	0	2	5	3	8	9	23	26	65	40
17	3	8	4	10	9	23	12	30	12	30	40
18	0	0	3	8	7	18	12	30	18	45	40
19	1	3	4	10	9	23	10	25	16	40	40
20	0	0	3	8	5	13	9	23	23	58	40
Total	16	2	71	9	128	16	218	27	357	45	800

DEPARTMENT OF COMPUTER
SCIENCES/APPLICATIONS



Feedback Analysis

Majority (58%) of the respondents have excellent opinion on the overall performance of the faculty in curriculum delivery to the students. Around 45% of the faculty are excellent, 27% are very good and 16% are good in their performance with reference to the various aspects of curriculum delivery to the student. It is advised to use more ICT aids to cover the syllabus and enhance the subject content.

[Signature]
I.Q.A.C. Coordinator
M.K.R. Government Degree College,
Devarakonda, Nalgonda. Dt. 508248

[Signature]
PRINCIPAL
MKR Govt. Degree College
DEVARAKONDA, NALGONDA DISTRICT

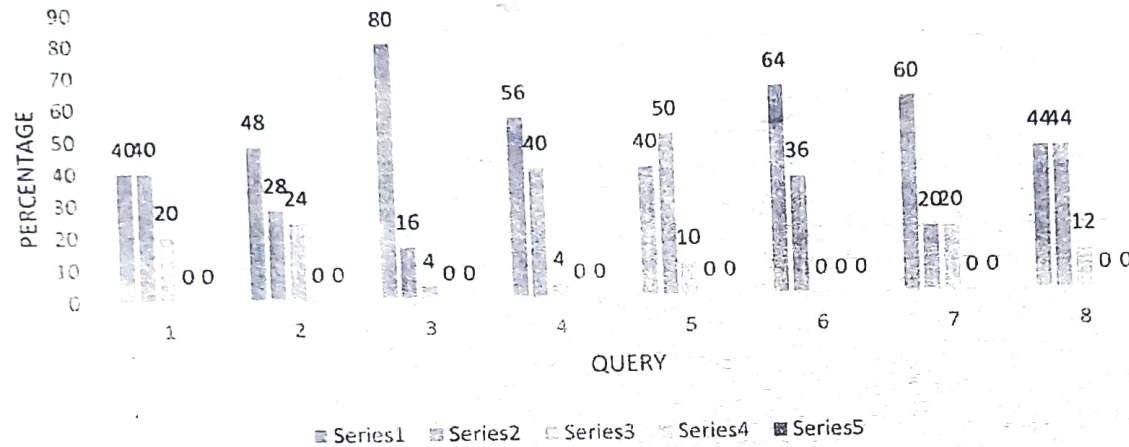
FEEDBACK ANALYSIS OF STUDENT ON CURRICULUM

Feedback on curriculum is obtained from a sample of 50 students from different classes of various departments.

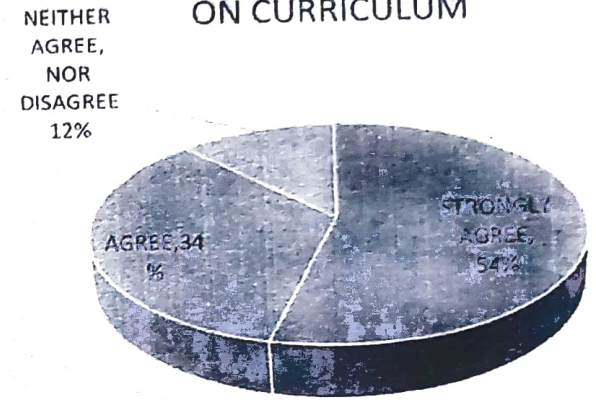
Percentage Analysis is used to analyze the data.

MKR GOVERNMENT DEGREE COLLEGE, DEVARAKONDA												
STUDENT FEEDBACK ANALYSIS ON CURRICULUM												
2017-18												
SL.NO	QUERY	STRONGLY AGREE		AGREE		NEITHER AGREE NOR DISAGREE		DISAGREE		STRONGLY DISAGREE		TOTAL
		Response	%	Response	%	Response	%	Response	%	Response	%	
1	The Syllabus/Courses taught was updated enough	20	40	20	40	10	20	0	0	0	0	50
2	The objectives of the syllabi are well defined	24	48	14	28	12	24	0	0	0	0	50
3	Getting enough time to cover all the topics	40	80	8	16	2	4	0	0	0	0	50
4	There is a good balance between curricular-curricular and extra-curricular activities	28	56	20	40	2	4	0	0	0	0	50
5	Course curriculum fulfils the students' expectations	20	40	25	50	5	10	0	0	0	0	50
6	curriculum is effectively implemented in the college	32	64	18	36	0	0	0	0	0	0	50
7	Syllabus creates interest in the student	30	60	10	20	10	20	0	0	0	0	50
8	Assessment pattern measures the knowledge of students completely	22	44	22	44	6	12	0	0	0	0	50
	Total	216	54	137	34	47	12	0	0	0	0	400

STUDENT FEEDBACK ON CURRICULUM



STUDENT FEEDBACK ANALYSIS ON CURRICULUM



Feedback Analysis

Majority of the respondents strongly agree that curriculum is well defined and implemented in the college. Most of the students strongly agree that the Syllabus/Courses taught was updated enough, the objectives of the syllabi are well defined and students are getting enough time to cover all the topics. 56% of students strongly agree that there is a good balance between curricular-curricular and extra-curricular activities. More than 70% agrees that course curriculum fulfils the student’s expectations and curriculum is effectively implemented in the college. Majority (60%) of the students strongly agrees that syllabus creates interest in them and assessment patterns are sufficient to measure the knowledge of students completely. Majority students are satisfied with curriculum design and its implementation in the college.

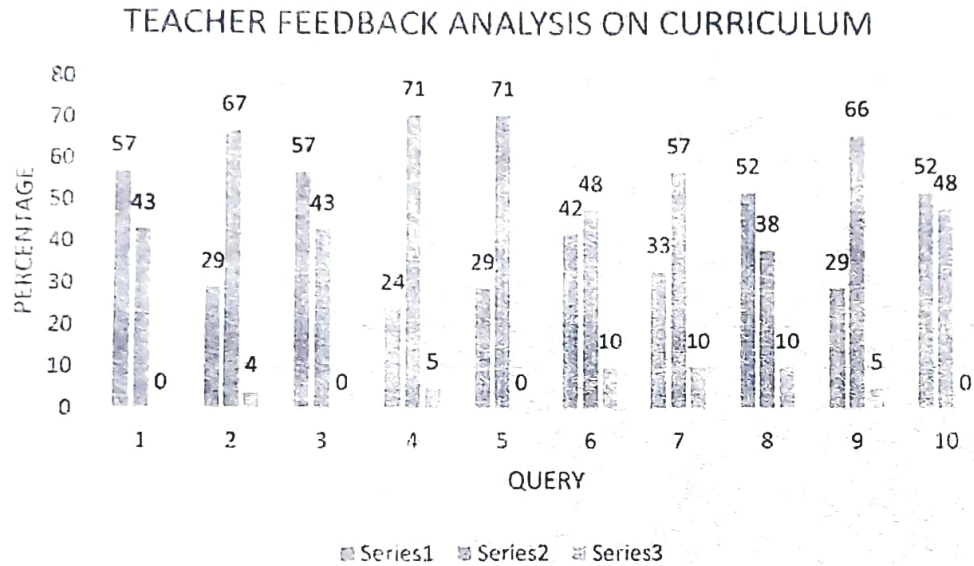
[Signature]
I.Q.A.C. Coordinator
M.K.R. Government Degree College,
Devarakonda, Nalgonda. Dt. 508-248

[Signature]
PRINCIPAL
MKR Govt. Degree College
DEVARAKONDA, NALGONDA DIST.

FEEDBACK ANALYSIS OF TEACHER ON CURRICULUM


Feedback on curriculum is obtained from a sample of 21 teachers from different departments. Percentage Analysis is used to analyze the data

MKR GOVERNMENT DEGREE COLLEGE, DEVARAKONDA						
TEACHER FEEDBACK ANALYSIS						
2017-18						
SL.NO	QUERY	Responses in Percentage				
		STRONGLY AGREE	AGREE	NEITHER AGREE NOR DISARGEE	DISAGREE	STRONGLY DIS AGREE
1	The courses /syllabus taught has good balance between theory and application	57	43	0	0	0
2	The objectives of the syllabi are well defined	29	67	4	0	0
3	The college has given me full freedom to adopt new techniques/strategies of teaching	57	43	0	0	0
4	The college has given freedom to adopt new techniques of assessing the students?	24	71	5	0	0
5	The prescribed books are available in the library in sufficient numbers	29	71	0	0	0
6	The environment in the college is conducive to teaching and Research	42	48	10	0	0
7	The administration is teacher friendly?	33	57	10	0	0
8	The college provides adequate opportunities and support to staff for career advancement	52	38	10	0	0
9	ICT facilities in the college are satisfactory	29	66	5	0	0
10	Overall maintenance of the college environment	52	48	0	0	0
	TOTAL	40	55	5	0	0



NEITHER AGREE NOR DISARGE, 5%

TEACHER FEEDBACK ON CURRICULUM



Feedback Analysis

Majority of the teachers agree that curriculum is well defined and implemented in the college. Around 57% agree that courses /syllabus taught has good balance between theory and application and 67% agreed that objectives of the syllabi are well defined. More than 50% of the teachers strongly agree that the college has given full freedom to adopt new techniques of teaching and assessing the students. About 71% agreed that the prescribed books are available in the library in sufficient numbers and the environment in the college is conducive to teaching and research. The administration is teacher friendly. The college provides adequate opportunities and support to staff for career advancement. More than 95% are satisfied with ICT facilities in the college. Most of them are satisfied with overall maintenance of the college environment

[Signature]
I.Q.A.C. Coordinator
 Government Degree College,
 Nalgonda, Dt. 508248

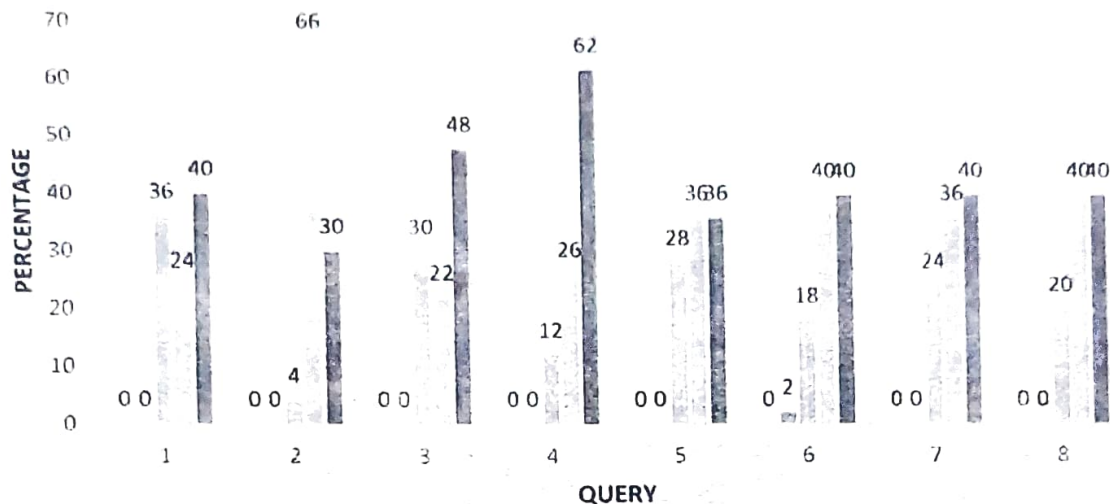
[Signature]
PRINCIPAL
 MKR Govt. Degree College
 DEVARAKONDA, NALGONDA DIST

FEEDBACK ANALYSIS OF PARENT ON CURRICULUM

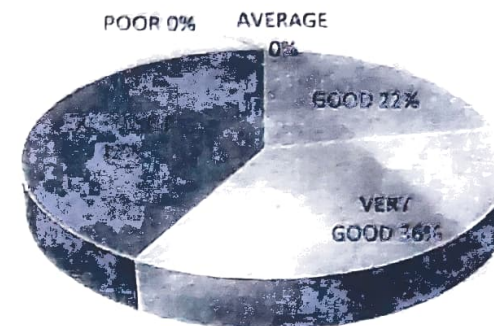
Feedback on curriculum is obtained from a sample of 50 parents on various aspects of curriculum. Percentage Analysis is used to analyze the data.

MKR GOVERNMENT DEGREE COLLEGE, DEVARAKONDA						
PARENT FEEDBACK ANALYSIS ON CURRICULUM						
2017-18						
SL.NO	QUERY	Responses in Percentage				
		POOR	AVERAGE	GOOD	VERY GOOD	EXCELLENT
1	Quality and relevance of the curriculum for career	0	0	36	24	40
2	Does infrastructure and lab facilities sufficient to deliver curriculum in your ward?	0	0	4	66	30
3	Does curriculum is useful in improving communication skills in your ward?	0	0	30	22	48
4	Does the curriculum help in widening intellectual horizon?	0	0	12	26	62
5	Do you feel that curriculum undertaken enhances employability skills in your ward?	0	0	28	36	36
6	Use of Information and communication technology in the college to deliver the curriculum	0	2	18	40	40
7	Academic discipline observed by the college	0	0	24	36	40
8	Improvement of ethics and morals in your ward while studying in the college	0	0	20	40	40
	TOTAL	0	0	22	36	42

PARENT FEEDBACK ANALYSIS



PARENT FEEDBACK ANALYSIS



Feedback Analysis

Feedback is obtained from the parents on various aspects of curriculum delivery, its relevance and usefulness, facilities like library, labs, ICT aids in the college for effective delivery of the curriculum, Academic discipline observed in the college and improvement of ethics and morals in students while pursuing the course.

Majority of the parents is of opinion that curriculum is relevant for the career. 66% of the parents expressed Infrastructure and lab facilities in the college are very good to deliver the curriculum. Majority opined that curriculum is useful in improving communication skills and employability skills and widening intellectual horizon of the ward. Majority gave excellent and very good rating for the use of ICT in the college to deliver the curriculum. They are satisfied with academic discipline observed in the college. Majority said college is excellent in improving ethics and morals in their ward.

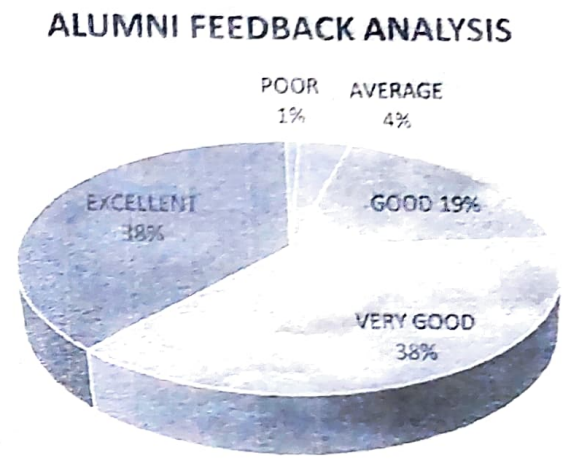
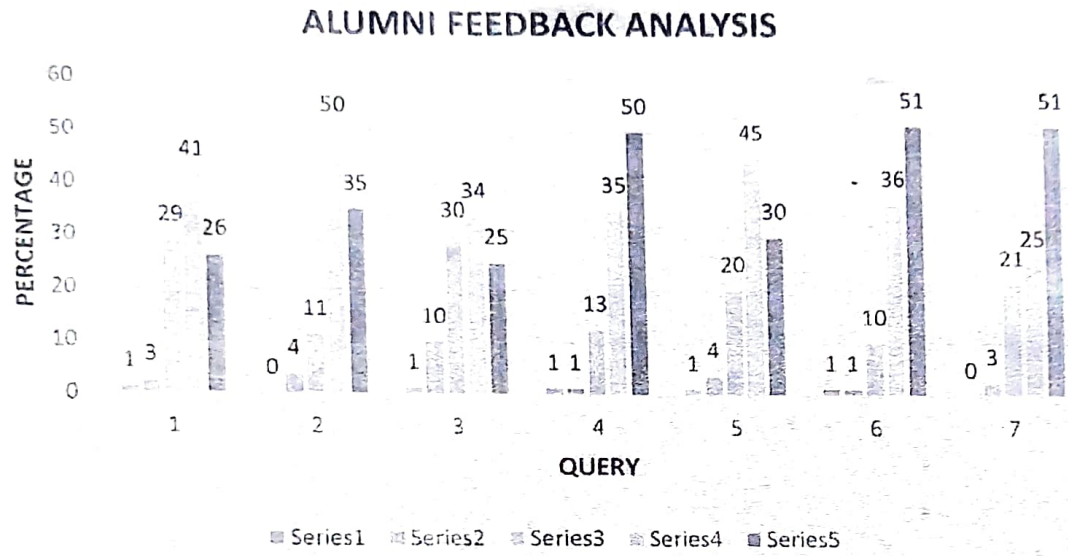
[Signature]
 I.Q.A.C. Coordinator
 M.K.R. Government Degree College,
 Devarakonda, Nalgonda. Dt. 508 248

[Signature]
 PRINCIPAL
 MKR GOVT Degree College
 DEVARAKONDA, NALGONDA DIST.

FEEDBACK ANALYSIS OF ALUMNI ON CURRICULUM


Feedback on curriculum is obtained from a sample of 80 members of Alumni on various aspects of curriculum. Percentage Analysis is used to analyze the data

MKR GOVERNMENT DEGREE COLLEGE, DEVARAKONDA						
ALUMNI FEEDBACK ANALYSIS ON CURRICULUM						
2017-18						
Sl.No	QUERY	Responses in Percentage				
		POOR	AVERAGE	GOOD	VERY GOOD	EXCELLENT
1	Relevance of curriculum in your job	1	3	29	41	26
2	Infrastructure and lab facility	0	4	11	50	35
3	Faculty	1	10	30	34	25
4	Library	1	1	13	35	50
5	Office staff	1	4	20	45	30
6	College Environment	1	1	10	36	51
7	Overall rating of the college	0	3	21	25	51
	TOTAL	1	4	19	38	38



Feedback Analysis

Feedback is obtained from Alumni on different parameters like Curriculum, infrastructure, lab facilities, faculty, library, office staff and college environment. One open ended question to give suggestions is also included in the feedback form. Majority felt curriculum is relevant to their jobs. Most of them are satisfied with infrastructure and lab facilities. Around 50% expressed library facilities are excellent. They opined most of the faculty and office staff are very good. The overall college environment is excellent.


 I.Q.A.C. Coordinator
 M.K.R. Government Degree College,
 Devarakonda, Nalgonda Dist. 508248


 PRINCIPAL
 M.K.R. Govt. Degree College
 DEVARAKONDA, NALGONDA DIST.