



**MKR GOVERNMENT DEGREE COLLEGE
DEVARAKONDA
FEEDBACK ANALYSIS REPORT**

2016-17

Feedback is very crucial and integral element of teaching-learning process. The college has a continuous teaching -learning evaluation mechanism through a process of feedback collection and analysis as a part of IQAC. Feedback is obtained from all the stakeholders of the institution, viz. Students, Parents and alumni as well as the teachers. All the feedbacks are administered through a questionnaire. The questions range from curriculum design, delivery, methodology, evaluation, use of ICT and infrastructure. The students are not required to disclose their identity anywhere in the questionnaire. This way the students are free to express their correct perceptions without any inhibitions. The feedback thus obtained is studied and analyzed in order to identify if there are any lacunas. Suggestions for improvement are taken into consideration. Specific complaints shall be addressed. The teachers are personally counseled with regards to the feedback they receive. The IQAC of the institution ensures monitoring all the curricular and co-curricular aspects.

The feedback analysis report consists of

- Department wise feedback analysis on curriculum implementation and performance of the teacher given by students.
- Feedback Analysis on Curriculum by Students
- Feedback Analysis on Curriculum by Teachers
- Feedback Analysis on Curriculum by Parents
- Feedback Analysis on Curriculum by Alumni

DEPARTMENT WISE FEEDBACK ANALYSIS

Feedback is collected from the students on curriculum delivery and performance of the teacher with reference to the 20 items. The opinion of the student is given on five-point rating scale. Percentage Analysis is used to analyze the data. Feedback is obtained from minimum 20 students of different classes from all the departments. A sample of 420 students from entire college is selected for collection of feedback. The following queries are included in the feedback form.


Sl.no	Query/Item
1	Efforts to effectively cover 100% Syllabus
2	The Interest generated in the students while teaching in the room
3	Clarity of expression while teaching the topic /lesson
4	Depth of Subject Content explained
5	Level of latest developments in the subject taught
6	Use of the methods of teaching like class seminar, question -answer, group discussion etc. In the class room
7	Encouraging questions on the topic in the class and cleaning doubts
8	Use of teaching models and teaching aids in the class room
9	Encouraging and supervising the Students for the Study Projects
10	Aptitude shown in arranging field visits, invited lecturers etc.,In the subject
11	Encouraging and guiding students in reading library (subject and general) books and using Internet
12	Encouraging and Guiding Students in giving class Seminars
13	Regularity and seriousness in valuing the answer scripts of monthly tests and discussing the same with the students
14	Remedial Coaching and efforts made in preparing the students for university Examinations.
15	Regularity and Punctuality to the class
16	Enthusiasm shown to encourage and guide students in the extracurricular activities like cultural, community service, nation building etc.
17	Counseling and Career guidance
18	Accessibility of the lecture outside the class room for Academic interaction.
19	Personal care and affection while dealing with individual Students and helping students.
20	Overall opinion on the lecturer.

MKR Government Degree College, Devarakonda

Analysis of Student Feed Back on Teacher & curriculum Delivery - 2016-17

QUERY	POOR		AVERAGE		GOOD		VERY GOOD		EXCELLENT		Total
	RESPONSES	%	RESPONSES	%	RESPONSES	%	RESPONSES	%	RESPONSES	%	
1	6	1	25	6	89	21	165	39	135	32	420
2	3	1	6	1	98	23	136	32	177	42	420
3	3	1	13	3	82	20	170	40	152	36	420
4	3	1	4	1	82	20	166	40	165	39	420
5	3	1	11	3	94	22	182	43	130	31	420
6	0	0	21	5	92	22	155	37	152	36	420
7	6	1	18	4	78	19	155	37	163	39	420
8	2	0	24	6	88	21	177	42	129	31	420
9	4	1	11	3	74	18	185	44	146	35	420
10	7	2	21	5	118	28	153	36	121	29	420
11	7	2	26	6	92	22	160	38	135	32	420
12	1	0	15	4	115	27	147	35	142	34	420
13	5	1	19	5	83	20	158	38	155	37	420
14	4	1	26	6	114	27	133	32	143	34	420
15	4	1	13	3	95	23	160	38	148	35	420
16	3	1	19	5	97	23	158	38	143	34	420
17	4	1	14	3	97	23	155	37	150	36	420
18	3	1	17	4	94	22	148	35	158	38	420
19	5	1	16	4	83	20	151	36	165	39	420
20	2	0	7	2	45	11	139	33	227	54	420
Total	75	1	326	4	1810	22	3153	38	3036	36	8400

Feedback Analysis



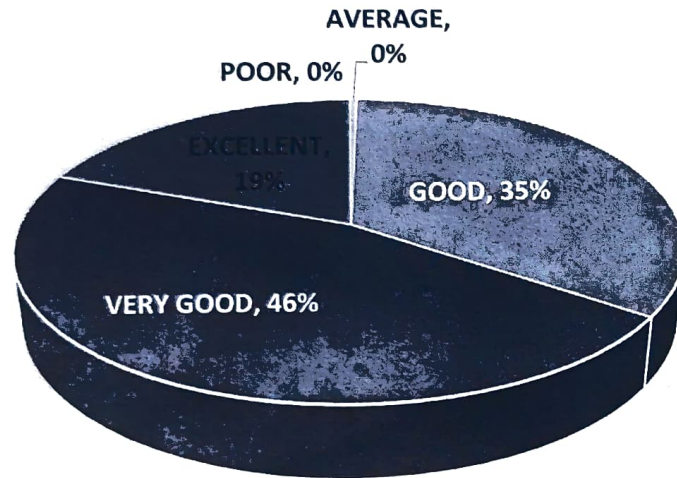
Around 36% of the responses are excellent, 38% very good and 22% are good in curriculum implementation. Overall opinion on the faculty is excellent (54%)

Majority students expressed faculty are very good in putting 100% efforts in completing the syllabus and they are excellent in generating interest in them towards curriculum. Majority expressed faculty has clarity of expression and clarity in subject content. Most of the faculty give information on latest developments in their concerned subjects. Faculty are very good in encouraging questions on the topic in the class room and clearing doubts. Latest ICT developments and innovative methods are used in delivering curriculum. Majority of them guide students in giving classroom seminars and participating in extracurricular activities. They are excellent in motivating students to use Library and Internet facilities and make students to involve in student study projects. They take personal care and affection while dealing with individual students. Majority of the students are satisfied with faculty and their implementation of curriculum in classroom.

MKR Government Degree College, Devarakonda**Teacher Feed Back Analysis - 2016-2017****DEPARTMENT OF ENGLISH**

QUERY	POOR		AVERAGE		GOOD		VERY GOOD		EXCELLENT		TOTAL
	RESPONSES	PERCENTAGE	RESPONSES	PERCENTAGE	RESPONSES	PERCENTAGE	RESPONSES	PERCENTAGE	RESPONSES	PERCENTAGE	
1	0	0	1	3	17	43	22	55	0	0	40
2	0	0	0	0	21	53	16	40	3	8	40
3	0	0	0	0	15	38	24	60	1	3	40
4	0	0	0	0	9	23	21	53	10	25	40
5	0	0	1	3	16	40	14	35	9	23	40
6	0	0	0	0	14	35	12	30	14	35	40
7	0	0	0	0	15	38	17	43	8	20	40
8	0	0	0	0	12	30	22	55	6	15	40
9	0	0	0	0	10	25	24	60	6	15	40
10	0	0	1	3	14	35	15	38	10	25	40
11	0	0	0	0	15	38	16	48	9	23	40
12	0	0	0	0	16	40	19	55	5	13	40
13	0	0	0	0	10	25	22	43	8	20	40
14	0	0	0	0	14	35	17	43	9	23	40
15	0	0	0	0	16	40	17	53	7	18	40
16	0	0	0	0	7	18	21	40	12	30	40
17	0	0	0	0	17	43	16	53	7	18	40
18	0	0	0	0	12	30	21	40	7	18	40
19	0	0	0	0	10	25	16	40	14	35	40
20	0	0	0	0	16	40	16	40	8	20	40
Total	0	0	3	0	276	35	368	46	153	19	800

DEPARTMENT OF ENGLISH



Feedback Analysis

Majority of the respondents are opined that faculty are excellent in curriculum delivery to the students. Around 19% of the faculty are excellent, 46% are very good and 35% are good in their performance with reference to the various aspects of curriculum delivery to the students.

DEPARTMENT OF TELUGU

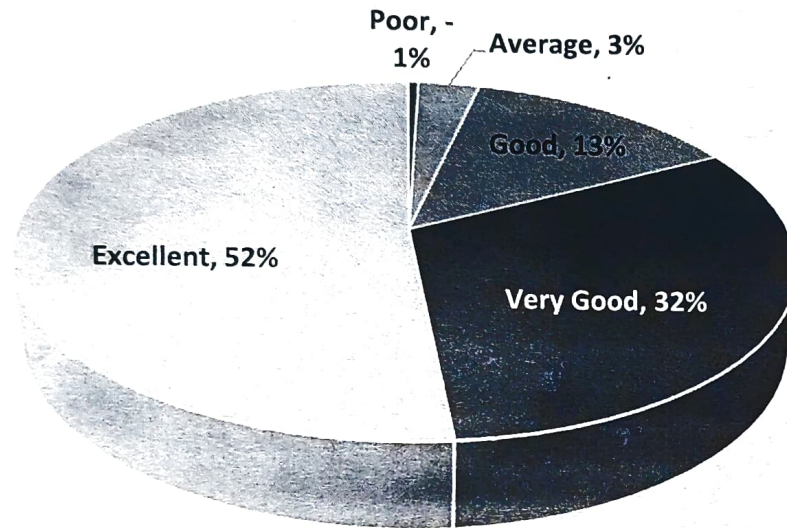
MKR Government Degree College, Devarakonda

Teacher Feed Back Analysis - 2016-2017

DEPARTMENT OF TELUGU

QUERY	POOR		AVERAGE		GOOD		VERY GOOD		EXCELLENT		TOTAL
	RESPONSES	PERCENTAGE	RESPONSES	PERCENTAGE	RESPONSES	PERCENTAGE	RESPONSES	PERCENTAGE	RESPONSES	PERCENTAGE	
1	0	0	2	5	4	10	11	27.5	23	57.5	40
2	0	0	0	0	2	5	9	22.5	29	72.5	40
3	0	0	0	0	6	15	12	30	22	55	40
4	0	0	1	2.5	6	15	16	40	17	42.5	40
5	0	0	3	7.5	11	27.5	15	37.5	11	27.5	40
6	0	0	1	2.5	6	15	16	40	17	42.5	40
7	0	0	2	5	5	12.5	9	22.5	24	60	40
8	0	0	1	2.5	4	10	13	32.5	22	55	40
9	1	2.5	1	2.5	4	10	17	42.5	17	42.5	40
10	2	5	1	2.5	11	27.5	10	25	16	40	40
11	0	0	2	5	3	7.5	17	42.5	18	45	40
12	0	0	2	5	8	20	9	22.5	21	52.5	40
13	0	0	0	0	4	10	19	47.5	17	42.5	40
14	0	0	2	5	7	17.5	8	20	23	57.5	40
15	1	2.5	2	5	4	10	9	22.5	24	60	40
16	0	0	0	0	8	20	11	27.5	21	52.5	40
17	0	0	0	0	2	5	14	35	24	60	40
18	0	0	1	2.5	8	20	9	22.5	22	55	40
19	0	0	2	5	3	7.5	17	42.5	18	45	40
20	0	0	1	2.5	2	5	11	27.5	26	65	40
Total	4	1	24	3	108	14	252	32	412	52	800

Department of TELUGU



Feedback Analysis

Majority of the respondents are opined that faculty are excellent in curriculum delivery to the students. Around 52% of the faculty are excellent, 32% are very good and 13% are good in their performance with reference to the various aspects of curriculum delivery to the students. To overcome the average feedback (3%) it is advised to arrange more field visits and teach latest developments in the subjects taught to the students.

DEPARTMENT OF HISTORY

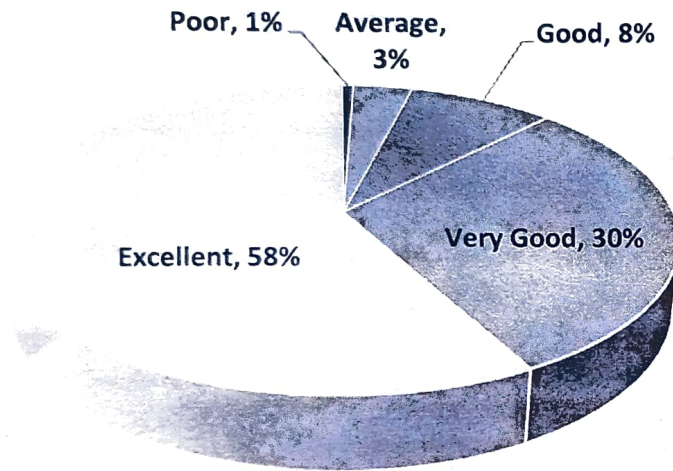
MKR Government Degree College, Devarakonda

Teacher Feed Back Analysis - 2016-2017

DEPARTMENT OF HISTORY

QUERY	POOR		AVERAGE		GOOD		VERY GOOD		EXCELLENT		TOTAL
	RESPONSES	PERCENTAGE	RESPONSES	PERCENTAGE	RESPONSES	PERCENTAGE	RESPONSES	PERCENTAGE	RESPONSES	PERCENTAGE	
1	1	3	0	0	1	3	13	33	25	63	40
2	0	0	1	3	3	8	9	23	27	68	40
3	0	0	2	5	7	18	7	18	24	60	40
4	1	3	2	5	2	5	15	38	20	50	40
5	1	3	0	0	4	10	18	45	17	43	40
6	0	0	3	8	1	3	11	28	25	63	40
7	0	0	2	5	6	15	9	23	23	58	40
8	1	3	2	5	6	15	13	33	18	45	40
9	1	3	2	5	1	3	10	25	26	65	40
10	0	0	1	3	7	18	16	40	16	40	40
11	0	0	2	5	6	15	17	43	15	38	40
12	0	0	2	5	3	8	14	35	21	53	40
13	0	0	1	3	3	8	6	15	30	75	40
14	0	0	1	3	1	3	11	28	27	68	40
15	0	0	0	0	4	10	12	30	24	60	40
16	0	0	2	5	4	10	12	30	22	55	40
17	0	0	1	3	2	5	18	45	19	48	40
18	0	0	3	8	0	0	14	35	23	58	40
19	0	0	0	0	5	13	8	20	27	68	40
20	0	0	0	0	1	3	6	15	33	83	40
Total	5	1	27	3	67	8	239	30	462	58	800

Department Of HISTORY



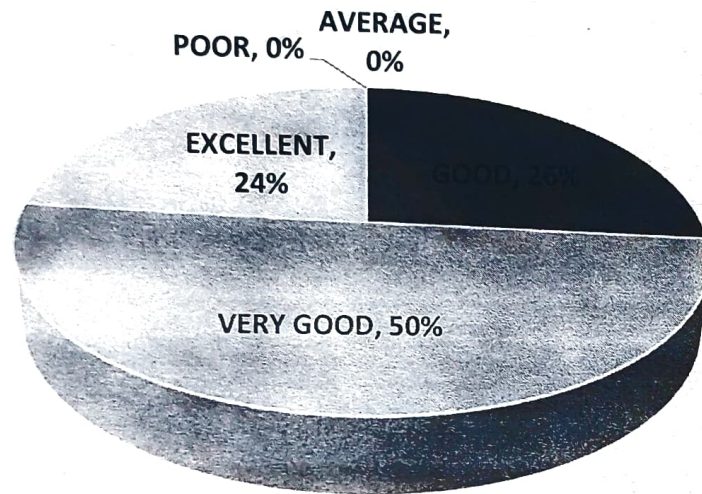
Feedback Analysis

Majority (83%) of the respondents are opined that faculty are excellent in curriculum delivery to the students. Around 58% of the faculty are excellent, 30% are very good and 8% are good in their performance with reference to the various aspects of curriculum delivery to the students. It is advised to use other methods of teaching like seminars and group discussions and ICT aids in the classroom.

DEPARTMENT OF POLITICAL SCIENCES**MKR Government Degree College, Devarakonda****Teacher Feed Back Analysis - 2016-2017****DEPARTMENT OF POLITICAL SCIENCES**

QUERY	POOR		AVERAGE		GOOD		VERY GOOD		EXCELLENT		TOTAL
	RESPONSES	PERCENTAGE	RESPONSES	PERCENTAGE	RESPONSES	PERCENTAGE	RESPONSES	PERCENTAGE	RESPONSES	PERCENTAGE	
1	0	0	0	0	8	40	11	55	1	5	20
2	0	0	0	0	10	50	9	45	1	5	20
3	0	0	0	0	5	25	14	70	1	5	20
4	0	0	0	0	4	20	12	60	4	20	20
5	0	0	0	0	4	20	14	70	2	10	20
6	0	0	0	0	8	40	9	45	3	15	20
7	0	0	0	0	6	30	8	40	6	30	20
8	0	0	0	0	3	15	9	45	8	40	20
9	0	0	0	0	2	10	13	65	5	25	20
10	0	0	0	0	3	15	10	50	7	35	20
11	0	0	0	0	5	25	8	40	7	35	20
12	0	0	0	0	3	15	10	50	7	35	20
13	0	0	0	0	3	15	10	50	7	35	20
14	0	0	0	0	6	30	11	55	3	15	20
15	0	0	0	0	7	35	8	40	5	25	20
16	0	0	0	0	6	30	9	45	5	25	20
17	0	0	0	0	7	35	9	45	4	20	20
18	0	0	0	0	9	45	8	40	3	15	20
19	0	0	0	0	4	20	7	35	9	45	20
20	0	0	0	0	1	5	12	60	7	35	20
Total	0	0	0	0	104	26	201	50	95	24	400

DEPARTMENT OF POLITICAL SCIENCES



Feedback Analysis

Majority of the respondents are opined that faculty are very good in curriculum delivery to the students. Around 24% of the faculty are excellent, 50% are very good and 26% are good in their performance with reference to the various aspects of curriculum delivery to the students.

DEPARTMENT OF ECONOMICS

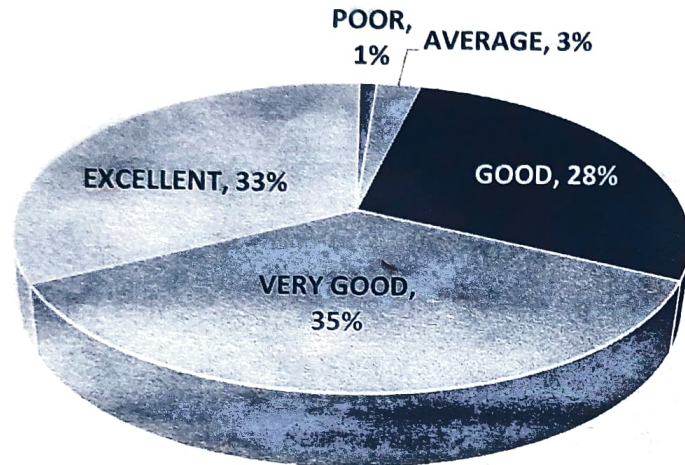
MKR Government Degree College, Devarakonda

Teacher Feed Back Analysis - 2016-2017

DEPARTMENT OF ECONOMICS

QUERY	POOR		AVERAGE		GOOD		VERY GOOD		EXCELLENT		TOTAL
	RESPONSES	PERCENTAGE	RESPONSES	PERCENTAGE	RESPONSES	PERCENTAGE	RESPONSES	PERCENTAGE	RESPONSES	PERCENTAGE	
1	1	5	3	15	3	15	12	60	1	5	20
2	0	0	0	0	11	55	3	15	6	30	20
3	0	0	1	5	3	15	9	45	7	35	20
4	1	5	0	0	7	35	4	20	8	40	20
5	0	0	0	0	5	25	12	60	3	15	20
6	0	0	1	5	7	35	9	45	3	15	20
7	0	0	0	0	7	35	6	30	7	35	20
8	0	0	0	0	5	25	7	35	8	40	20
9	1	5	0	0	3	15	9	45	7	35	20
10	0	0	1	5	9	45	3	15	7	35	20
11	0	0	1	5	4	20	8	40	7	35	20
12	1	5	0	0	6	30	4	20	9	45	20
13	0	0	1	5	3	15	10	50	6	30	20
14	0	0	2	10	7	35	5	25	6	30	20
15	0	0	0	0	4	20	6	30	10	50	20
16	0	0	0	0	9	45	5	25	6	30	20
17	0	0	0	0	6	30	7	35	7	35	20
18	0	0	0	0	7	35	8	40	5	25	20
19	0	0	0	0	5	25	8	40	7	35	20
20	0	0	0	0	2	10	6	30	12	60	20
Total	4	1	10	3	113	28	141	35	132	33	400

DEPARTMENT OF ECONOMICS



Feedback Analysis

Majority (60%) of the respondents are opined that faculty are excellent in overall curriculum delivery to the students. Around 33% of the faculty are excellent, 35% are very good and 28% are good in their performance with reference to the various aspects of curriculum delivery to the students. It is advised to arrange more remedial classes.

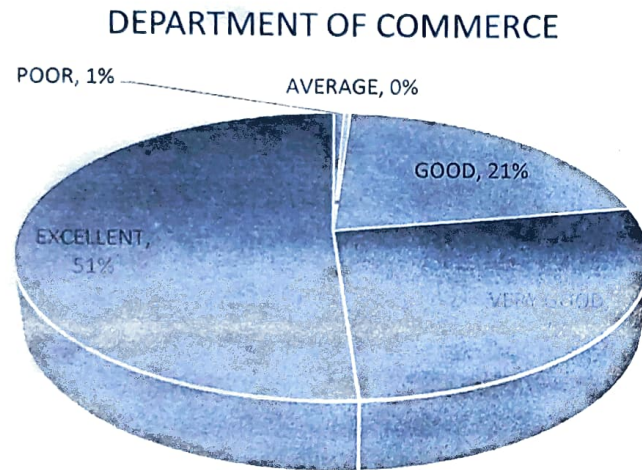
DEPARTMENT OF COMMERCE

MKR Government Degree College, Devarakonda

Teacher Feed Back Analysis - 2016-2017

DEPARTMENT OF COMMERCE

QUERY	POOR		AVERAGE		GOOD		VERY GOOD		EXCELLENT		TOTAL
	RESPONSES	PERCENTAGE	RESPONSES	PERCENTAGE	RESPONSES	PERCENTAGE	RESPONSES	PERCENTAGE	RESPONSES	PERCENTAGE	
1	0	0	0	0	0	0	12	30	28	70	40
2	0	0	0	0	5	13	6	15	29	73	40
3	0	0	0	0	2	5	10	25	28	70	40
4	0	0	0	0	14	35	13	33	13	33	40
5	1	3	1	3	8	20	18	45	12	30	40
6	0	0	1	3	15	38	14	35	10	25	40
7	0	0	0	0	6	15	9	23	25	63	40
8	0	0	0	0	8	20	5	13	18	45	40
9	1	3	0	0	7	18	9	23	23	58	40
10	0	0	0	0	10	25	14	35	16	40	40
11	0	0	1	3	6	15	9	33	24	60	40
12	0	0	0	0	7	18	13	25	20	50	40
13	1	3	0	0	7	18	10	33	22	55	40
14	1	3	0	0	12	30	13	18	15	38	40
15	0	0	0	0	13	33	7	18	20	50	40
16	0	0	0	0	12	30	7	20	21	53	40
17	0	0	0	0	11	28	8	30	21	53	40
18	1	3	0	0	12	30	12	25	15	38	40
19	0	0	0	0	8	20	10	33	22	55	40
20	0	0	0	0	4	10	13	33	23	58	40
Total	5	1	3	0	167	21	212	27	405	51	800



Feedback Analysis

Majority (58%) of the respondents expressed that overall opinion on the faculty is excellent in curriculum delivery to the students. Around 51% of the faculty are excellent, 27% are very good and 21% are good in their performance with reference to the various aspects of curriculum delivery to the students. It is advised to conduct remedial coaching for students and encourage the students in participating study projects.

DEPARTMENT OF BOTANY

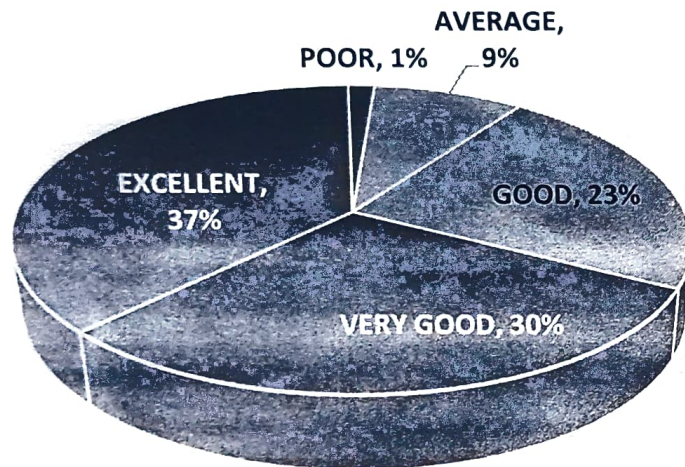
MKR Government Degree College, Devarakonda

Teacher Feed Back Analysis - 2016-2017

DEPARTMENT OF BOTANY

QUERY	POOR		AVERAGE		GOOD		VERY GOOD		EXCELLENT		TOTAL
	RESPONSES	PERCENTAGE	RESPONSES	PERCENTAGE	RESPONSES	PERCENTAGE	RESPONSES	PERCENTAGE	RESPONSES	PERCENTAGE	
1	0	0	0	0	3	15	8	40	9	45	20
2	0	0	0	0	3	15	4	20	13	65	20
3	0	0	0	0	2	10	5	25	13	65	20
4	0	0	0	0	1	5	6	30	13	65	20
5	0	0	0	0	3	15	8	40	9	45	20
6	0	0	0	0	2	10	11	55	7	35	20
7	0	0	0	0	5	25	11	55	4	20	20
8	0	0	0	0	8	40	8	40	4	20	20
9	0	0	1	5	12	60	2	10	5	25	20
10	1	5	3	15	9	45	3	15	4	20	20
11	1	5	4	20	7	35	4	20	4	20	20
12	0	0	4	20	7	35	3	15	6	30	20
13	0	0	6	30	3	15	5	25	6	30	20
14	0	0	5	25	4	20	3	15	8	40	20
15	0	0	4	20	4	20	8	40	4	20	20
16	1	5	2	10	5	25	8	40	4	20	20
17	2	10	1	5	6	30	4	20	7	35	20
18	0	0	2	10	4	20	6	30	8	40	20
19	0	0	0	0	2	10	8	40	10	50	20
20	1	5	2	10	1	5	5	25	11	55	20
Total	6	2	34	9	91	23	120	30	149	37	400

DEPARTMENT OF BOTANY



Feedback Analysis

Majority (55%) of the respondents are opined that faculty are excellent in curriculum delivery to the students. Around 37% of the faculty are excellent, 30% are very good and 23% are good in their performance with reference to the various aspects of curriculum delivery to the students. To make improvements in the least rated item, it is advised to arrange more field visits.

DEPARTMENT OF ZOOLOGY

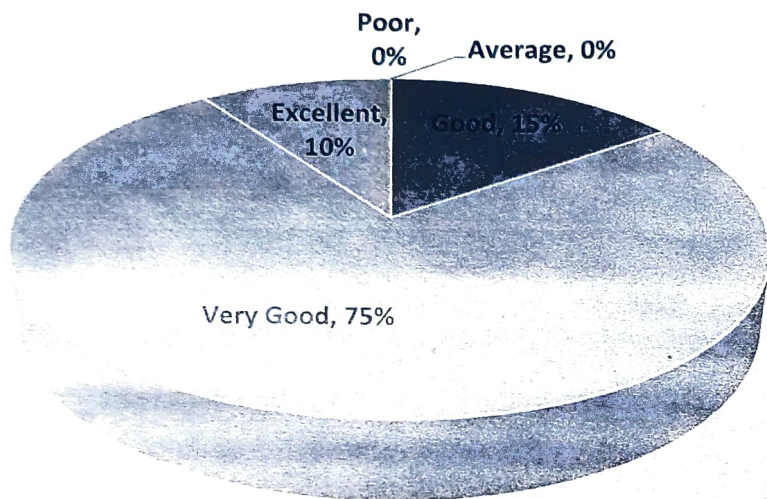
MKR Government Degree College, Devarakonda

Teacher Feed Back Analysis - 2016-2017

DEPARTMENT OF ZOOLOGY

QUERY	POOR		AVERAGE		GOOD		VERY GOOD		EXCELLENT		TOTAL
	RESPONSES	PERCENTAGE	RESPONSES	PERCENTAGE	RESPONSES	PERCENTAGE	RESPONSES	PERCENTAGE	RESPONSES	PERCENTAGE	
1	0	0	0	0	3	15	17	85	0	0	20
2	0	0	0	0	3	15	16	80	1	5	20
3	0	0	0	0	3	15	14	70	3	15	20
4	0	0	0	0	3	15	14	70	3	15	20
5	0	0	0	0	3	15	16	80	1	5	20
6	0	0	0	0	3	15	15	75	2	10	20
7	0	0	0	0	3	15	15	75	2	10	20
8	0	0	0	0	3	15	15	75	2	10	20
9	0	0	0	0	3	15	16	80	1	5	20
10	0	0	0	0	3	15	15	75	2	10	20
11	0	0	0	0	3	15	15	75	2	10	20
12	0	0	0	0	3	15	15	75	2	10	20
13	0	0	0	0	3	15	14	70	3	15	20
14	0	0	0	0	3	15	15	75	2	10	20
15	0	0	0	0	3	15	15	75	2	10	20
16	0	0	0	0	3	15	16	80	1	5	20
17	0	0	0	0	3	15	15	75	2	10	20
18	0	0	0	0	3	15	16	80	1	5	20
19	0	0	0	0	3	15	13	65	4	20	20
20	0	0	0	0	3	15	14	70	3	15	20
Total	0	0	0	0	60	15	301	75	39	10	400

Department of Zoology



Feedback Analysis

Majority (70%) of the respondents expressed that overall pinion on the faculty is very good in curriculum delivery to the students. Around 10% of the faculty are excellent,75% are very good and 15% are good in their performance with reference to the various aspects of curriculum delivery to the students.

DEPARTMENT OF CHEMISTRY

MKR Government Degree College, Devarakonda

Teacher Feed Back Analysis - 2016-2017

DEPARTMENT OF CHEMISTRY

QUERY	POOR		AVERAGE		GOOD		VERY GOOD		EXCELLENT		TOTAL
	RESPONSES	PERCENTAGE	RESPONSES	PERCENTAGE	RESPONSES	PERCENTAGE	RESPONSES	PERCENTAGE	RESPONSES	PERCENTAGE	
1	0	0	0	0	16	40	17	43	7	18	40
2	0	0	0	0	7	18	19	48	14	35	40
3	1	3	1	3	6	15	15	38	17	43	40
4	0	0	0	0	4	10	23	58	13	33	40
5	0	0	0	0	6	15	13	33	21	53	40
6	0	0	5	3	3	8	12	30	22	55	40
7	0	0	0	0	5	13	18	45	17	43	40
8	1	3	1	3	3	8	21	53	12	30	40
9	0	0	0	0	5	13	19	48	16	40	40
10	0	0	1	3	6	15	23	58	13	33	40
11	2	5	2	5	5	13	20	30	11	28	40
12	0	0	0	0	14	35	12	38	14	35	40
13	2	5	3	8	3	8	15	28	17	43	40
14	0	0	0	0	16	40	11	63	13	33	40
15	0	0	0	0	1	3	25	40	14	35	40
16	0	0	0	0	7	18	16	38	17	43	40
17	0	0	4	10	3	8	15	43	18	45	40
18	0	0	0	0	5	13	17	35	18	45	40
19	3	8	3	8	3	8	14	35	9	23	40
20	0	0	0	0	3	8	14	35	23	58	40
Total	9	1	20	3	121	15	339	42	306	38	800

DEPARTMENT OF MICRO BIOLOGY

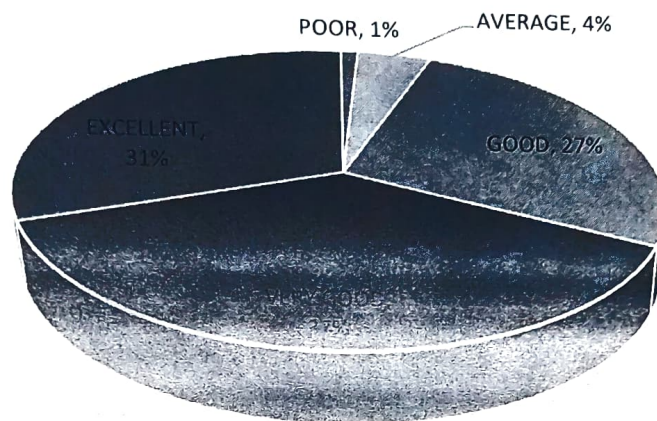
MKR Government Degree College, Devarakonda

Teacher Feed Back Analysis - 2016-2017

DEPARTMENT OF MICRO BIOLOGY

QUERY	POOR		AVERAGE		GOOD		VERY GOOD		EXCELLENT		TOTAL
	RESPONSES	PERCENTAGE	RESPONSES	PERCENTAGE	RESPONSES	PERCENTAGE	RESPONSES	PERCENTAGE	RESPONSES	PERCENTAGE	
1	0	0	2	10	4	20	5	25	9	45	20
2	0	0	0	0	5	25	10	50	5	25	20
3	0	0	1	5	4	20	10	50	5	25	20
4	1	5	1	5	5	25	7	35	6	30	20
5	1	5	4	20	6	30	2	10	7	35	20
6	0	0	1	5	6	30	6	30	7	35	20
7	0	0	1	5	5	25	6	30	8	40	20
8	0	0	2	10	4	20	11	55	3	15	20
9	0	0	0	0	6	30	8	40	6	30	20
10	0	0	1	5	4	20	12	60	3	15	20
11	0	0	0	0	9	45	4	20	7	35	20
12	0	0	0	0	4	20	13	65	3	15	20
13	0	0	0	0	7	35	6	30	7	35	20
14	0	0	0	0	7	35	9	45	4	20	20
15	3	15	1	5	5	25	4	20	7	35	20
16	0	0	1	5	7	35	7	35	5	25	20
17	0	0	0	0	7	35	8	40	5	25	20
18	0	0	0	0	5	25	8	40	7	35	20
19	2	10	1	5	3	15	6	30	8	40	20
20	1	5	1	5	3	15	5	25	10	50	20
Total	8	1	17	4	106	27	147	37	122	31	400

DEPARTMENT OF MICROBIOLOGY



Feedback Analysis

Majority (50%) of the respondents have excellent opinion on the overall performance of the faculty in curriculum delivery to the students. Around 31% of the faculty are excellent, 37% are very good and 27% are good in their performance with reference to the various aspects of curriculum delivery to the students. It is advised to teach more latest developments in the subject to the students in the classroom.

DEPARTMENT OF MATHEMATICS

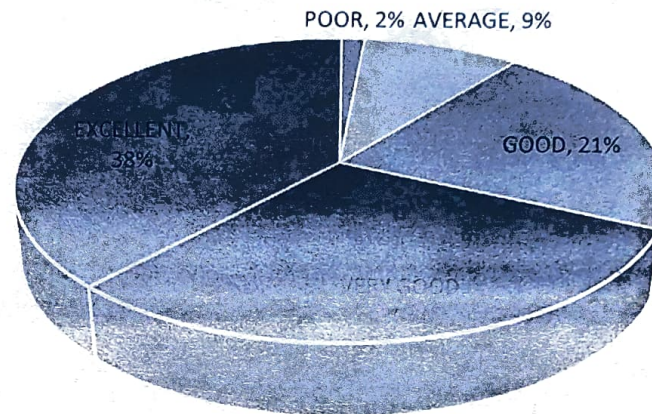
MKR Government Degree College, Devarakonda

Teacher Feed Back Analysis - 2016-2017

DEPARTMENT OF MATHEMATICS

QUERY	POOR		AVERAGE		GOOD		VERY GOOD		EXCELLENT		TOTAL
	RESPONSES	PERCENTAGE	RESPONSES	PERCENTAGE	RESPONSES	PERCENTAGE	RESPONSES	PERCENTAGE	RESPONSES	PERCENTAGE	
1	1	3	1	3	8	20	10	25	20	50	40
2	0	0	1	3	6	15	13	33	20	50	40
3	0	0	3	8	8	20	11	28	18	45	40
4	0	0	0	0	6	15	11	28	23	58	40
5	0	0	2	5	2	5	19	48	17	43	40
6	0	0	0	0	3	8	24	60	13	33	40
7	3	8	6	15	5	13	16	40	10	25	40
8	0	0	4	10	10	25	19	48	7	18	40
9	0	0	6	15	9	23	16	40	9	23	40
10	0	0	4	10	16	40	11	28	9	23	40
11	2	5	5	13	10	25	9	15	14	35	40
12	0	0	6	15	18	45	6	18	10	25	40
13	2	5	2	5	18	45	7	23	11	28	40
14	2	5	4	10	10	25	9	23	15	38	40
15	0	0	6	15	6	15	9	30	19	48	40
16	0	0	8	20	8	20	12	25	12	30	40
17	1	3	6	15	5	13	10	25	18	45	40
18	0	0	6	15	9	23	10	28	15	38	40
19	0	0	2	5	9	23	11	20	18	45	40
20	0	0	1	3	3	8	8	20	28	70	40
Total	11	1	73	9	169	21	241	30	306	38	800

DEPARTMENT OF MATHEMATICS



Feedback Analysis

Majority (70%) of the respondents have excellent opinion on the overall performance of the faculty in curriculum delivery to the students. Around 38% of the faculty are excellent, 30% are very good and 21% are good in their performance with reference to the various aspects of curriculum delivery to the students. It is advised to encourage and guide students in the extracurricular activities like cultural and community service.

DEPARTMENT OF PHYSICS

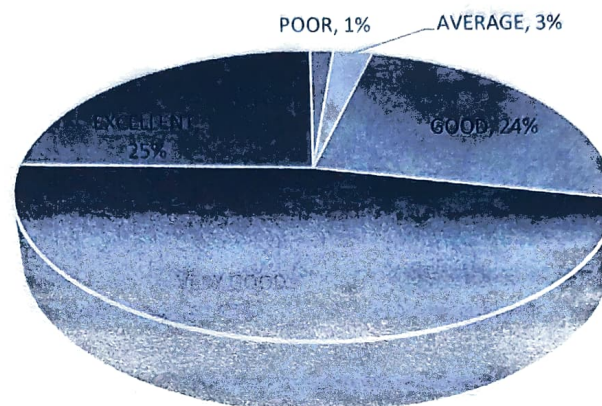
MKR Government Degree College, Devarakonda

Teacher Feed Back Analysis - 2016-2017

DEPARTMENT OF PHYSICS

QUERY	POOR		AVERAGE		GOOD		VERY GOOD		EXCELLENT		TOTAL
	RESPONSES	PERCENTAGE	RESPONSES	PERCENTAGE	RESPONSES	PERCENTAGE	RESPONSES	PERCENTAGE	RESPONSES	PERCENTAGE	
1	0	0	0	0	13	33	27	68	0	0	40
2	3	8	4	10	12	30	12	30	9	23	40
3	0	0	0	0	10	25	28	70	2	5	40
4	0	0	0	0	12	30	13	33	15	38	40
5	0	0	0	0	10	25	19	48	11	28	40
6	0	0	5	13	12	30	10	25	13	33	40
7	1	3	1	3	4	10	20	50	14	35	40
8	0	0	0	0	14	35	18	45	8	20	40
9	0	0	0	0	7	18	24	60	9	23	40
10	4	10	2	5	11	28	15	38	8	20	40
11	0	0	1	3	9	23	24	43	6	15	40
12	0	0	0	0	13	33	17	58	10	25	40
13	0	0	0	0	7	18	23	38	10	25	40
14	0	0	0	0	13	33	15	50	12	30	40
15	0	0	0	0	13	33	20	35	7	18	40
16	2	5	5	13	7	18	14	53	12	30	40
17	0	0	0	0	11	28	21	30	8	20	40
18	2	5	2	5	2	5	12	55	22	55	40
19	0	0	0	0	10	25	22	58	8	20	40
20	0	0	0	0	4	10	23	58	13	33	40
Total	12	2	20	3	194	24	377	47	197	25	800

DEPARTMENT OF PHYSICS



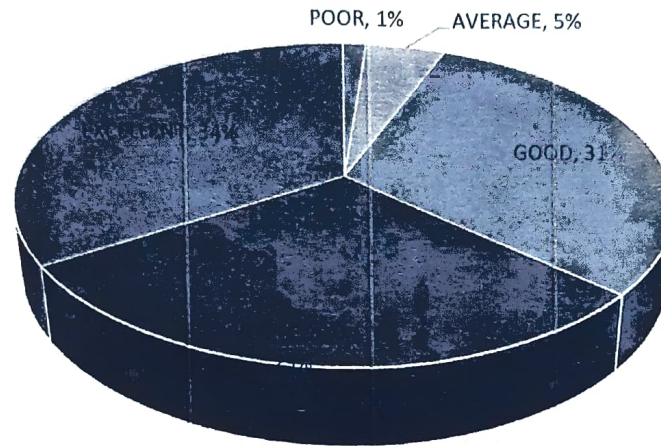
Feedback Analysis

Majority of the respondents (58%) are opined that faculty are very good in curriculum delivery to the students. Around 25% of the faculty are excellent, 47% are very good and 24% are good in their performance with reference to the various aspects of curriculum delivery to the students. It is advised to arrange more field visits and extension lectures.

DEPARTMENT OF COMPUTER SCIENCES/APPLICATIONS

MKR Government Degree College, Devarakonda											
Teacher Feed Back Analysis - 2016-2017											
DEPARTMENT OF COMPUTER SCIENCES/APPLICATIONS											
QUERY	POOR		AVERAGE		GOOD		VERY GOOD		EXCELLENT		TOTAL
	RESPONSES	PERCENTAGE	RESPONSES	PERCENTAGE	RESPONSES	PERCENTAGE	RESPONSES	PERCENTAGE	RESPONSES	PERCENTAGE	
1	3	8	4	10	9	23	10	25	14	35	40
2	0	0	0	0	10	25	10	25	20	50	40
3	2	5	1	3	15	38	11	28	11	28	40
4	0	0	0	0	9	23	11	28	20	50	40
5	0	0	0	0	16	40	14	35	10	25	40
6	0	0	0	0	12	30	6	15	22	55	40
7	2	5	6	15	6	15	11	28	15	38	40
8	0	0	4	10	7	18	16	40	13	33	40
9	0	0	1	3	5	13	18	45	16	40	40
10	0	0	2	5	15	38	6	15	17	43	40
11	2	5	4	10	14	35	9	23	11	28	40
12	0	0	1	3	13	33	12	30	14	35	40
13	0	0	2	5	16	40	11	28	11	28	40
14	1	3	4	10	14	35	16	40	5	13	40
15	0	0	0	0	15	38	20	50	5	13	40
16	0	0	1	3	14	35	20	50	5	13	40
17	1	3	2	5	17	43	10	25	10	28	40
18	0	0	3	8	18	45	7	18	12	30	40
19	0	0	0	0	18	45	11	28	11	28	40
20	0	0	2	5	2	5	6	15	30	75	40
Total	11	1	37	5	245	31	235	29	272	34	800

DEPARTMENT OF COMPUTER
SCIENCEES/APPLICATIONS



Feedback Analysis

Majority (75%) of the respondents have excellent opinion on the overall performance of the faculty in curriculum delivery to the students. Around 34% of the faculty are excellent, 29% are very good and 31% are good in their performance with reference to the various aspects of curriculum delivery to the student. It is advised to use more ICT aids to cover the syllabus.


I.Q.A.C. Coordinator
M.K.R. Government Degree College,
Bevarakonda, Nalgonda, Dt. 508248

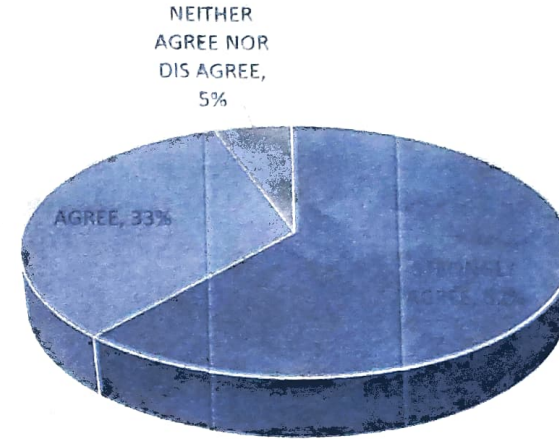
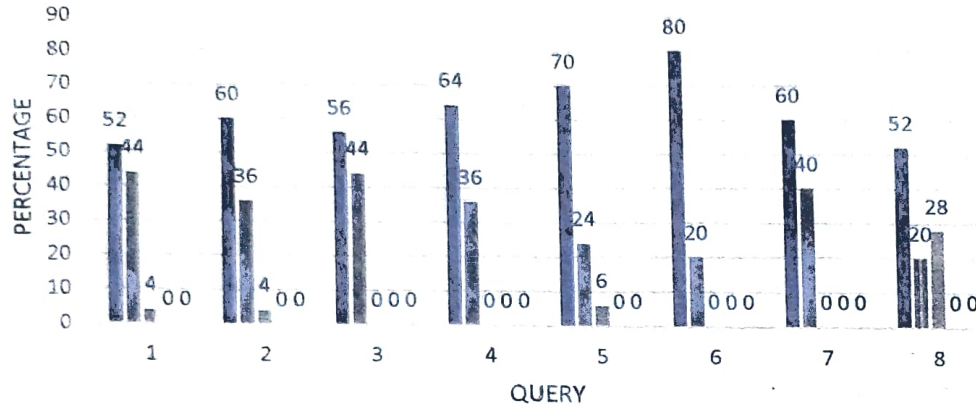

PRINCIPAL (FAC)
M.K.R. Government Degree College,
Bevarakonda, Nalgonda. Dt. 508248

FEEDBACK ANALYSIS OF STUDENT ON CURRICULUM

Feedback on curriculum is obtained from a sample of 50 students from different classes of various departments. Percentage Analysis is used to analyze the data.

MKR GOVERNMENT DEGREE COLLEGE, DEVARAKONDA												
STUDENT FEEDBACK ANALYSIS ON CURRICULUM												
2016-17												
SL.NO	QUERY	STRONGLY AGREE		AGREE		NEITHER AGREE NOR DISAGREE		DISAGREE		STRONGLY DISAGREE		TOTAL
		Response	%	Response	%	Response	%	Response	%	Response	%	
1	Curriculum/Topics taught was covered enough	26	52	22	44	2	4	0	0	0	0	50
2	The objectives of the syllabi are well defined	30	60	18	36	2	4	0	0	0	0	50
3	Getting enough time to cover all the topics	28	56	22	44	0	0	0	0	0	0	50
4	There is a good balance between curricular-curricular and extra-curricular activities	32	64	18	36	0	0	0	0	0	0	50
5	Course curriculum fulfils the student's expectations	35	70	12	24	3	6	0	0	0	0	50
6	curriculum is effectively implemented in the college	40	80	10	20	0	0	0	0	0	0	50
7	Syllabus creates interest in the student	30	60	20	40	0	0	0	0	0	0	50
8	Assessment pattern measures the knowledge of students completely	26	52	10	20	14	28	0	0	0	0	50
	Total	247	62	132	33	21	5	0	0	0	0	400

STUDENT FEEDBACK ON CURRICULUM



Feedback Analysis

Majority (62%) of the respondents strongly agree that curriculum is well defined and implemented in the college. More than 50% of the students strongly agrees that the Syllabus/Courses taught was updated enough, the objectives of the syllabi are well defined and students are getting enough time to cover all the topics. 64% of students strongly agree that there is a good balance between curricular-curricular and extra-curricular activities. Around 70% strongly agrees that course curriculum fulfils the student's expectations and 80% responded that curriculum is effectively implemented in the college. Majority of the students strongly agrees that syllabus creates interest in them and assessment patterns are sufficient to measure the knowledge of students completely. 28% of the students have neutral opinion about the assessment pattern. More than 95% students are satisfied with curriculum design and its implementation in the college.

[Signature]
I.Q.A.C. Coordinator
M.K.R. Government Degree College,
Devarakonda, Nalgonda. Dt. 508248

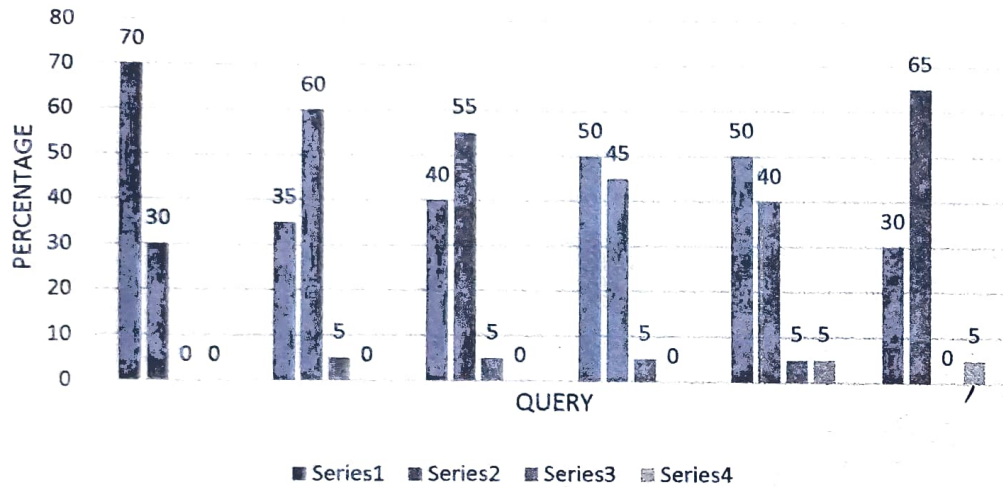
[Signature]
Principal (FAC)
I.K.R. Government Degree College,
Devarakonda, Nalgonda. Dt. 508248

FEEDBACK ANALYSIS OF TEACHER ON CURRICULUM

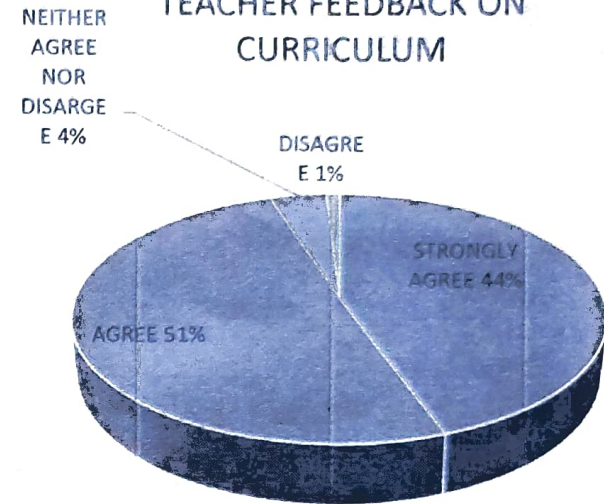
Feedback on curriculum is obtained from a sample of 24 teachers from different departments. Percentage Analysis is used to analyze the data

MKR GOVERNMENT DEGREE COLLEGE, DEVARAKONDA						
TEACHER FEEDBACK ANALYSIS						
2016-17						
SL.NO	QUERY	Responses in Percentage				
		STRONGLY AGREE	AGREE	NEITHER AGREE NOR DISARGEE	DISAGREE	STRONGLY DIS AGREE
1	The courses /syllabus taught has good balance between theory and application	70	30	0	0	0
2	The objectives of the syllabi are well defined	25	75	0	0	0
3	The college has given me full freedom to adopt new techniques/strategies of teaching	45	40	15	0	0
4	The college has given freedom to adopt new techniques of assessing the students?	60	35	5	0	0
5	The prescribed books are available in the library in sufficient numbers	40	60	0	0	0
6	The environment in the college is conducive to teaching and Research	35	60	5	0	0
7	The administration is teacher friendly?	40	55	5	0	0
8	The college provides adequate opportunities and support to staff for career advancement	50	45	5	0	0
9	ICT facilities in the college are satisfactory	50	40	5	5	0
10	Overall maintenance of the college environment	30	65	0	5	0
	TOTAL	44	51	4	1	0

TEACHER FEEDBACK ANALYSIS ON CURRICULUM



TEACHER FEEDBACK ON CURRICULUM



Feedback Analysis

Majority of the teachers strongly agree that curriculum is well defined and implemented in the college. More than 70% agree that courses /syllabus taught has good balance between theory and application and the objectives of the syllabi are well defined. Most of the teachers agree that the college has given full freedom to adopt new techniques of teaching and assessing the students. The prescribed books are available in the library in sufficient numbers and the environment in the college is conducive to teaching and research. The administration is teacher friendly. The college provides adequate opportunities and support to staff for career advancement. More than 95% are satisfied with ICT facilities in the college. Most of them are satisfied with overall maintenance of the college environment

Varide
 I.Q.A.C. Coordinator
 M.K.R. Government Degree College,
 Devarakonda, Nalgonda. Dt. 508248

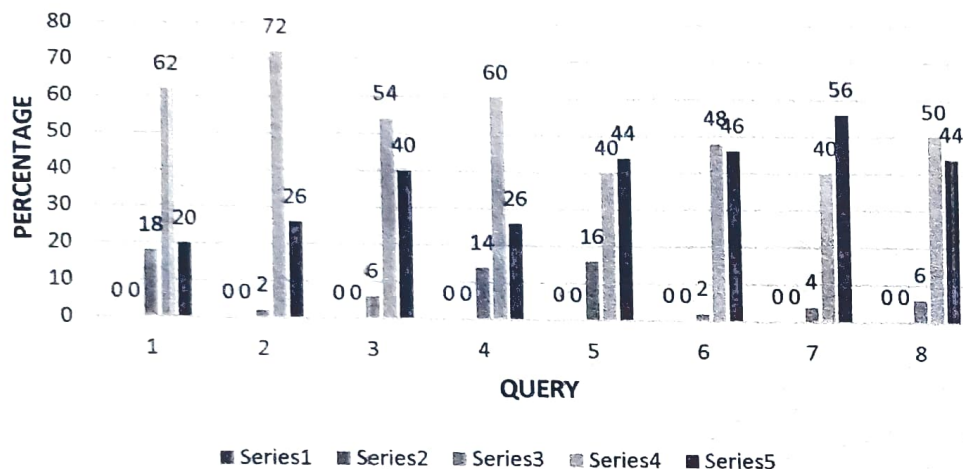
Meedy
 Principal
 PRINCIPAL (FAC)
 M.K.R. Government Degree College,
 Devarakonda, Nalgonda. Dt. 508248

FEEDBACK ANALYSIS OF PARENT ON CURRICULUM

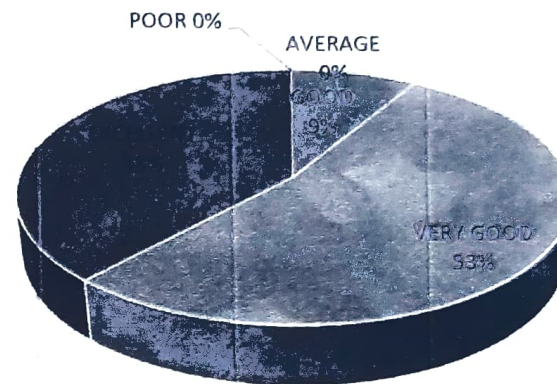
Feedback on curriculum is obtained from a sample of 50 parents on various aspects of curriculum. Percentage Analysis is used to analyze the data.

MKR GOVERNMENT DEGREE COLLEGE, DEVARAKONDA						
PARENT FEEDBACK ANALYSIS ON CURRICULUM						
2016-17						
SL.NO	QUERY	Responses in Percentage				
		POOR	AVERAGE	GOOD	VERY GOOD	EXCELLENT
1	Quality and relevance of the curriculum for career	0	0	18	62	20
2	Does infrastructure and lab facilities sufficient to deliver curriculum in your ward?	0	0	2	72	26
3	Does curriculum is useful in improving communication skills in your ward?	0	0	6	54	40
4	Does the curriculum help in widening intellectual horizon?	0	0	14	60	26
5	Do you feel that curriculum undertaken enhances employability skills in your ward?	0	0	16	40	44
6	Use of Information and communication technology in the college to deliver the curriculum	0	0	2	48	46
7	Academic discipline observed by the college	0	0	4	40	56
8	Improvement of ethics and morals in your ward while studying in the college	0	0	6	50	44
	TOTAL	0	0	8.5	53.25	38.25

PARENT FEEDBACK ANALYSIS



PARENT FEEDBACK ANALYSIS



Feedback Analysis

Feedback is obtained from the parents on various aspects of curriculum delivery, its relevance and usefulness, facilities like library, labs, ICT aids in the college for effective delivery of the curriculum, Academic discipline observed in the college and improvement of ethics and morals in students while pursuing the course.

Majority (62%) of the parents is of opinion that curriculum is relevant for the career. Infrastructure and lab facilities in the college are very good to deliver the curriculum. Majority opined that curriculum is useful in improving communication sand employability skills and widening intellectual horizon of the ward. Majority (46%) gave excellent and 48% gave very good rating for the use of ICT in the college to deliver the curriculum. They are satisfied with academic discipline observed in the college. Majority said college is excellent in improving ethics and morals in their ward.

[Signature]
 I.Q.A.C. Coordinator
 M.K.R. Government Degree College,
 Devarakonda, Nalgonda. Dt. 508248

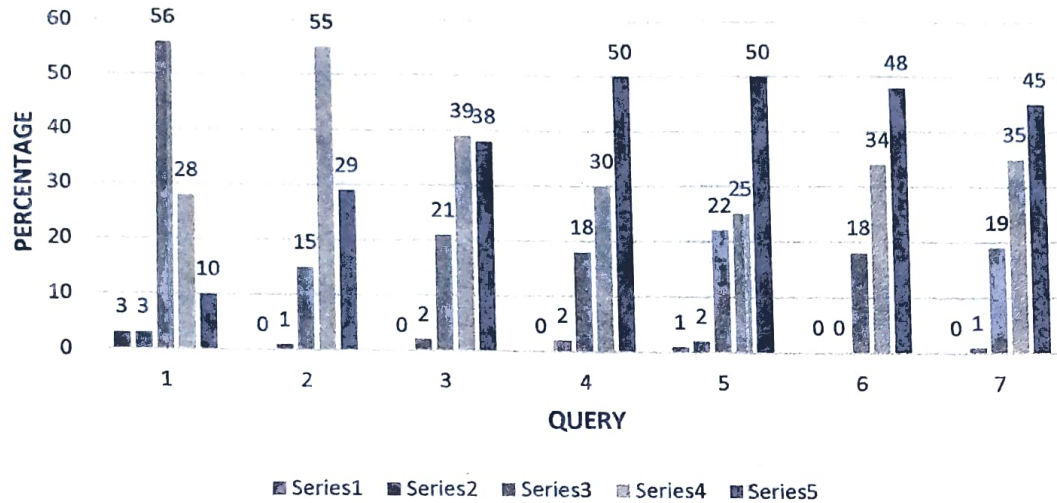
[Signature]
 PRINCIPAL (FAO)
 M.K.R. Government Degree College,
 Devarakonda, Nalgonda. Dt. 508248

FEEDBACK ANALYSIS OF ALUMNI ON CURRICULUM

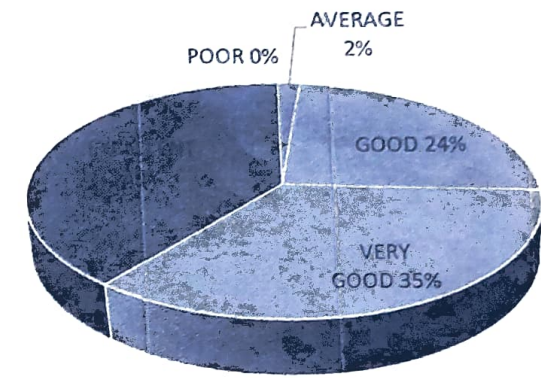
Feedback on curriculum is obtained from a sample of 100 members of Alumni on various aspects of curriculum. Percentage Analysis is used to analyze the data

MKR GOVERNMENT DEGREE COLLEGE, DEVARAKONDA						
ALUMNI FEEDBACK ANALYSIS ON CURRICULUM						
2016-17						
SL.NO	QUERY	Responses in Percentage				
		POOR	AVERAGE	GOOD	VERY GOOD	EXCELLENT
1	Relevance of curriculum in your job	3	3	56	28	10
2	Infrastructure and lab facility	0	1	15	55	29
3	Faculty	0	2	21	39	38
4	Library	0	2	18	30	50
5	Office staff	1	2	22	25	50
6	College Environment	0	0	18	34	48
7	Overall rating of the college	0	1	19	35	45
	TOTAL	0	2	24	35	39

ALUMNI FEEDBACK ANALYSIS



ALUMNI FEEDBACK ANALYSIS



Feedback Analysis

Feedback is obtained from Alumni on different parameters like Curriculum, infrastructure, lab facilities, faculty, library, office staff and college environment. One open ended question to give suggestions is also included in the feedback form. Majority felt curriculum is relevant to their jobs. Most of them are satisfied with infrastructure, lab facilities and library. They opined most of the faculty and office staff are very good. The overall college environment is excellent.

Umesh
I.Q.A.C. Coordinator
M.K.R. Government Degree College,
Devarekonda, Nalgonda. Dt. 508248

Maddy
Principal
M.K.R. Govt. Degree College
Devarekonda, Nalgonda Dt. 508248