

---

# FEEDBACK ANALYSIS REPORT

---

2020-21

MKR GOVERNMENT DEGREE COLLEGE  
DEVARAKONDA



I.Q.A.C. Coordinator  
M.K.R. Government Degree College,  
Devarakonda, Nalgonda. Dt. 508248



PRINCIPAL (FAC)  
M.K.R. Government Degree College,  
Devarakonda, Nalgonda. Dt. 508248

## FEEDBACK ANALYSIS

Feedback is very crucial and integral element of teaching-learning process. The college has a continuous teaching -learning evaluation mechanism through a process of feedback collection and analysis as a part of IQAC. Feedback is obtained from all the stakeholders of the institution, viz. Students, Parents and alumni as well as the teachers. All the feedbacks are administered through a questionnaire. The questions range from curriculum design, delivery, methodology, evaluation, use of ICT and infrastructure. The students are not required to disclose their identity anywhere in the questionnaire. This way the students are free to express their correct perceptions without any inhibitions. The feedback thus obtained is studied and analyzed in order to identify if there are any lacunas. Suggestions for improvement are taken into consideration. Specific complaints shall be addressed. The teachers are personally counseled with regards to the feedback they receive. The IQAC of the institution ensures monitoring all the curricular and co-curricular aspects.

The feedback analysis report consists of

- Department wise feedback analysis on curriculum implementation and performance of the teacher given by students.
- Feedback Analysis on Curriculum by Students
- Feedback Analysis on Curriculum by Teachers
- Feedback Analysis on Curriculum by Parents
- Feedback Analysis on Curriculum by Alumni

## DEPARTMENT WISE FEEDBACK ANALYSIS

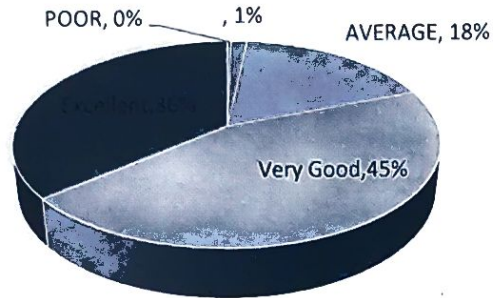
Feedback is collected from the students on curriculum delivery and performance of the teacher with reference to the 20 items. The opinion of the student is given on five-point rating scale. Percentage Analysis is used to analyze the data. Feedback is obtained from minimum 20 students of different classes from all the departments. A sample of 320 students from entire college is selected for collection of feedback. The following queries are included in the feedback form.

Sl.no	Query/Item
1	Efforts to effectively cover 100% Syllabus
2	The Interest generated in the students while teaching in the room
3	Clarity of expression while teaching the topic /lesson
4	Depth of Subject Content explained
5	Level of latest developments in the subject taught
6	Use of the methods of teaching like class seminar, question -answer, group discussion etc. In the class room
7	Encouraging questions on the topic in the class and cleaning doubts
8	Use of teaching models and teaching aids in the class room
9	Encouraging and supervising the Students for the Study Projects
10	Aptitude shown in arranging field visits, invited lecturers etc.,.In the subject
11	Encouraging and guiding students in reading library (subject and general) books and using Internet
12	Encouraging and Guiding Students in giving class Seminars
13	Regularity and seriousness in valuing the answer scripts of monthly tests and discussing the same with the students
14	Remedial Coaching and efforts made in preparing the students for university Examinations.
15	Regularity and Punctuality to the class
16	Enthusiasm shown to encourage and guide students in the extracurricular activities like cultural, community service, nation building etc.
17	Counseling and Career guidance
18	Accessibility of the lecture outside the class room for Academic interaction.
19	Personal care and affection while dealing with individual Students and helping students.
20	Overall opinion on the lecturer.

Analysis of Student Feed Back on Teacher & curriculum Delivery - 2020-21

QUERY	POOR		AVERAGE		GOOD		VERY GOOD		EXCELLENT		Total
	RESPONSES	%	RESPONSES	%	RESPONSES	%	RESPONSES	%	RESPONSES	%	
1	1	0	3	1	62	19	169	53	85	27	320
2	0	0	2	1	72	23	147	46	99	31	320
3	2	1	3	1	49	15	158	49	108	34	320
4	2	1	3	1	44	14	121	38	150	47	320
5	0	0	6	2	54	17	173	54	87	27	320
6	2	1	9	3	60	19	149	47	100	31	320
7	2	1	4	1	60	19	157	49	97	30	320
8	0	0	6	2	67	21	126	39	121	38	320
9	2	1	6	2	61	19	155	48	96	30	320
10	2	1	8	3	71	22	136	43	103	32	320
11	0	0	5	2	54	17	139	43	122	38	320
12	2	1	3	1	51	16	140	44	124	39	320
13	1	0	7	2	56	18	133	42	123	38	320
14	0	0	8	3	53	17	147	46	112	35	320
15	1	0	2	1	68	21	121	38	128	40	320
16	0	0	6	2	68	21	141	44	105	33	320
17	1	0	2	1	60	19	124	39	133	42	320
18	1	0	5	2	49	15	152	48	113	35	320
19	2	1	3	1	41	13	136	43	138	43	320
20	1	0	2	1	31	10	127	40	159	50	320
Total	22	0	93	1	1131	18	2851	45	2303	36	6400

### Feedback Analysis



Around 36% of the responses are excellent, 45% very good and 18% are good in curriculum implementation. Overall opinion on the faculty is excellent (50%)

Majority of the students expressed faculty are very good in putting their efforts in completing the syllabus and generating interest in them towards curriculum. Majority of them have clarity of expression and clarity in subject content. Most of the faculty (54%) are very good in giving information on latest developments in their concerned subjects. Latest ICT developments and innovative methods are used in delivering curriculum. They give guidance in student seminars, extracurricular activities. They encourage students by giving career counselling and career guidance. They are excellent in motivating students to use Library and Internet and make students to involve in student study projects and participate in extension activities.

# DEPARTMENT WISE FEEDBACK ANALYSIS

## DEPARTMENT OF ENGLISH

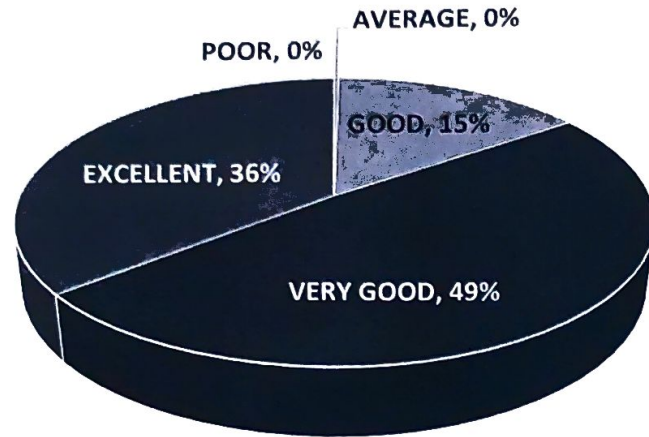
MKR Government Degree College, Devarakonda

Teacher Feed Back Analysis - 2020-2021

## DEPARTMENT OF ENGLISH

QUERY	POOR		AVERAGE		GOOD		VERY GOOD		EXCELLENT		TOTAL
	Response	Percentage	Response	Percentage	Response	Percentage	Response	Percentage	Response	Percentage	
1	0	0	0	0	3	8	24	60	13	33	40
2	0	0	0	0	6	15	23	58	11	28	40
3	0	0	0	0	6	15	21	53	13	33	40
4	0	0	0	0	3	8	10	25	27	68	40
5	0	0	1	3	3	8	23	58	13	33	40
6	0	0	0	0	6	15	22	55	12	30	40
7	0	0	0	0	7	18	21	53	12	30	40
8	0	0	0	0	8	20	13	33	19	48	40
9	0	0	1	3	4	10	20	50	15	38	40
10	0	0	0	0	7	18	20	50	13	33	40
11	0	0	0	0	8	20	23	58	9	23	40
12	0	0	0	0	4	10	17	43	19	48	40
13	0	0	0	0	9	23	18	45	13	33	40
14	0	0	0	0	6	15	24	60	10	25	40
15	0	0	0	0	5	13	17	43	18	45	40
16	0	0	0	0	8	20	19	48	13	33	40
17	0	0	0	0	10	25	21	53	9	23	40
18	0	0	0	0	6	15	19	48	15	38	40
19	0	0	0	0	6	15	20	50	14	35	40
20	0	0	0	0	6	15	16	40	18	45	40
Total	0	0	2	0	121	15	391	49	286	36	800

## DEPARTMENT OF ENGLISH



### Feedback Analysis

Majority (45%) of the respondents expressed that faculty are excellent in curriculum delivery to the students. Around 36% of the responses are excellent, 49% are very good and 15% are good in their performance with reference to the various aspects of curriculum delivery to the students.

## DEPARTMENT OF TELUGU

MKR Government Degree College, Devarakonda

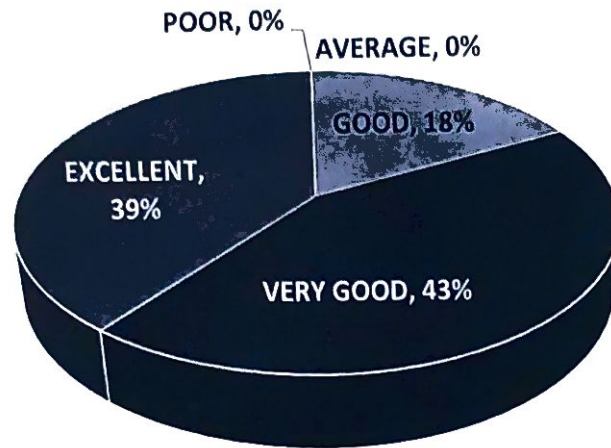
Teacher Feed Back Analysis - 2020-2021

### DEPARTMENT OF TELUGU

QUERY	POOR		AVERAGE		GOOD		VERY GOOD		EXCELLENT		TOTAL
	Responses	Percentage	Responses	Percentage	Responses	Percentage	Responses	Percentage	Responses	Percentage	
1	0	0	0	0	15	38	15	38	10	25	40
2	0	0	0	0	4	10	22	55	14	35	40
3	0	0	0	0	7	18	18	45	15	38	40
4	0	0	0	0	6	15	15	38	19	48	40
5	0	0	0	0	9	23	18	45	13	33	40
6	0	0	0	0	6	15	14	35	20	50	40
7	0	0	0	0	10	25	15	38	15	38	40
8	0	0	0	0	10	25	16	40	14	35	40
9	0	0	0	0	2	5	24	60	14	35	40
10	0	0	0	0	5	13	17	43	18	45	40
11	0	0	0	0	8	20	16	40	16	40	40
12	0	0	0	0	4	10	20	50	16	40	40
13	0	0	0	0	10	25	16	40	14	35	40
14	0	0	0	0	5	13	16	40	19	48	40
15	0	0	0	0	6	15	18	45	16	40	40
16	0	0	0	0	11	28	19	48	10	25	40
17	0	0	0	0	5	13	15	38	20	50	40
18	0	0	0	0	5	13	18	45	17	43	40
19	0	0	1	3	3	8	16	40	20	50	40
20	0	0	0	0	10	25	17	43	13	33	40
Total	0	0	1	0	141	18	345	43	313	39	800



## DEPARTMENT OF TELUGU



### Feedback Analysis

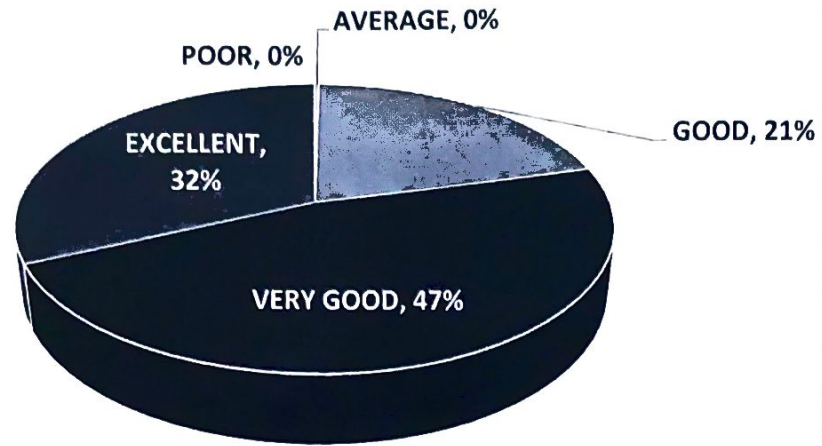
Majority of the respondents are of opinion that faculty are very good in curriculum delivery to the students. Around 39% of responses are excellent, 43% are very good and 18% are good in their performance with reference to the various aspects of curriculum delivery to the students.

DEPARTMENT OF HISTORY

MKR Government Degree College, Devarakonda  
Teacher Feed Back Analysis - 2020-2021  
DEPARTMENT OF HISTORY

QUERY	POOR		AVERAGE		GOOD		VERY GOOD		EXCELLENT		TOTAL
	Responses	Percentage	Responses	Percentage	Responses	Percentage	Responses	Percentage	Responses	Percentage	
1	0	0	0	0	9	22.5	29	72.5	2	5	40
2	0	0	0	0	9	22.5	19	47.5	12	30	40
3	0	0	0	0	4	10	26	65	10	25	40
4	0	0	0	0	5	12.5	14	35	21	52.5	40
5	0	0	0	0	8	20	17	42.5	15	37.5	40
6	0	0	0	0	7	17.5	18	45	15	37.5	40
7	0	0	0	0	6	15	21	52.5	13	32.5	40
8	0	0	0	0	11	27.5	16	40	13	32.5	40
9	0	0	0	0	12	30	17	42.5	11	27.5	40
10	0	0	0	0	13	32.5	18	45	9	22.5	40
11	0	0	0	0	10	25	15	37.5	15	37.5	40
12	0	0	0	0	10	25	18	45	12	30	40
13	0	0	1	2.5	6	15	19	47.5	14	35	40
14	0	0	0	0	6	15	23	57.5	11	27.5	40
15	0	0	0	0	13	32.5	16	40	11	27.5	40
16	0	0	0	0	8	20	15	37.5	17	42.5	40
17	0	0	1	2.5	6	15	15	37.5	18	45	40
18	0	0	0	0	7	17.5	18	45	15	37.5	40
19	0	0	0	0	9	22.5	17	42.5	14	35	40
20	0	0	0	0	4	10	19	47.5	17	42.5	40
Total	0	0	2	0	163	21	370	47	248	32	800

## DEPARTMENT OF HISTORY



### Feedback Analysis

Majority of the respondents are satisfied about the curriculum delivery to the students. Around 32% of the responses are excellent, 47% are very good and 21% are good in their performance with reference to the various aspects of curriculum delivery to the students.

## DEPARTMENT OF ECONOMICS

**MKR Government Degree College, Devarakonda**  
**Teacher Feed Back Analysis - 2020-2021**  
**DEPARTMENT OF ECONOMICS**

QUERY	POOR		AVERAGE		GOOD		VERY GOOD		EXCELLENT		TOTAL
	Responses	Percentage	Responses	Percentage	Responses	Percentage	Responses	Percentage	Responses	Percentage	
1	0	0	0	0	8	40	11	55	1	5	20
2	0	0	0	0	10	50	9	45	1	5	20
3	0	0	0	0	5	25	14	70	1	5	20
4	0	0	0	0	4	20	12	60	4	20	20
5	0	0	0	0	4	20	14	70	2	10	20
6	0	0	0	0	8	40	9	45	3	15	20
7	0	0	0	0	6	30	8	40	6	30	20
8	0	0	0	0	3	15	9	45	8	40	20
9	0	0	0	0	2	10	13	65	5	25	20
10	0	0	0	0	3	15	10	50	7	35	20
11	0	0	0	0	5	25	8	40	7	35	20
12	0	0	0	0	3	15	10	50	7	35	20
13	0	0	0	0	3	15	10	50	7	35	20
14	0	0	0	0	6	30	11	55	3	15	20
15	0	0	0	0	7	35	8	40	5	25	20
16	0	0	0	0	6	30	9	45	5	25	20
17	0	0	0	0	7	35	9	45	4	20	20
18	0	0	0	0	9	45	8	40	3	15	20
19	0	0	0	0	4	20	7	35	9	45	20
20	0	0	0	0	1	5	12	60	7	35	20
Total	0	0	0	0	104	26	201	50	95	24	400

## DEPARTMENT OF ECONOMICS



### Feedback Analysis

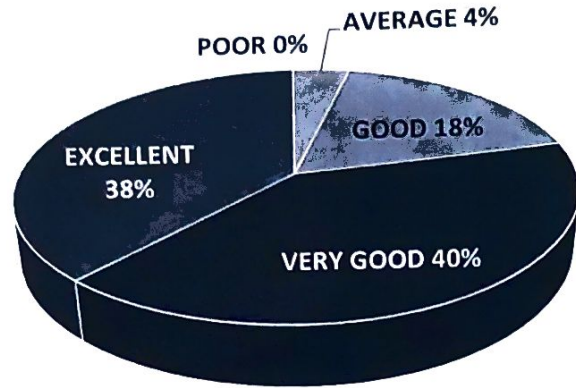
Majority of the respondents expressed faculty are very good in overall curriculum delivery to the students. Around 24% of the faculty are excellent, 50% are very good and 26% are good in their performance with reference to the various aspects of curriculum delivery to the students

## DEPARTMENT OF POLITICAL SCIENCES

### MKR Government Degree College, Devarakonda Teacher Feed Back Analysis - 2020-2021 DEPARTMENT OF POLITICAL SCIENCE

QUERY	POOR		AVERAGE		GOOD		VERY GOOD		EXCELLENT		TOTAL
	Response	Percentage	Response	Percentage	Response	Percentage	Response	Percentage	Response	Percentage	
1	0	0	0	0	6	30	9	45	5	25	20
2	0	0	0	0	6	30	8	40	6	30	20
3	0	0	1	5	3	15	8	40	8	40	20
4	0	0	1	5	2	10	8	40	9	45	20
5	0	0	1	5	5	25	10	50	4	20	20
6	0	0	2	10	4	20	4	20	10	50	20
7	0	0	2	10	2	10	10	50	6	30	20
8	0	0	1	5	2	10	7	35	10	50	20
9	0	0	0	0	3	15	12	60	5	25	20
10	0	0	1	5	3	15	10	50	6	30	20
11	0	0	1	5	4	20	7	35	8	40	20
12	0	0	1	5	4	20	7	35	8	40	20
13	0	0	1	5	4	20	8	40	7	35	20
14	0	0	1	5	3	15	6	30	10	50	20
15	0	0	0	0	5	25	7	35	8	40	20
16	0	0	1	5	3	15	8	40	8	40	20
17	0	0	0	0	4	20	8	40	8	40	20
18	0	0	0	0	3	15	11	55	6	30	20
19	0	0	1	5	3	15	9	45	7	35	20
20	0	0	0	0	3	15	5	25	12	60	20
Total	0	0	15	4	72	18	162	40	151	38	400

## DEPARTMENT OF POLITICAL SCIENCE



### Feedback Analysis

Majority (60%) of the respondents have opinion that faculty are excellent in curriculum delivery to the students. Around 38% of the responses are excellent, 40% are very good and 18% are good in their performance with reference to the various aspects of curriculum delivery to the students.

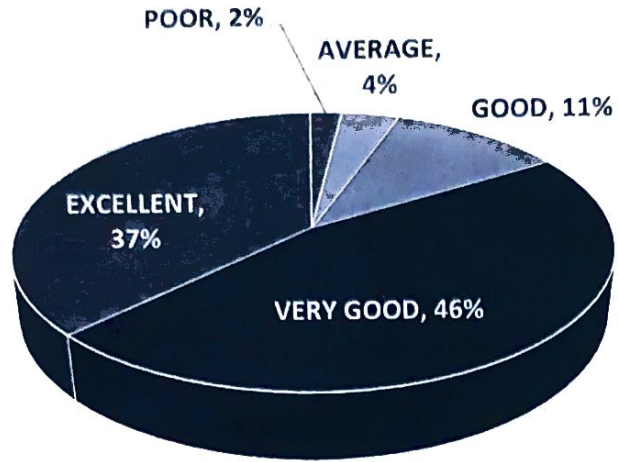
**DEPARTMENT OF COMMERCE**

**MKR Government Degree College, Devarakonda  
Teacher Feed Back Analysis - 2020-2021  
DEPARTMENT OF COMMERCE**

QUERY	POOR		AVERAGE		GOOD		VERY GOOD		EXCELLENT		TOTAL
	Responses	Percentage	Responses	Percentage	Responses	Percentage	Responses	Percentage	Responses	Percentage	
1	0	0	0	0	1	3	24	60	15	38	40
2	0	0	1	3	1	3	18	45	20	50	40
3	2	5	0	0	5	13	18	45	15	38	40
4	1	3	1	3	5	13	17	43	16	40	40
5	0	0	3	8	5	13	24	60	8	20	40
6	2	5	3	8	6	15	22	55	7	18	40
7	2	5	1	3	3	8	24	60	10	25	40
8	0	0	3	8	5	13	17	43	15	38	40
9	0	0	1	3	8	20	18	45	13	33	40
10	1	3	3	8	5	13	21	53	10	25	40
11	0	0	2	5	3	8	17	43	18	45	40
12	1	3	1	3	6	15	17	43	15	38	40
13	1	3	2	5	5	13	19	48	13	33	40
14	0	0	2	5	4	10	22	55	12	30	40
15	1	3	1	3	8	20	10	25	20	50	40
16	0	0	3	8	5	13	19	48	13	33	40
17	1	3	0	0	8	20	14	35	17	43	40
18	1	3	1	3	4	10	21	53	13	33	40
19	2	5	0	0	4	10	17	43	17	43	40
20	1	3	1	3	2	5	8	20	28	70	40
Total	16	2	29	4	93	11	367	46	295	37	800



## DEPARTMENT OF COMMERCE



### Feedback Analysis

Majority (70%) of the respondents expressed that overall opinion on the faculty is excellent in curriculum delivery to the students. Around 37% of the responses are excellent, 46% are very good and 11% are good in their performance with reference to the various aspects of curriculum delivery to the students.

## DEPARTMENT OF BOTANY

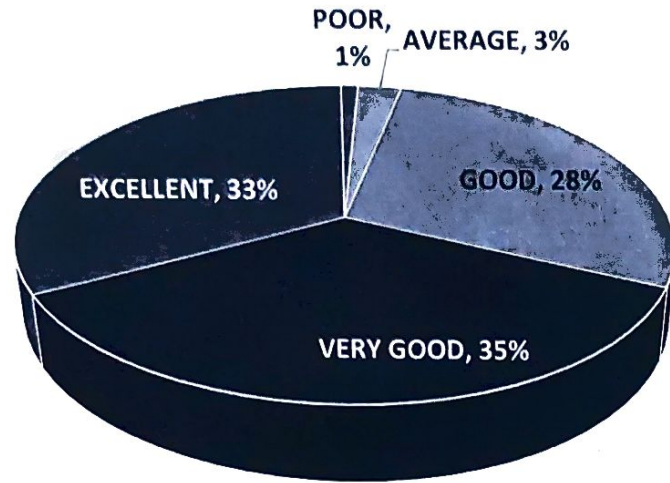
MKR Government Degree College, Devarakonda

Teacher Feed Back Analysis - 2020-2021

### DEPARTMENT OF BOTANY

QUERY	POOR		AVERAGE		GOOD		VERY GOOD		EXCELLENT		TOTAL
	Responses	Percentage	Responses	Percentage	Responses	Percentage	Responses	Percentage	Responses	Percentage	
1	1	5	3	15	3	15	12	60	1	5	20
2	0	0	0	0	11	55	3	15	6	30	20
3	0	0	1	5	3	15	9	45	7	35	20
4	1	5	0	0	7	35	4	20	8	40	20
5	0	0	0	0	5	25	12	60	3	15	20
6	0	0	1	5	7	35	9	45	3	15	20
7	0	0	0	0	7	35	6	30	7	35	20
8	0	0	0	0	5	25	7	35	8	40	20
9	1	5	0	0	3	15	9	45	7	35	20
10	0	0	1	5	9	45	3	15	7	35	20
11	0	0	1	5	4	20	8	40	7	35	20
12	1	5	0	0	6	30	4	20	9	45	20
13	0	0	1	5	3	15	10	50	6	30	20
14	0	0	2	10	7	35	5	25	6	30	20
15	0	0	0	0	4	20	6	30	10	50	20
16	0	0	0	0	9	45	5	25	6	30	20
17	0	0	0	0	6	30	7	35	7	35	20
18	0	0	0	0	7	35	8	40	5	25	20
19	0	0	0	0	5	25	8	40	7	35	20
20	0	0	0	0	2	10	6	30	12	60	20
Total	4	1	10	3	113	28	141	35	132	33	400

## DEPARTMENT OF BOTANY



### Feedback Analysis

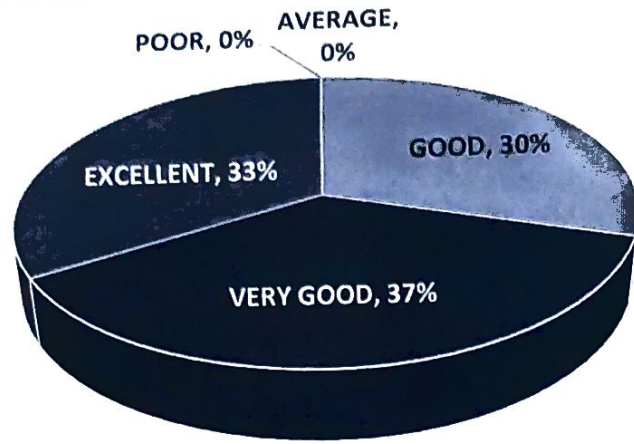
Majority (60%) of the respondents are of opinion that faculty are excellent in curriculum delivery to the students. Around 33% of the responses on faculty are excellent, 35% are very good and 28% are good in their performance with reference to the various aspects of curriculum delivery to the students.

**DEPARTMENT OF ZOOLOGY**

**MKR Government Degree College, Devarakonda  
Teacher Feed Back Analysis - 2020-2021  
DEPARTMENT OF ZOOLOGY**

QUERY	POOR		AVERAGE		GOOD		VERY GOOD		EXCELLENT		TOTAL
	Responses	Percentage	Responses	Percentage	Responses	Percentage	Responses	Percentage	Responses	Percentage	
1	0	0	0	0	6	30	12	60	2	10	20
2	0	0	0	0	5	25	7	35	8	40	20
3	0	0	0	0	9	45	8	40	3	15	20
4	0	0	0	0	7	35	7	35	6	30	20
5	0	0	0	0	4	20	8	40	8	40	20
6	0	0	0	0	4	20	9	45	7	35	20
7	0	0	0	0	8	40	8	40	4	20	20
8	0	0	0	0	8	40	4	20	8	40	20
9	0	0	0	0	5	25	8	40	7	35	20
10	0	0	0	0	5	25	8	40	7	35	20
11	0	0	0	0	7	35	8	40	5	25	20
12	0	0	0	0	7	35	6	30	7	35	20
13	0	0	0	0	4	20	5	25	11	55	20
14	0	0	0	0	7	35	7	35	6	30	20
15	0	0	0	0	6	30	6	30	8	40	20
16	0	0	0	0	6	30	11	55	3	15	20
17	0	0	0	0	5	25	5	25	10	50	20
18	0	0	0	0	6	30	9	45	5	25	20
19	0	0	0	0	8	40	5	25	7	35	20
20	0	0	0	0	5	25	5	25	10	50	20
Total	0	0	0	0	122	30	146	37	132	33	400

## DEPARTMENT OF ZOOLOGY



### Feedback Analysis

Majority (50%) of the respondents expressed that overall opinion on the faculty is excellent in curriculum delivery to the students. Around 33% of the faculty are excellent, 37% are very good and 30% are good in their performance with reference to the various aspects of curriculum delivery to the students.

**DEPARTMENT OF CHEMISTRY**

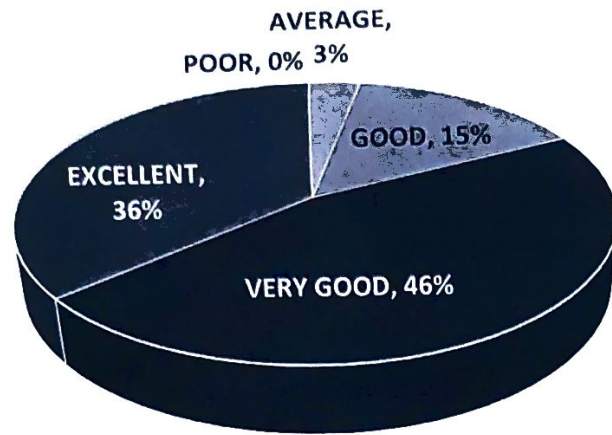
MKR Government Degree College, Devarakonda

Teacher Feed Back Analysis - 2020-2021

**DEPARTMENT OF CHEMISTRY**

QUERY	POOR		AVERAGE		GOOD		VERY GOOD		EXCELLENT		TOTAL
	Responses	Percentage	Responses	Percentage	Responses	Percentage	Responses	Percentage	Responses	Percentage	
1	0	0	0	0	6	30	13	65	1	5	20
2	0	0	0	0	4	20	6	30	10	50	20
3	0	0	1	5	1	5	9	45	9	45	20
2	0	0	1	5	1	5	8	40	10	50	20
5	0	0	1	5	4	20	11	55	4	20	20
6	0	0	1	5	4	20	7	35	8	40	20
7	0	0	0	0	6	30	8	40	6	30	20
8	0	0	0	0	3	15	12	60	5	25	20
9	0	0	0	0	1	5	13	65	6	30	20
10	0	0	2	10	6	30	7	35	5	25	20
11	0	0	1	5	2	10	8	40	9	45	20
12	0	0	0	0	2	10	8	40	10	50	20
13	0	0	2	10	2	10	6	30	10	50	20
14	0	0	0	0	3	15	10	50	7	35	20
15	0	0	1	5	3	15	7	35	9	45	20
16	0	0	0	0	3	15	9	45	8	40	20
17	0	0	0	0	5	25	7	35	8	40	20
18	0	0	2	10	1	5	10	50	7	35	20
19	0	0	1	5	3	15	9	45	7	35	20
20	0	0	0	0	0	0	16	80	4	20	20
Total	0	0	13	3	60	15	184	46	143	36	400

## DEPARTMENT OF CHEMISTRY



### Feedback Analysis

Majority (80%) of the respondents expressed the overall opinion of faculty is very good in implementation of curriculum. Around 36% of the faculty are excellent, 46% are very good and 15% are good in their performance with reference to the various aspects of curriculum delivery to the students.

# DEPARTMENT OF MATHEMATICS

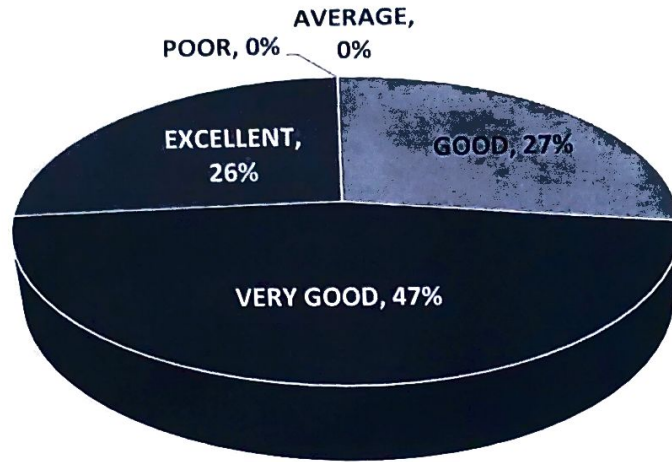
MKR Government Degree College, Devarakonda  
Teacher Feed Back Analysis - 2020-2021

## DEPARTMENT OF MATHEMATICS

QUERY	POOR		AVERAGE		GOOD		VERY GOOD		EXCELLENT		TOTAL
	Responses	Percentage	Responses	Percentage	Responses	Percentage	Responses	Percentage	Responses	Percentage	
1	0	0	0	0	8	40	12	60	0	0	20
2	0	0	0	0	14	70	5	25	1	5	20
3	0	0	0	0	11	55	5	25	4	20	20
4	0	0	0	0	4	20	11	55	5	25	20
5	0	0	0	0	3	15	14	70	3	15	20
6	0	0	0	0	3	15	12	60	5	25	20
7	0	0	0	0	3	15	11	55	7	35	20
8	0	0	0	0	2	10	7	35	6	30	20
9	0	0	0	0	7	35	7	35	5	25	20
10	0	0	0	0	7	35	8	40	2	10	20
11	0	0	0	0	9	45	9	45	5	25	20
12	0	0	0	0	5	25	10	50	5	25	20
13	0	0	0	0	6	30	12	60	2	10	20
14	0	0	0	0	5	25	8	40	7	35	20
15	0	0	0	0	3	15	10	50	7	35	20
16	0	0	0	0	3	15	8	40	3	15	20
17	0	0	0	0	9	45	8	40	5	25	20
18	0	0	0	0	8	40	7	35	5	25	20
19	0	0	0	0	2	10	8	40	10	50	20
20	0	0	0	0	2	10	10	50	8	40	20
21	0	0	0	0	1	5	10	50	9	45	20
22	0	0	0	0	1	5	9	45	10	50	20
Total	0	0	0	0	110	28	186	47	104	26	400



## DEPARTMENT OF MATHEMATICS



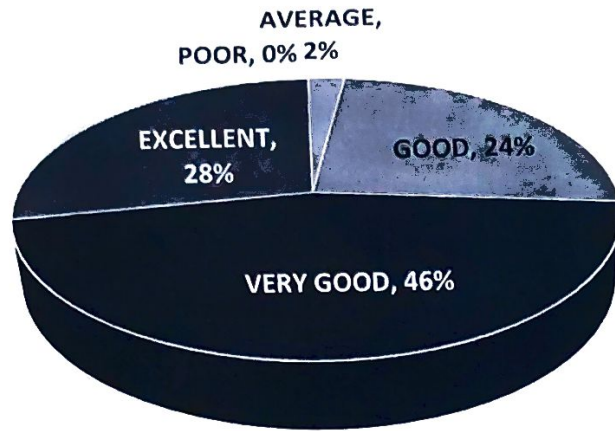
### Feedback Analysis

Majority (50%) of the respondents have excellent opinion on the overall performance of the faculty in curriculum delivery to the students. Around 26% of the responses on faculty are excellent, 47% are very good and 28% are good in their performance with reference to the various aspects of curriculum delivery to the students

**DEPARTMENT OF PHYSICS****MKR Government Degree College, Devarakonda  
Teacher Feed Back Analysis - 2020-2021  
DEPARTMENT OF PHYSICS**

QUERY	POOR		AVERAGE		GOOD		VERY GOOD		EXCELLENT		TOTAL
	Reponses	Percentage	Reponses	Percentage	Reponses	Percentage	Reponses	Percentage	Reponses	Percentage	
1	0	0	0	0	2	10	8	40	10	50	20
2	0	0	0	0	2	10	15	75	3	15	20
3	0	0	0	0	2	10	8	40	10	50	20
4	0	0	0	0	2	10	8	40	10	50	20
5	0	0	0	0	1	5	14	70	5	25	20
6	0	0	0	0	5	25	13	65	2	10	20
7	0	0	0	0	7	35	11	55	2	10	20
8	0	0	1	5	8	40	9	45	2	10	20
9	0	0	2	10	13	65	3	15	2	10	20
10	0	0	0	0	10	50	6	30	4	20	20
11	0	0	0	0	5	25	11	55	4	20	20
12	0	0	0	0	5	25	8	40	7	35	20
13	0	0	0	0	5	25	7	35	8	40	20
14	0	0	1	5	8	40	8	40	3	15	20
15	0	0	0	0	6	30	9	45	5	25	20
16	0	0	2	10	5	25	9	45	4	20	20
17	0	0	1	5	7	35	6	30	6	30	20
18	0	0	1	5	4	20	12	60	3	15	20
19	0	0	0	0	1	5	11	55	8	40	20
20	0	0	1	5	0	0	7	35	12	60	20
Total	0	0	9	2	98	25	183	46	110	28	400

## DEPARTMENT OF PHYSICS



### Feedback Analysis

Majority of the respondents (60%) expressed that faculty are excellent in curriculum delivery to the students. Around 28% of the faculty are excellent, 46% are very good and 25% are good in their performance with reference to the various aspects of curriculum delivery to the students

**DEPARTMENT OF COMPUTEER SCIENCES/APPLICATIONS**

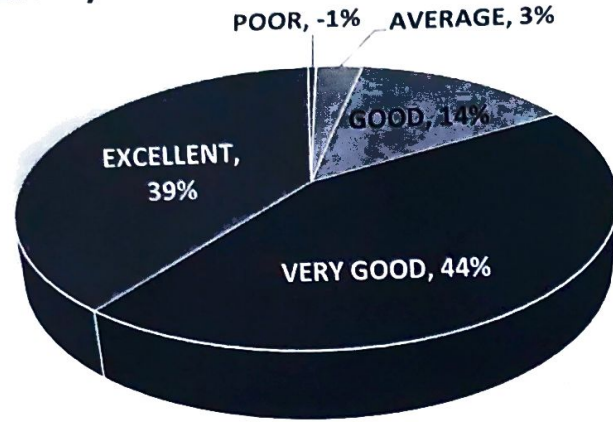
MKR Government Degree College, Devarakonda

Teacher Feed Back Analysis - 2020-2021

**DEPARTMENT OF COMPUTER SCIENCES/APPLICATIONS**

QUERY	POOR		AVERAGE		GOOD		VERY GOOD		EXCELLENT		TOTAL
	Responses	Percentage	Responses	Percentage	Responses	Percentage	Responses	Percentage	Responses	Percentage	
1	0	0	0	0	1	5	0	0	19	95	20
2	0	0	1	5	5	25	12	60	2	10	20
3	0	0	0	0	2	10	14	70	4	20	20
4	0	0	0	0	5	25	7	35	8	40	20
5	0	0	0	0	7	35	8	40	5	25	20
6	0	0	2	10	4	20	10	50	4	20	20
7	0	0	1	5	4	20	14	70	1	5	20
8	0	0	1	5	5	25	9	45	5	25	20
9	1	5	2	10	6	30	10	50	1	5	20
10	1	5	1	5	1	5	7	35	10	50	20
11	0	0	0	0	0	0	8	40	12	60	20
12	0	0	1	5	1	5	13	65	5	25	20
13	0	0	0	0	4	20	7	35	9	45	20
14	0	0	2	10	2	10	5	25	11	55	20
15	0	0	0	0	2	10	9	45	9	45	20
16	0	0	0	0	2	10	11	55	7	35	20
17	0	0	0	0	0	0	9	45	11	55	20
18	0	0	1	5	1	5	8	40	10	50	20
19	0	0	0	0	2	10	7	35	11	55	20
20	0	0	0	0	2	10	7	35	11	55	20
Total	2	1	12	3	56	14	175	44	155	39	400


**DEPARTMENT OF COMPUTER  
SCIENCE/APPLICATIONS**



**Feedback Analysis**

Majority (55%) of the respondents have excellent opinion on the overall performance of the faculty in curriculum delivery to the students. Around 39% of the faculty are excellent, 44% are very good and 14% are good in their performance with reference to the various aspects of curriculum delivery to the student.

  
IQAC Coordinator  
I.Q.A.C. Coordinator  
M.K.R. Government Degree College,  
Devarakonda, Nalgonda. Dt. 508248

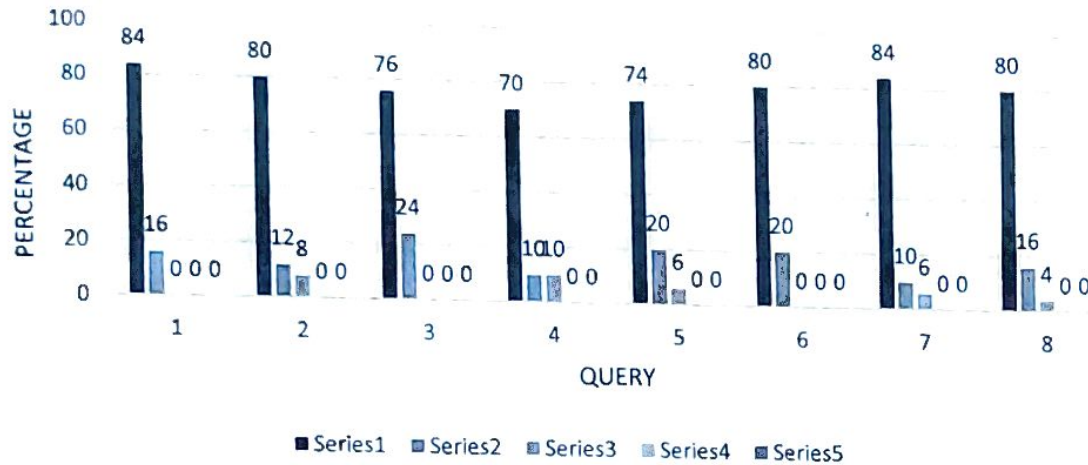
  
Principal  
PRINCIPAL (FAC)  
M.K.R. Government Degree College,  
Devarakonda, Nalgonda. Dt. 508248

# FEEDBACK ANALYSIS OF STUDENT ON CURRICULUM

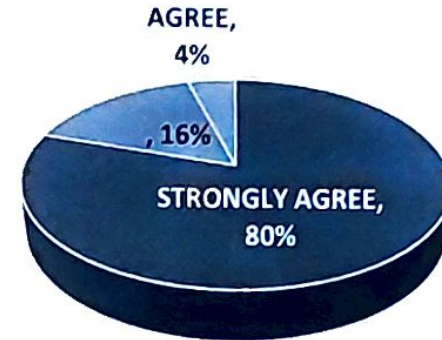
Feedback on curriculum is obtained from a sample of 50 students from different classes of various departments. Percentage Analysis is used to analyze the data.

<b>MKR GOVERNMENT DEGREE COLLEGE, DEVARAKONDA</b>												
<b>STUDENT FEEDBACK ANALYSIS ON CURRICULUM</b>												
<b>2020-21</b>												
SL.NO	QUERY	STRONGLY AGREE		AGREE		NEITHER AGREE NOR DISAGREE		DISAGREE		STRONGLY DISAGREE		TOTAL
		Response	%	Response	%	Response	%	Response	%	Response	%	
1	The Syllabus/Courses taught was updated enough	42	84	8	16	0	0	0	0	0	0	50
2	The objectives of the syllabi are well defined	40	80	6	12	4	8	0	0	0	0	50
3	Getting enough time to cover all the topics	38	76	12	24	0	0	0	0	0	0	50
4	There is a good balance between curricular, co-curricular and extracurricular activities	35	70	5	10	5	10	0	0	0	0	50
5	Course curriculum fulfils the students expectations	37	74	10	20	3	6	0	0	0	0	50
6	curriculum is effectively implemented in the college	40	80	10	20	0	0	0	0	0	0	50
7	Syllabus creates interest in the student	42	84	5	10	3	6	0	0	0	0	50
8	Assessment pattern measures the knowledge of students completely	40	80	8	16	2	4	0	0	0	0	50
<b>Total</b>		<b>314</b>	<b>80</b>	<b>64</b>	<b>16</b>	<b>17</b>	<b>4</b>	<b>0</b>	<b>0</b>	<b>0</b>	<b>0</b>	<b>400</b>

### STUDENT FEEDBACK ON CURRICULUM



### STUDENT FEEDBACK ANALYSIS ON CURRICULUM



### Feedback Analysis

Majority (80%) of the respondents strongly agree that curriculum is well defined and implemented in the college. Most of the students (80%) strongly agrees that the Syllabus/Courses taught was updated enough, the objectives of the syllabi are well defined and students are getting enough time to cover all the topics. 70% of the students strongly agree that there is a good balance between curricular, co-curricular and extra-curricular activities. About 74% agrees that course curriculum fulfils the student’s expectations and 80% strongly agrees that curriculum is effectively implemented in the college. Majority (84%) of the students strongly agrees that syllabus creates interest in them and assessment patterns are sufficient to measure the knowledge of students completely. Majority students are satisfied with curriculum design and its implementation in the college.

*[Signature]*  
 IQAC Coordinator  
 I.Q.A.C. Coordinator  
 M.K.R. Government Degree College,  
 Devarakonda, Nalgonda. Dt. 508248

*[Signature]*  
 PRINCIPAL (FAC)  
 Principal  
 M.K.R. Government Degree College,  
 Devarakonda, Nalgonda. Dt. 508248

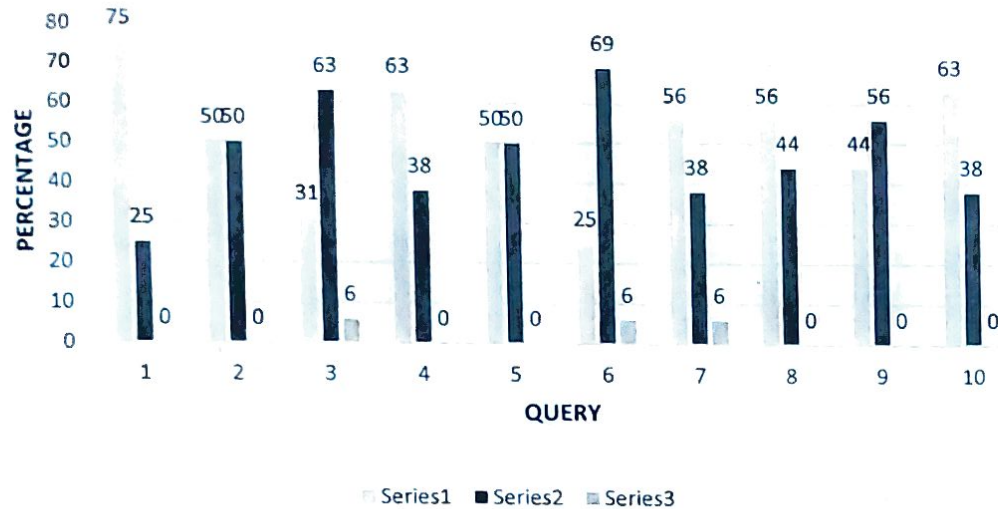
# FEEDBACK ANALYSIS OF TEACHER ON CURRICULUM

Feedback on curriculum is obtained from a sample of 16 teachers from different departments. Percentage Analysis is used to analyze the data

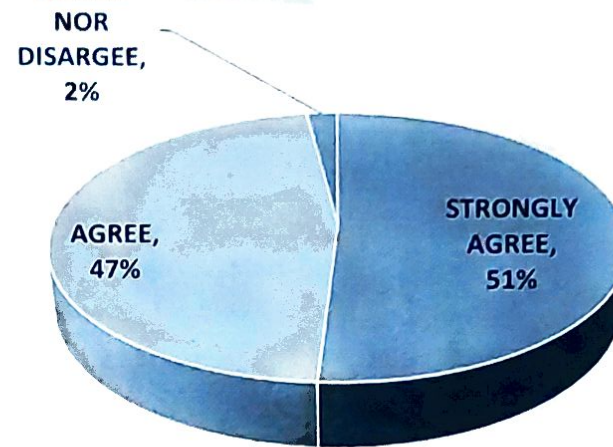
<b>MKR GOVERNMENT DEGREE COLLEGE, DEVARAKONDA</b>						
<b>TEACHER FEEDBACK ANALYSIS</b>						
<b>2020-21</b>						
SL.NO	QUERY	Responses in Percentage				
		STRONGLY AGREE	AGREE	NEITHER AGREE NOR DISARGEEE	DISAGREE	STRONGLY DIS AGREE
1	The courses /syllabus taught has good balance between theory and application	75	25	0	0	0
2	The objectives of the syllabi are well defined	50	50	0	0	0
3	The college has given me full freedom to adopt new techniques/strategies of teaching	31	63	6	0	0
4	The college has given freedom to adopt new techniques of assessing the students?	63	38	0	0	0
5	The prescribed books are available in the library in sufficient numbers	50	50	0	0	0
6	The environment in the college is conducive to teaching and Research	25	69	6	0	0
7	The administration is teacher friendly?	56	38	6	0	0
8	The college provides adequate opportunities and support to staff for career advancement	56	44	0	0	0
9	ICT facilities in the college are satisfactory	44	56	0	0	0
10	Overall maintenance of the college environment	63	38	0	0	0
	<b>TOTAL</b>	<b>51</b>	<b>47</b>	<b>2</b>	<b>0</b>	<b>0</b>



## TEACHER FEEDBACK ANALYSIS ON CURRICULUM



## TEACHER FEEDBACK ANALYSIS



### Feedback Analysis

Majority of the teachers agree that curriculum is well defined and implemented in the college. Around 75% strongly agree that courses /syllabus taught has good balance between theory and application and the objectives of the syllabi are well defined. More than 60% of the teachers strongly agree that the college has given full freedom to adopt new techniques of teaching and assessing the students. Majority agreed that the prescribed books are available in the library in sufficient numbers and the environment in the college is conducive to teaching and research. More than 50% strongly agrees that the administration is teacher friendly and the college provides adequate opportunities and support to staff for career advancement. Majority are satisfied with ICT facilities in the college. Most of them are satisfied with overall maintenance of the college environment.

  
 IQAC Coordinator  
 M.K.R. Government Degree College,  
 Devarakonda, Nalgonda. Dt. 508248

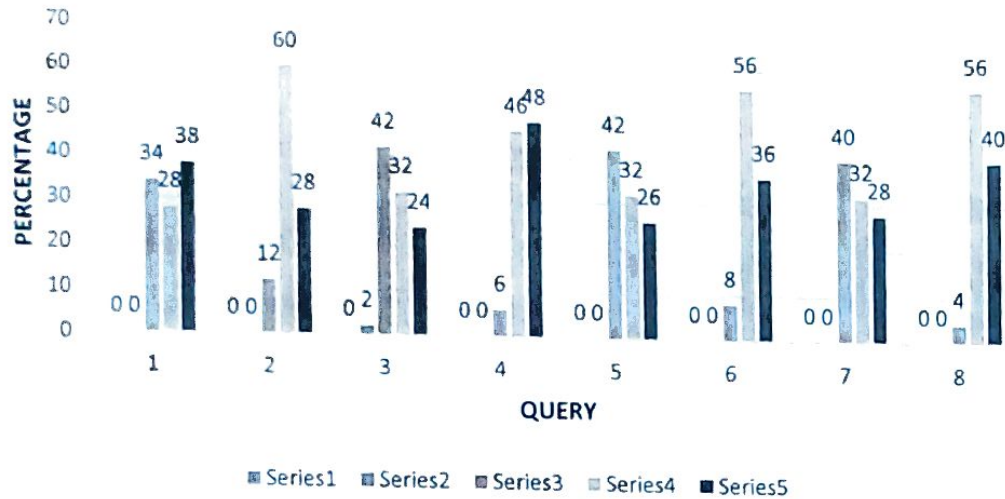
  
 PRINCIPAL (EAC)  
 M.K.R. Government Degree College,  
 Devarakonda, Nalgonda. Dt. 508248

# FEEDBACK ANALYSIS OF PARENT ON CURRICULUM

Feedback on curriculum is obtained from a sample of 50 parents on various aspects of curriculum. Percentage Analysis is used to analyze the data.

<b>MKR GOVERNMENT DEGREE COLLEGE, DEVARAKONDA</b>						
<b>PARENT FEEDBACK ANALYSIS ON CURRICULUM</b>						
<b>2020-21</b>						
<b>SL.NO</b>	<b>QUERY</b>	<b>Responses in Percentage</b>				
		<b>POOR</b>	<b>AVERAGE</b>	<b>GOOD</b>	<b>VERY GOOD</b>	<b>EXCELLENT</b>
1	Quality and relevance of the curriculum for career	0	0	34	28	38
2	Does infrastructure and lab facilities sufficient to deliver curriculum in your ward?	0	0	12	60	28
3	Does curriculum is useful in improving communication skills in your ward?	0	2	42	32	24
4	Does the curriculum help in widening intellectual horizon?	0	0	6	46	48
5	Do you feel that curriculum undertaken enhances employability skills in your ward?	0	0	42	32	26
6	Use of Information and communication technology in the college to deliver the curriculum	0	0	8	56	36
7	Academic discipline observed by the college	0	0	40	32	28
8	Improvement of ethics and morals in your ward while studying in the college	0	0	4	56	40
<b>TOTAL</b>		<b>0</b>	<b>0</b>	<b>23</b>	<b>43</b>	<b>34</b>

## PARENT FEEDBACK ANALYSIS



## PARENT FEEDBACK ANALYSIS



### Feedback Analysis

Feedback is obtained from the parents on various aspects of curriculum delivery, its relevance and usefulness, facilities like library, labs, ICT aids in the college for effective delivery of the curriculum, Academic discipline observed in the college and improvement of ethics and morals in students while pursuing the course.

Majority of the parents is of opinion that curriculum is relevant for the career. 60% of the parents expressed very good and 28% expressed excellent opinion on infrastructure and lab facilities in the college to deliver the curriculum. Majority opined that curriculum is useful in improving communication skills and employability skills and widening intellectual horizon of the ward. Majority gave excellent and very good rating for the use of ICT in the college to deliver the curriculum. They are satisfied with academic discipline observed in the college. Majority said college is excellent in improving ethics and morals in their ward.

  
 IQAC Coordinator  
 M.K.R. Government Degree College,  
 Devarakonda, Nalgonda Dt. 508248

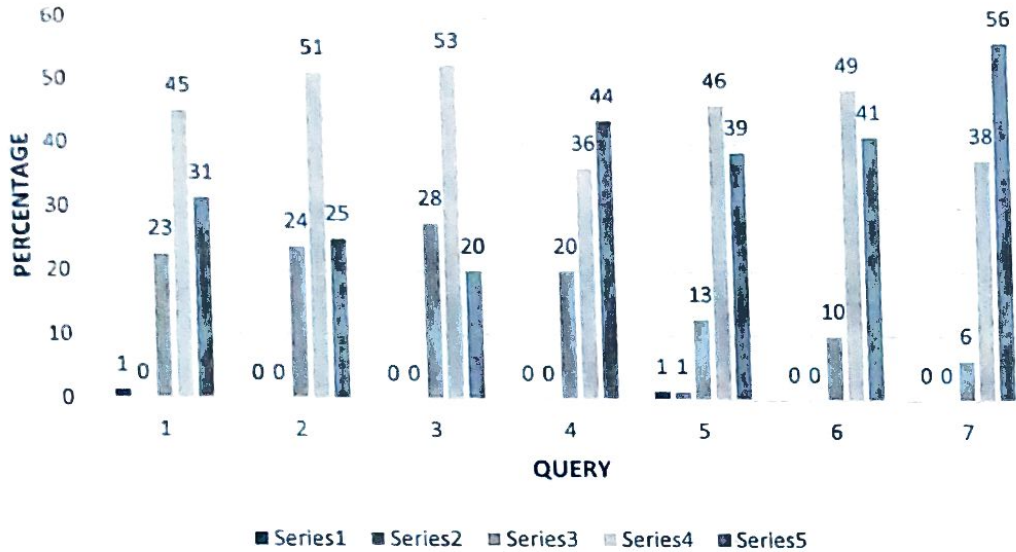
  
 Principal  
 PRINCIPAL (FAC)  
 M.K.R. Government Degree College,  
 Devarakonda, Nalgonda. Dt. 508248

# FEEDBACK ANALYSIS OF ALUMNI ON CURRICULUM

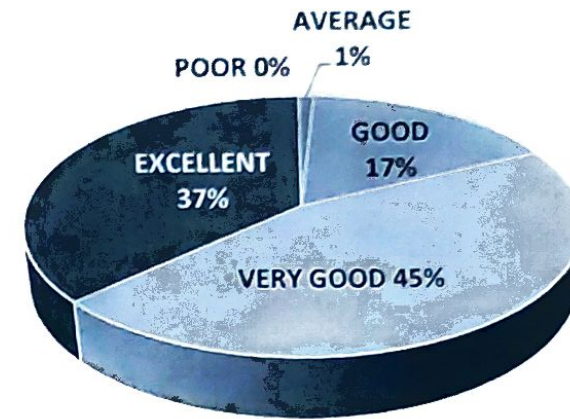
Feedback on curriculum is obtained from a sample of 80 members of Alumni on various aspects of curriculum. Percentage Analysis is used to analyze the data

<b>MKR GOVERNMENT DEGREE COLLEGE, DEVARAKONDA ALUMNI FEEDBACK ANALYSIS ON CURRICULUM 2020-21</b>						
<b>SL.NO</b>	<b>QUERY</b>	<b>Responses in Percentage</b>				
		<b>POOR</b>	<b>AVERAGE</b>	<b>GOOD</b>	<b>VERY GOOD</b>	<b>EXCELLENT</b>
1	Relevance of curriculum in your job	1	0	23	45	31
2	Infrastructure and lab facility	0	0	24	51	25
3	Faculty	0	0	28	53	20
4	Library	0	0	20	36	44
5	Office staff	1	1	13	46	39
6	College Environment	0	0	10	49	41
7	Overall rating of the college	0	0	6	38	56
	<b>TOTAL</b>	<b>0</b>	<b>1</b>	<b>17</b>	<b>45</b>	<b>37</b>

## ALUMNI FEEDBACK ANALYSIS



## ALUMNI FEEDBACK ANALYSIS



### Feedback Analysis

Feedback is obtained from Alumni on different parameters like Curriculum, infrastructure, lab facilities, faculty, library, office staff and college environment. One open ended question to give suggestions is also included in the feedback form. Majority felt curriculum is relevant to their jobs. Most of them are satisfied with infrastructure and lab facilities. 53% expressed library facilities are excellent. Majority expressed that support of the faculty and office staff are very good. The overall college environment is very good.

*[Signature]*  
 I.Q.A.C. Coordinator  
 IQAC Coordinator  
 M.K.R. Government Degree College,  
 Devarakonda, Nalgonda. Dt. 508248

*[Signature]*  
 Principal  
 PRINCIPAL (FAC)  
 M.K.R. Government Degree College,  
 Devarakonda, Nalgonda. Dt. 508248