

Analysis of Student Satisfactory Survey: 2020-21

Introduction:

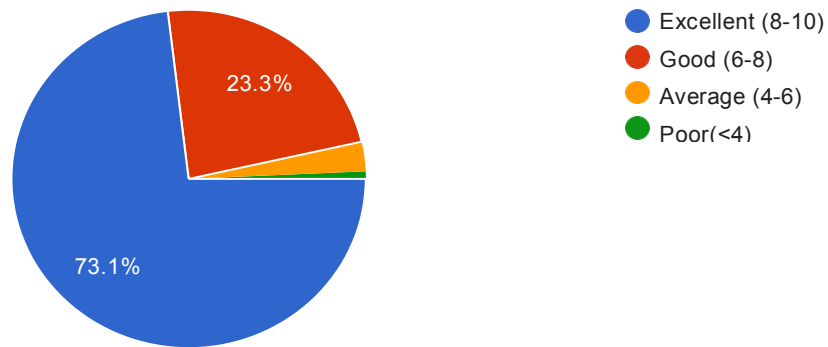
The student satisfactory survey is carried out in online mode for the academic year 2020-21 on various aspects of teaching and learning process under the 10 point criterion. The survey collected the information from the students for the teachers of all faculties – science, arts, humanities and commerce and all courses - U.G and P.G.

The information received from the survey is analyzed and the details of the analysis are presented as follows:

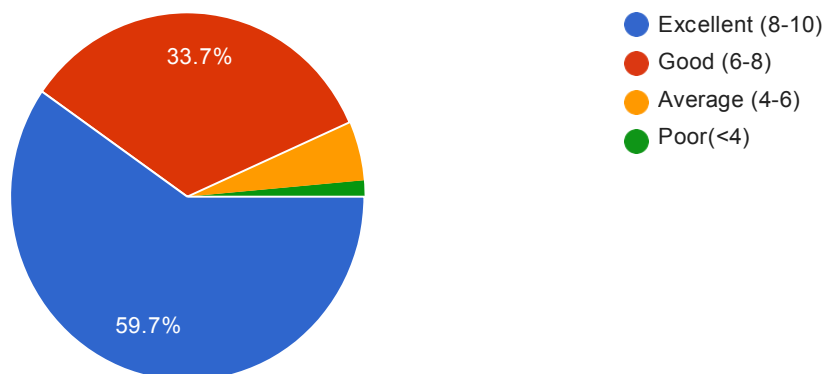
A. Individual Aspects:

1. Teaching Capability (the interest generation in the students while teaching in the classroom)

424 responses

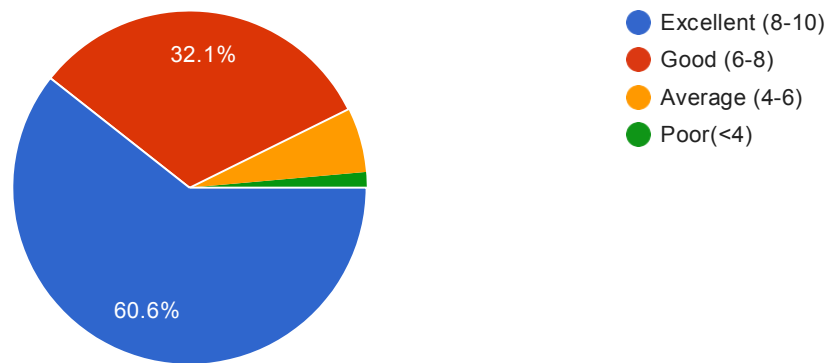


2. Teaching Enhancement (use of efficient Teaching aids)



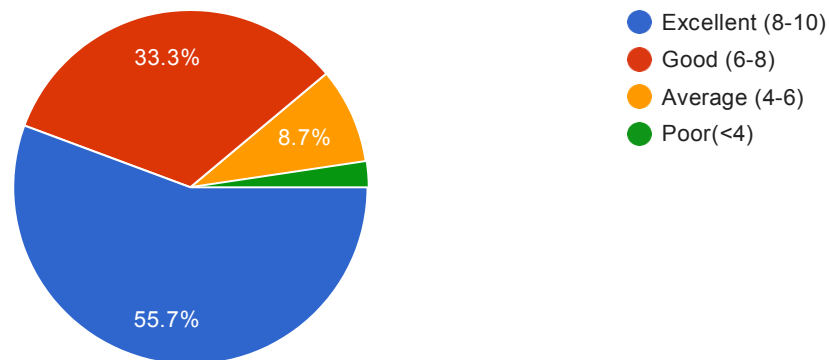
3. Teaching Aptitude(Use of other methods of teaching like Student Seminars, Group Discussions, Quiz, Debates, Assignments etc.)

424 responses



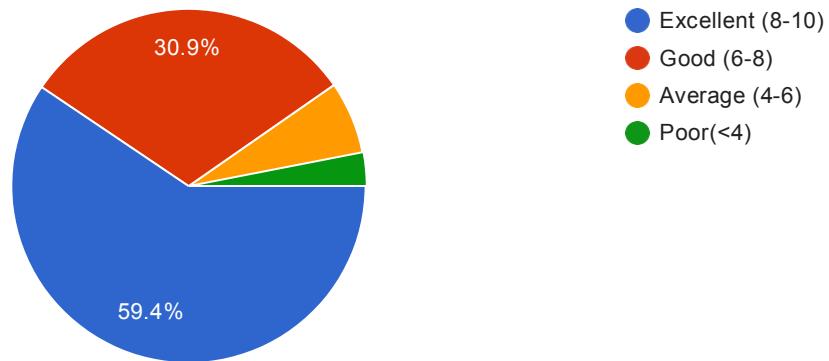
4. Teaching and Learning Exploration(Implementing active learning modules like Project Works, Lab Projects, Field Trips etc.)

424 responses



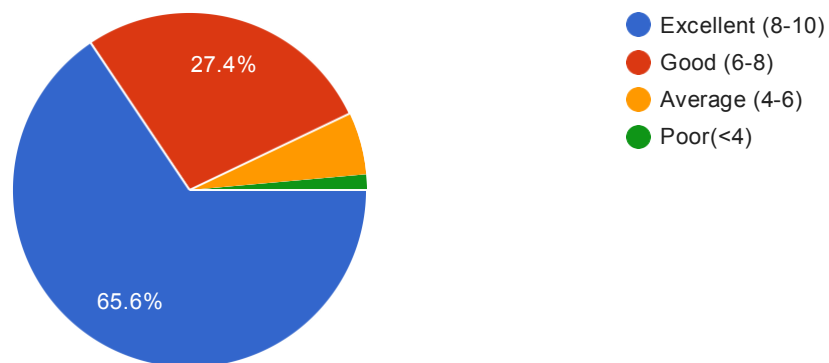
5. Teaching and Learning Enrichment (Implementation of Additional Inputs in the subject and ICT based teaching & learning methods)

424 responses

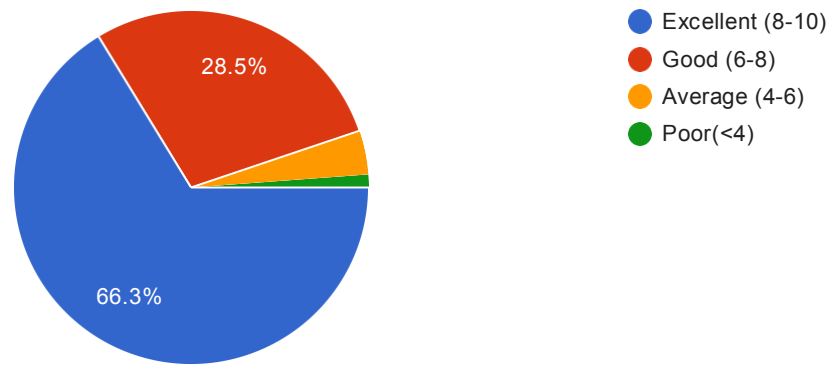


B. Inclusive Aspects:

6. Class Room Management (Significant Administration, Discipline making, Regularity, Punctuality in Class timings, Follow up prompt student attendance etc.)

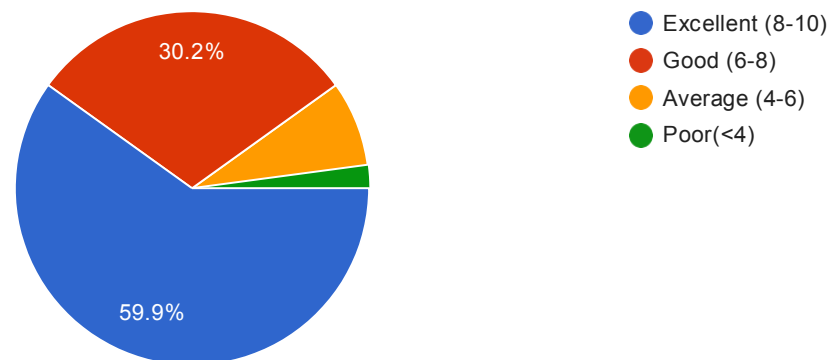


7. Student-Teacher Relation (Encouraging thoughts, New ideas, Proper input of Morals, Ethics & Values to the students, Attempts to resolve Grievances of students etc.)



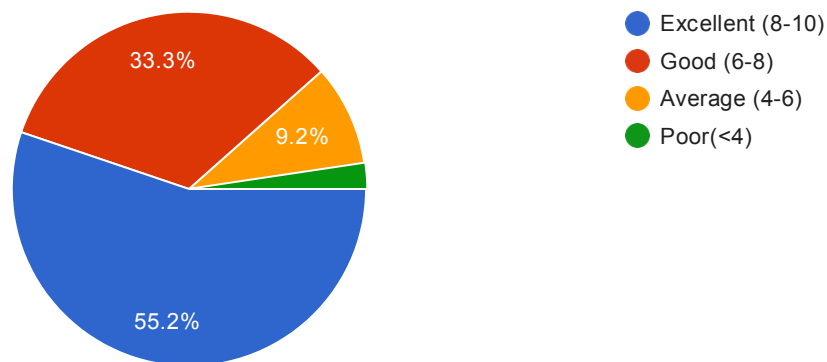
8. Career Guidance and Evolving Competitive Atmosphere (Designing the suitable and relevant platform for Career Guidance and Employability, Extension Lectures, Workshops, Seminars, Talks, Guidance & Coaching for Higher Education and Certificate Programmes etc.)

424 responses



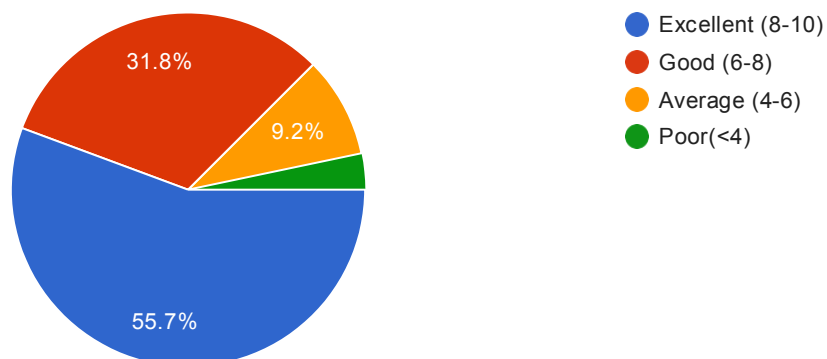
9.Preparation for Examinations(Conducting time to time Slip Tests, Assignment Tests, Quarterly Tests, Providing Model Papers, Blueprints, Covering syllabus in time, Revealing techniques for better scoring in exams, Monitoring the student's performance & results, Remedial Coaching etc.)

424 responses



10. Encouragement in Co-Curricular and Extra-Curricular Activities (Encouraging and Mentoring the student's participation in various Co-Curricular and Extra-Curricular Competitions at different Levels).

424 responses



SUMMARY:

The average percentage of respondents in the 10 point scale is as follows:

1. Excellent (8-10): 61.12%

2. Good (6-8): 30.18%

**3. Average (4-6):
& 8.70%**

4. Poor (<4):