



**J.V.R GOVERNMENT COLLEGE. SATHUPALLY, KHAMMAM Dist. TS.**  
(Affiliated to Kakatiya University, Warangal)

Contact No: 08761 295098. 9154806772 e-mail: [sathupallyjkc@gmail.com](mailto:sathupallyjkc@gmail.com)


Website: <https://gdcts.cgg.gov.in/sathupally.edu>



## **Feedback on syllabus and its transaction**

# JVR GOVERNMENT DEGREE COLLEGE, SATHUPALLY

## OVERALL ANALYSIS OF STUDENT FEED BACK 2020-21 :

 <b>JVR GOVT. DEGREE COLLEGE, SATHUPALLY</b> <b>OVERALL ANALYSIS OF STUDENTS FEEDBACK 2020-21</b> No. of students : 1828							
Question No.	parameters	I. Poor	II. Average	III. Good	IV. Very Good	V. Excellent	Total
1	Efforts to effectively cover 100% of syllabus	0.10%	1.04%	24.43%	40.42%	34.01%	100.00%
2	The interest generated in the student while teaching in the class room	0.00%	0.94%	21.74%	42.33%	35.00%	100.00%
3	Clarity of expression while teaching the topic/lesson	0.05%	0.79%	24.79%	37.92%	36.45%	100.00%
4	Depth of the subject content explained	0.31%	1.04%	23.46%	40.72%	34.46%	100.00%
5	Level of latest development in the subject taught	0.00%	0.48%	22.09%	39.44%	38.00%	100.00%
6	Use of other methods of teaching like class seminar, question answer, group discussion etc, in the class room	0.10%	2.03%	22.14%	41.35%	34.38%	100.00%
7	Encouraging questions on the topic in the class and clearing doubts	0.86%	1.45%	24.87%	39.28%	33.55%	100.00%
8	Use of teaching models and teaching aids in the class room	0.11%	0.95%	21.55%	39.51%	37.88%	100.00%
9	Encouraging and supervising the students for study projects.	0.17%	2.15%	20.41%	37.56%	39.71%	100.00%
10	Aptitude shown in arranging field visits, invited lectures etc, in the subject.	0.90%	2.26%	18.54%	36.46%	41.83%	100.00%

11	Encouraging and guiding students in reading library books using internet.	0.05%	1.46%	25.90%	42.05%	30.54%	100.00%
12	Encouraging and guiding students in giving class seminars.	0.16%	1.56%	20.36%	44.95%	32.97%	100.00%
13	Regularity and seriousness in, valuing the answer scripts of monthly tests and discussing the same with the students.	0.00%	1.25%	24.09%	39.16%	35.51%	100.00%
14	Remedial coaching and efforts made in preparing the students for University examination.	0.10%	1.15%	23.51%	40.77%	34.46%	100.00%
15	Regularity and punctuality to the class	0.67%	1.77%	22.53%	37.85%	37.18%	100.00%
16	Enthusiasm shown to encourage and guide students in extra curricular activities like cultural, community service, nation building etc.,	0.05%	1.41%	24.02%	39.55%	34.97%	100.00%
17	Counseling and career guidance	0.00%	1.35%	24.43%	38.28%	35.94%	100.00%
18	Acessibility of the lecturer outside the classroom for academic interaction.	0.52%	1.15%	21.09%	39.53%	37.71%	100.00%
19	Personal care and affection while dealing with individual and students and helping students	0.05%	1.12%	18.31%	40.42%	40.10%	100.00%
20	Overall opinion on the lecturer	0.00%	1.24%	16.02%	33.49%	49.25%	100.00%
<b>TOTAL</b>		<b>0.21%</b>	<b>1.32%</b>	<b>22.24%</b>	<b>39.57%</b>	<b>36.66%</b>	<b>100.00%</b>



*Bowen P.*  
**PRINCIPAL**  
**J.V.R. GOVT. COLLEGE**  
**SATHUPALLY-KMM DT.**

# STUDENT FEED BACK ANALYSIS REPORT 2020-21 :



J.V.R. GOVT. COLLEGE. SATHUPALLY, KHAMMAM Dist. TS.  
(Affiliated to Kakatiya University, Warangal)  
Contact No: 0876 295098, 9154806772 e-mail: sathupallykc@gmail.com  
Website: <https://gdets.cgg.gov.in/sathupally.edu>



## STUDENT FEED BACK ANALYSIS REPORT 2020-21

Based on the student satisfactory survey on the syllabus and its transaction at the institution, the analysis is done with an idea to improve for the development of the institution in the process of extending better educational services to the students.


- 20 attributes were given to the students for marking their opinions on teaching and learning to fill up the feedback forms.
- 1823 samples were collected for the academic year 2020-21 from all courses offered.
- 5 ratings were provided i.e. **Excellent, Very good, Good, Average & Poor.**
- In the analysis it is found that **0.86%** students opted **POOR**, with regard to column no 7 i.e. **Encouraging questions on the topic in the class and clearing doubts.**
- **0.90%** students opted **POOR** with regards to question no 10 i.e. **Aptitude shown in arranging field visits, invited lectures etc., in the subject.**
- Regarding 9<sup>th</sup> and 10<sup>th</sup> questions **2.15%** and **2.26%** respondents opted average i.e. **Encouraging and supervising the students for study projects, Aptitude shown in arranging field visits, invited lectures etc., in the subjects.**
- But in the last column i.e. "Overall opinion on the lecturer respondents" opted-**16.2% Good 33.49% very good and 49.25% excellent.** Hence, overall performance of the lecturers in extending their services is- **excellent.**

After a careful analysis of the student feedback analysis the following recommendations/resolutions made under the chairman ship of the principal to enhance the quality of teaching learning process.

- Feedback analysis was presented in staff council, discussed and unanimously resolved by the staff council/Communicated to university through BoS members/ subject wise departmental conference at various university academic meetings regarding the student feedback on syllabus transaction.
- Resolved to pay more attention towards **poor and average** performance areas and suggestions were conveyed to the teachers concerned for betterment
- The report was sent to the higher authorities through principal.
- Subject wise analysis was discussed and courses where other teaching methods required were identified .
- To also use online resources internal assessment.

  
PRINCIPAL  
J.V.R. GOVT. COLLEGE  
SATHUPALLY-KMM DT.

## ACTION TAKEN REPORT 2020-21 :



### Action Taken Report : (2020-21)


Feedback taken from Students, Teachers, Employers and Alumni collected after careful analysis of feedback reports. It was presented at Staff council meeting presided by Principal as Chairperson and incharges of all departments as members. The council discussed all the issues of Syllabus of Semester system, Curriculum of the topics, External Examinations and Internal Examinations after through discussions almost all the department individuals given their opinion to University Board of Studies / Chairman Chairperson through Principal. Staff council of our college report sent to Commissioner of Collegiate Education and to higher authorities through proper channel.

### Based on the Student Satisfactory survey on the syllabus and its transaction at the institution (Student Feedback Analysis) it was resolved :

- Resolved to conduct special coaching for slow learners.
- To conduct Extension lectures in all subjects. ,
- To conduct Orientation on CBCS on start of every semester. .
- To give topic synopsis and course material to students.,
- To enrich curriculum with co-curricular and extracurricular activities.
- Resolved to more attention should be paid towards **poor and average** performance areas and suggestions were conveyed to the teachers concerned for betterment.
- To conduct Orientation to Guest Faculty in teaching methodologies.

  
PRINCIPAL  
J.V.R. GOVT. COLLEGE  
SATHUPALLY-KMM DT.

## OVERALL ANALYSIS OF STUDENT FEED BACK 2019-20 :



### JVR GOVT. DEGREE COLLEGE, SATHUPALLY

#### OVERALL ANALYSIS OF STUDENTS FEEDBACK 2019-20


No. of students : 2760

Question No.	parameters	I. Poor	II. Average	III. Good	IV. Very Good	V. Excellent	Total
1	Efforts to effectively cover 100% of syllabus	0.14%	1.77%	28.57%	36.67%	32.84%	100.00%
2	The interest generated in the student while teaching in the class room	0.11%	0.78%	18.87%	45.09%	35.15%	100.00%
3	Clarity of expression while teaching the topic/lesson	0.11%	0.58%	20.73%	41.35%	37.24%	100.00%
4	Depth of the subject content explained	0.29%	1.09%	25.27%	40.25%	33.09%	100.00%
5	Level of latest development in the subject taught	0.11%	0.47%	20.87%	40.58%	37.96%	100.00%
6	Use of other methods of teaching like class seminar, question answer, group discussion, etc, in the class room	0.22%	1.53%	23.24%	39.60%	35.42%	100.00%
7	Encouraging questions on the topic in the class and clearing doubts	0.55%	1.45%	24.11%	38.76%	35.13%	100.00%
8	Use of teaching models and teaching aids in the class room	0.14%	0.95%	20.97%	44.41%	33.53%	100.00%
9	Encouraging and supervising the students for study projects.	0.11%	1.05%	19.64%	40.33%	38.87%	100.00%
10	Aptitude shown in arranging field visits, invited lectures etc., in the subject.	0.11%	1.02%	22.65%	35.35%	40.87%	100.00%
11	Encouraging and guiding students in reading library books using internet.	0.76%	2.76%	31.89%	34.25%	30.33%	100.00%

12	Encouraging and guiding students in giving class seminars.	0.07%	1.23%	20.98%	46.38%	31.34%	100.00%
13	Regularity and seriousness in valuing the answer scripts of monthly tests and discussing the same with the students.	0.11%	1.02%	26.51%	38.00%	34.36%	100.00%
14	Remedial coaching and efforts made in preparing the students for University examination.	0.44%	1.24%	25.96%	39.74%	32.63%	100.00%
15	Regularity and punctuality to the class	0.04%	0.95%	23.75%	41.24%	34.04%	100.00%
16	Enthusiasm shown to encourage and guide students in extra curricular activities like cultural, community service, nation building etc.,	0.65%	1.64%	24.29%	40.69%	32.73%	100.00%
17	Counseling and career guidance	0.58%	2.11%	26.04%	39.62%	31.65%	100.00%
18	Acessibility of the lecturer outside the classroom for academic interaction.	0.25%	0.80%	23.05%	42.51%	33.38%	100.00%
19	Personal care vand affection while dealing with individual and students and helping students	0.07%	1.82%	23.38%	36.22%	38.51%	100.00%
20	Overall opinion onthe lecturer	0.11%	0.91%	16.06%	33.73%	49.18%	100.00%
<b>TOTAL</b>		<b>0.25%</b>	<b>1.26%</b>	<b>23.34%</b>	<b>39.74%</b>	<b>35.41%</b>	<b>100.00%</b>



  
**PRINCIPAL**  
**J.V.R. GOVT. COLLEGE**  
**SATHUPALLY-KMM DT.**



J.V.R. GOVERNMENT COLLEGE, SATHUPALLY, KHAMMAM Dist. TS.

(Affiliated to Kakatiya University, Warangal)

Contact no: 08761295098, 9154806772 e-mail: sathupallyjkc@gmail.com

Website: <https://gdcts.cgg.gov.in/sathupally.edu>



### STUDENT FEED BACK ANALYSIS REPORT 2019-20

Based on the student satisfactory survey on the syllabus and its transaction at the institution, the analysis is done with an idea to improve for the development of the institution in the process of extending better educational services to the students.

- 20 attributes were given to the students for marking their opinions on teaching and learning to fill up the feedback forms.
- 2760 samples were collected for the academic year 2019-20 from all courses offered.
- 5 ratings were provided i.e. **Excellent, Very good, Good, Average & Poor.**
- In the analysis it is found that **0.76%** students opted **POOR**, with regard to question no **11** i.e. **Encouraging and guiding students in reading library books using internet.**
- **0.65%** students opted **POOR** with regards to question no **16** i.e. **Enthusiasm shown to encourage and guide students in extra circular activities like cultural, community service, nation building etc.**
- Regarding **11<sup>th</sup>** and **17<sup>th</sup>** questions **2.76%** and **2.11%** respondents opted average i.e. **Encouraging and guiding students in reading library books using internet, counselling and career guidance.**
- But in the last column i.e. **“Overall opinion on the lecturer”** respondents opted- **23.34% Good 39.74% very good and 34.41% excellent.** Hence, overall performance of the lecturers in extending their services is- **very good.**

After a careful analysis of the student feedback analysis the following recommendations/resolutions made under the chairman ship of the principal to enhance the quality of teaching learning process.

- Feedback analysis was presented in staff council, discussed and unanimously resolved by the staff council/Communicated to university through BoS members/ subject wise departmental conference at various university academic meetings regarding the student feedback on syllabus transaction.
- Resolved to pay more attention towards **poor and average** performance areas and suggestions were conveyed to the teachers concerned for betterment
- The report was sent to the higher authorities through principal.
- Subject wise analysis was discussed and courses where other teaching methods required were identified .
- To also use online resources internal assessment.

  
PRINCIPAL  
J.V.R. GOVT. COLLEGE  
SATHUPALLY-KMM DT.



## ACTION TAKEN REPORT



J.V.R GOVERNMENT COLLEGE, SATHUPALLY, KHAMMAM Dist. TS.  
(Affiliated to Kalasalya University, Warangal)  
Contact No: 08761 295098, 915406772 Email: sathupallykvc@gmail.com  
Website: <http://gdcts.college.in/sathupally.edu>



### Action Taken Report : (2019-20)


Feedback taken from Students, Teachers, Employers and Alumni collected after careful analysis of feedback reports. It was presented at Staff council meeting presided by Principal as Chairperson and incharges of all departments as members. The council discussed all the issues of Syllabus of Semester system, Curriculum of the topics, External Examinations and Internal Examinations after through discussions almost all the department individuals given their opinion to University Board of Studies / Chairman Chairperson through Principal. Staff council of our college report sent to Commissioner of Collegiate Education and to higher authorities through proper channel.

### Based on the Student Satisfactory survey on the syllabus and its transaction at the institution (Student Feedback Analysis) it was resolved :

- Resolved to conduct special coaching for slow learners.
- To conduct Extension lectures in all subjects.
- To conduct Orientation on CBCS on start of every semester.
- To give topic synopsis and course material to students.
- To enrich curriculum with co-curricular and extracurricular activities.
- Resolved to more attention should be paid towards **poor and average** performance areas and suggestions were conveyed to the teachers concerned for betterment.
- To conduct Orientation to Guest Faculty in teaching methodologies.


PRINCIPAL  
J.V.R.GOV.T. COLLEGE  
SATHUPALLY-KMM DT.

## OVERALL ANALYSIS OF STUDENT FEED BACK 2018-19 :



J.V.R. GOVT. DEGREE COLLEGE, SATHUPALLY OVERALL ANALYSIS OF STUDENTS FEEDBACK 2018-19 No.of students : 2153							
Question No.	parameters	I. Poor	II. Average	III. Good	IV. Very Good	V. Excellent	Total
1	Efforts to effectively cover 100% of syllabus	0.08%	1.05%	25.84%	36.94%	36.09%	100.00%
2	The interest generated in the student while teaching in the class room	0.08%	0.69%	17.95%	48.55%	32.73%	100.00%
3	Clarity of expression while teaching the topic/lesson	0.15%	0.85%	21.68%	39.91%	37.40%	100.00%
4	Depth of the subject content explained	0.19%	0.85%	22.27%	41.02%	35.66%	100.00%
5	Level of latest development in the subject taught	0.12%	1.06%	22.55%	41.33%	34.94%	100.00%
6	Use of other methods of teaching like class seminar,question answer, group discussionj etc, in the class room	0.08%	1.26%	25.40%	39.80%	33.45%	100.00%
7	Encouraging questions on the topic in the class and clearing doubts	0.12%	0.95%	25.39%	38.43%	35.11%	100.00%
8	Use of teaching models and teaching aids in the class room	0.16%	1.29%	24.13%	41.27%	33.15%	100.00%
9	Encouraging and supervising the students for study projects.	0.12%	0.78%	22.43%	38.49%	38.18%	100.00%
10	Aptitude shown in arranging field visits,invited lectures etc.,in the subject.	0.47%	1.17%	23.12%	36.59%	38.65%	100.00%

11	Encouraging and guiding students in reading library books using internet.	0.88%	2.38%	24.88%	38.75%	33.12%	100.00%
12	Encouraging and guiding students in giving class seminars.	0.16%	0.88%	19.17%	47.31%	32.48%	100.00%
13	Regularity and seriousness in valuing the answer scripts of monthly tests and discussing the same with the students.	0.20%	0.94%	22.61%	41.62%	34.63%	100.00%
14	Remedial coaching and efforts made in preparing the students for University examination.	0.08%	0.66%	24.51%	40.05%	34.69%	100.00%
15	Regularity and punctuality to the class	0.00%	0.89%	22.80%	42.04%	34.27%	100.00%
16	Enthusiasm shown to encourage and guide students in extra curricular activities like cultural, community service, nation building etc.,	0.16%	4.02%	21.43%	39.24%	35.15%	100.00%
17	Counseling and career guidance	0.08%	0.92%	23.32%	39.91%	35.77%	100.00%
18	Acessibility of the lecturer outside the classroom for academic interaction.	0.16%	0.75%	21.49%	42.83%	34.76%	100.00%
19	Personal care vand affection while dealing with individual and students and helping students	0.19%	1.01%	18.15%	38.67%	41.97%	100.00%
20	Overall opinion onthe lecturer	0.00%	0.52%	13.84%	37.89%	47.75%	100.00%
<b>TOTAL</b>		<b>0.17%</b>	<b>1.14%</b>	<b>22.13%</b>	<b>40.52%</b>	<b>36.03%</b>	<b>100.00%</b>



*R. Rao*  
**PRINCIPAL**  
**J.V.R. GOVT. COLLEGE**  
**SATHUPALLY-KMM DT.**



J.V.R. GOVERNMENT COLLEGE, SATHUPALLY, KHAMMAM Dist. TS.

(Affiliated to Kakatiya University, Warangal)

Contact No: 08761 295098, 9154806772

e-mail: sathupallyjkc@gmail.com

Website: <https://ed.cts.cgg.gov.in/sathupally.edu>



### STUDENT FEED BACK ANALYSIS REPORT 2018-19

Based on the student satisfactory survey on the syllabus and its transaction at the institution, the analysis is done with an idea to improve for the development of the institution in the process of extending better educational services to the students.

- 20 attributes were given to the students for marking their opinions on teaching and learning to fill up the feedback forms.
- 2153 samples were collected for the academic year 2018-19 from all courses offered.
- 5 ratings were provided i.e. **Excellent, Very good, Good, Average & Poor**.
- In the analysis it is found that **0.88%** students opted **POOR**, with regard to question no **11** i.e. Encouraging and guiding students in reading library books using internet..
- **0.47%** students opted **POOR** with regards to question no **10** i.e. **Aptitude shown in arranging field visits, invited lectures etc., in the subject.**
- Regarding **16<sup>th</sup>** and **11<sup>th</sup>** questions **4.02%** and **2.38%** respondents opted average i.e. Enthusiasm shown to encourage and guide students in extra circular activities like cultural, community service, nation building etc., Encouraging and guiding students in reading library books using internet..
- But in the last column i.e. **“Overall opinion on the lecturer”**, respondents opted- **13.84% Good 37.89% very good and 47.75% excellent**. Hence, overall performance of the lecturers in extending their services is- **excellent**.

After a careful analysis of the student feedback analysis the following recommendations/resolutions made under the chairman ship of the principal to enhance the quality of teaching learning process.

- Feedback analysis was presented in staff council, discussed and unanimously resolved by the staff council/Communicated to university through BoS members/ subject wise departmental conference at various university academic meetings regarding the student feedback on syllabus transaction.
- Resolved to pay more attention towards **poor and average** performance areas and suggestions were conveyed to the teachers concerned for betterment
- The report was sent to the higher authorities through principal.
- Subject wise analysis was discussed and courses where other teaching methods required were identified .
- To also use online resources internal assessment.

  
PRINCIPAL  
J.V.R. GOVT. COLLEGE  
SATHUPALLY-KHAMMAM

## ACTION TAKEN REPORT



J.V.R GOVERNMENT COLLEGE, SATHUPALLY, KHAMMAM Dist. TS.  
(Affiliated to Kakatiya University, Warangal)  
Contact No: 08761 295098, 9154807072 e-mail: sathupallyjkc@gmail.com  
Website: <https://gdctt.cgg.gov.in/sathupally.edu>



### Action Taken Report : (2018-19)

Feedback taken from Students, Teachers, Employers and Alumni collected after careful analysis of feedback reports. It was presented at Staff council meeting presided by Principal as Chairperson and incharges of all departments as members. The council discussed all the issues of Syllabus of Semester system, Curriculum of the topics, External Examinations and Internal Examinations after through discussions almost all the department individuals given their opinion to University Board of Studies / Chairman Chairperson through Principal. Staff council of our college report sent to Commissioner of Collegiate Education and to higher authorities through proper channel.

### Based on the Student Satisfactory survey on the syllabus and its transaction at the institution (Student Feedback Analysis) it was resolved :

- Resolved to conduct special coaching for slow learners.
- To conduct Extension lectures in all subjects.
- To conduct Orientation on CBCS on start of every semester.
- To give topic synopsis and course material to students.
- To enrich curriculum with co-curricular and extracurricular activities.
- Resolved to more attention should be paid towards **poor and average** performance areas and suggestions were conveyed to the teachers concerned for betterment.
- To conduct Orientation to Guest Faculty in teaching methodologies.

  
PRINCIPAL  
J.V.R.GOV.T. COLLEGE  
SATHUPALLY-KMM DT.


## OVERALL ANALYSIS OF STUDENT FEED BACK 2017-18:



**J.V.R. GOVT. DEGREE COLLEGE, SATHUPALLY**  
**OVERALL ANALYSIS OF STUDENTS FEEDBACK 2017-18**  
 No. of students : 1886

Question No.	parameters	I. Poor	II. Average	III. Good	IV. Very Good	V. Excellent	Total
1	Efforts to effectively cover 100% of syllabus	0.26%	3.55%	29.79%	33.85%	32.56%	100.00%
2	The interest generated in the student while teaching in the class room	0.32%	4.47%	20.38%	43.51%	31.31%	100.00%
3	Clarity of expression while teaching the topic/lesson	0.26%	3.35%	21.86%	39.46%	35.07%	100.00%
4	Depth of the subject content explained	0.59%	3.80%	27.21%	34.36%	34.03%	100.00%
5	Level of latest development in the subject taught	0.52%	3.80%	21.41%	41.46%	32.82%	100.00%
6	Use of other methods of teaching like class seminar, question answer, group discussionj etc, in the class room	0.84%	3.81%	24.82%	38.46%	32.06%	100.00%
7	Encouraging questions on the topic in the class and clearing doubts	0.32%	3.96%	25.70%	37.66%	32.35%	100.00%
8	Use of teaching models and teaching aids in the class room	0.45%	2.25%	26.08%	37.93%	33.29%	100.00%
9	Encouraging and supervising the students for study projects.	0.58%	1.56%	22.26%	40.36%	35.24%	100.00%
10	Aptitude shown in arranging field visits, invited lectures etc., in the subject.	0.38%	1.97%	22.22%	33.67%	41.76%	100.00%

11	Encouraging and guiding students in reading library books using internet.	1.14%	2.67%	27.89%	36.91%	31.39%	100.00%
12	Encouraging and guiding students in giving class seminars.	0.32%	1.34%	22.70%	44.57%	31.07%	100.00%
13	Regularity and seriousness in valuing the answer scripts of monthly tests and discussing the same with the students.	0.32%	1.79%	23.74%	37.01%	37.14%	100.00%
14	Remedial coaching and efforts made in preparing the students for University examination.	0.45%	2.27%	22.65%	36.21%	38.42%	100.00%
15	Regularity and punctuality to the class	0.45%	2.11%	21.87%	43.61%	31.97%	100.00%
16	Enthusiasm shown to encourage and guide students in extra curricular activities like cultural, community service, nation building etc.,	0.73%	1.85%	22.13%	41.61%	33.69%	100.00%
17	Counseling and career guidance	0.20%	0.79%	27.11%	36.08%	35.82%	100.00%
18	Acessibility of the lecturer outside the classroom for academic interaction.	0.64%	2.64%	22.22%	40.50%	34.00%	100.00%
19	Personal care vand affection while dealing with individual and students and helping students	0.39%	1.56%	20.58%	37.60%	39.87%	100.00%
20	Overall opinion onthe lecturer	0.58%	1.67%	18.80%	34.96%	43.98%	100.00%
TOTAL		0.49%	2.56%	23.57%	38.49%	34.89%	100.00%



PRINCIPAL  
J.V.R. GOVT. COLLEGE  
SATHUPALLY-KMM DT.



J.V.R GOVT. COLLEGE, SATHUPALLY, KHAMMAM Dist. TS.

(Affiliated to Kakatiya University, Warangal)

Contact No: 0876 295098, 9154806732 e-mail: sathupallykc@gmail.com

Website: <https://gdcys.cgg.gov.in/sathupally.edu>



## STUDENT FEED BACK ANALYSIS REPORT 2017-18

Based on the student satisfactory survey on the syllabus and its transaction at the institution, the analysis is done with an idea to improve for the development of the institution in the process of extending better educational services to the students.

- 20 attributes were given to the students for marking their opinions on teaching and learning to fill up the feedback forms.
- 1886 samples were collected for the academic year 2017-18 from all courses offered.
- 5 ratings were provided i.e. **Excellent, Very good, Good, Average & Poor.**
- In the analysis it is found that 1.14% students opted **POOR**, with regard to question no 11 i.e. Encouraging and guiding students in reading library books using internet..
- 0.84% students opted **POOR** with regards to question no 6 i.e. Use of other methods of teaching like class seminar question answer, group discussion, etc. in the class room.
- Regarding 2<sup>nd</sup> and 7<sup>th</sup> questions 4.47% and 3.96% respondents opted average i.e. the interest generated in the student while teaching in the class room and encouraging questions on the topic in the class clearing doubts.
- But in the last column i.e. “Overall opinion on the lecturer” respondents opted- 18.80% **Good** 34.96% **very good** and 43.98% **excellent**. Hence, overall performance of the lecturers in extending their services is- **excellent**.

After a careful analysis of the student feedback analysis the following recommendations/resolutions made under the chairmanship of the principal to enhance the quality of teaching learning process.

- Feedback analysis was presented in staff council, discussed and unanimously resolved by the staff council/Communicated to university through BoS members/ subject wise departmental conference at various university academic meetings regarding the student feedback on syllabus transaction.
- Resolved to pay more attention towards **poor and average** performance areas and suggestions were conveyed to the teachers concerned for betterment
- The report was sent to the higher authorities through principal.
- Subject wise analysis was discussed and courses where other teaching methods required were identified.
- To also use online resources internal assessment.

  
PRINCIPAL  
J.V.R. GOVT. COLLEGE  
SATHUPALLY-KMM DT.



## ACTION TAKEN REPORT



J.V.R GOVERNMENT COLLEGE, SATHUPALLY, KHAMMAM Dist. TS.

(Affiliated to Kakatiya University, Warangal)

Contact No: 08761 295098, 0154806772 e-mail: sathupallykc@gmail.com

Website: <https://cdcts.org.in/sathupally.edu>



### Action Taken Report : (2017-18)


Feedback taken from Students, Teachers, Employers and Alumni collected after careful analysis of feedback reports. It was presented at Staff council meeting presided by Principal as Chairperson and incharges of all departments as members. The council discussed all the issues of Syllabus of Semester system, Curriculum of the topics, External Examinations and Internal Examinations after through discussions almost all the department individuals given their opinion to University Board of Studies / Chairman Chairperson through Principal. Staff council of our college report sent to Commissioner of Collegiate Education and to higher authorities through proper channel.

### Based on the Student Satisfactory survey on the syllabus and its transaction at the institution (Student Feedback Analysis) it was resolved :

- Resolved to conduct special coaching for slow learners.
- To conduct Extension lectures in all subjects.
- To conduct Orientation on CBCS on start of every semester.
- To give topic synopsis and course material to students.
- To enrich curriculum with co-curricular and extracurricular activities.
- Resolved to more attention should be paid towards **poor and average** performance areas and suggestions were conveyed to the teachers concerned for betterment.
- To conduct Orientation to Guest Faculty in teaching methodologies.

  
PRINCIPAL  
J.V.R.GOV'T. COLLEGE  
SATHUPALLY-KMM DT.


## OVERALL ANALYSIS OF STUDENT FEED BACK 2016-17:



**J.V.R. GOVT. DEGREE COLLEGE, SATHUPALLY**  
**OVERALL ANALYSIS OF STUDENTS FEEDBACK 2016-17**  
 No. of students : 1277

Question No.	parameters	I. Poor	II. Average	III. Good	IV. Very Good	V. Excellent	Total
1	Efforts to effectively cover 100% of syllabus	0.18%	7.46%	26.62%	33.84%	31.90%	100.00%
2	The interest generated in the student while teaching in the class room	0.06%	3.54%	16.26%	45.37%	34.77%	100.00%
3	Clarity of expression while teaching the topic/lesson	0.11%	3.15%	25.32%	33.65%	37.76%	100.00%
4	Depth of the subject content explained	0.06%	3.52%	27.96%	37.70%	30.76%	100.00%
5	Level of latest development in the subject taught	0.00%	2.41%	26.13%	39.24%	32.23%	100.00%
6	Use of other methods of teaching like class seminar, question answer, group discussionj etc, in the class room	0.07%	1.12%	22.26%	40.27%	36.27%	100.00%
7	Encouraging questions on the topic in the class and clearing doubts	0.04%	0.59%	21.40%	42.21%	35.76%	100.00%
8	Use of teaching models and teaching aids in the class room	0.09%	1.01%	18.13%	45.80%	34.97%	100.00%
9	Encouraging and supervising the students for study projects.	0.13%	0.55%	19.80%	41.91%	37.62%	100.00%
10	Aptitude shown in arranging field visits, invited lectures etc., in the subject.	0.16%	0.66%	15.20%	43.41%	40.57%	100.00%

11	Encouraging and guiding students in reading library books using internet.	0.44%	2.34%	25.66%	42.06%	29.50%	100.00%
12	Encouraging and guiding students in giving class seminars.	0.15%	0.53%	23.16%	51.31%	24.85%	100.00%
13	Regularity and seriousness in valuing the answer scripts of monthly tests and discussing the same with the students.	0.00%	0.43%	27.20%	44.60%	27.77%	100.00%
14	Remedial coaching and efforts made in preparing the students for University examination.	0.09%	0.70%	24.59%	44.33%	30.28%	100.00%
15	Regularity and punctuality to the class	0.04%	0.33%	27.83%	38.13%	33.67%	100.00%
16	Enthusiasm shown to encourage and guide students in extra curricular activities like cultural, community service, nation building etc.,	0.13%	1.02%	16.53%	47.13%	35.19%	100.00%
17	Counseling and career guidance	0.25%	0.75%	19.12%	43.35%	36.53%	100.00%
18	Acessibility of the lecturer outside the classroom for academic interaction.	0.25%	0.79%	14.78%	47.05%	37.13%	100.00%
19	Personal care and affection while dealing with individual students and helping students	0.10%	0.53%	15.92%	43.43%	40.02%	100.00%
20	Overall opinion on the lecturer	0.04%	1.22%	17.61%	42.09%	39.04%	100.00%
<b>TOTAL</b>		<b>0.12%</b>	<b>1.49%</b>	<b>21.52%</b>	<b>42.42%</b>	<b>34.45%</b>	<b>100.00%</b>



  
**PRINCIPAL**  
**J.V.R. GOVT. COLLEGE**  
**SATHUPALLY-KMM DT.**



J.V.R. GOVT. COLLEGE SATHUPALLY, KHAMMAM Dist. TS.  
(Affiliated to Kakatiya University, Warangal)

Contact No: 08761-295098, 9154906772 e-mail: sathupallyjkc@gmail.com  
Website: <https://gdcts.cgg.gov.in/sathupally.edu>



### STUDENT FEED BACK ANALYSIS REPORT 2016-17

Based on the student satisfactory survey on the syllabus and its transaction at the institution, the analysis is done with an idea to improve for the development of the institution in the process of extending better educational services to the students.

- 20 attributes were given to the students for marking their opinions on teaching and learning to fill up the feedback forms.
- 1277 samples were collected for the academic year 2016-17 from all courses offered.
- 5 ratings were provided i.e. **Excellent, Very good, Good, Average & Poor.**
- In the analysis it is found that **0.44%** students opted **POOR**, with regard to question no **11** i.e. **Encouraging and guiding students in reading library books using internet..**
- Regarding 1<sup>st</sup> and 2<sup>nd</sup> questions **7.46%** and **2.26%** respondents opted average i.e. **efforts to effectively cover 100% of syllabus and the interest generated in the student while teaching in the class room.**
- But in the last column i.e. **“Overall opinion on the lecturer”** respondents opted- **17.61% Good 42.09% very good and 39.04% excellent.** Hence, overall performance of the lecturers in extending their services is- **very good.**

After a careful analysis of the student feedback analysis the following recommendations/resolutions made under the chairmanship of the principal to enhance the quality of teaching learning process.

- Feedback analysis was presented in staff council, discussed and unanimously resolved by the staff council/Communicated to university through BoS members/ subject wise departmental conference at various university academic meetings regarding the student feedback on syllabus transaction.
- Resolved to pay more attention towards **poor and average** performance areas and suggestions were conveyed to the teachers concerned for betterment
- The report was sent to the higher authorities through principal.
- Subject wise analysis was discussed and courses where other teaching methods required were identified .
- To also use online resources internal assessment.

  
PRINCIPAL  
J.V.R. GOVT. COLLEGE  
SATHUPALLY-KMM DT.

## ACTION TAKEN REPORT :



J.V.R GOVERNMENT COLLEGE, SATHUPALLY, KHAMMAM Dist. TS.  
(Affiliated to Kakatiya University, Warangal)  
Contact No: 08761 295098, 0154806732 e-mail: sathupallyvc@gmail.com  
Website: <http://kdcts.cga.gov.in/Sathupally.edu>



### Action Taken Report : (2016-17)

Feedback taken from Students, Teachers, Employers and Alumni collected after careful analysis of feedback reports. It was presented at Staff council meeting presided by Principal as Chairperson and incharges of all departments as members. The council discussed all the issues of Syllabus of Semester system, Curriculum of the topics, External Examinations and Internal Examinations after through discussions almost all the department individuals given their opinion to University Board of Studies / Chairman Chairperson through Principal. Staff council of our college report sent to Commissioner of Collegiate Education and to higher authorities through proper channel.

### Based on the Student Satisfactory survey on the syllabus and its transaction at the institution (Student Feedback Analysis) it was resolved :

- Resolved to conduct special coaching for slow learners.
- To conduct Extension lectures in all subjects.
- To conduct Orientation on CBCS on start of every semester.
- To give topic synopsis and course material to students.
- To enrich curriculum with co-curricular and extracurricular activities.
- Resolved to more attention should be paid towards **poor and average** performance areas and suggestions were conveyed to the teachers concerned for betterment.
- To conduct Orientation to Guest Faculty in teaching methodologies.

  
PRINCIPAL  
J.V.R. GOVT. COLLEGE  
SATHUPALLY-KMM DT.

# TEACHERS FEED BACK ANALYSIS, FEED BACK REPORT AND ACTION TAKEN – REPORT 2020-21



**J.V.R. GOVT. DEGREE COLLEGE, SATHUPALLY.**

**Overall Analysis of Teacher Feedback on curriculum-question wise 2020-2021**

<b>Teachers Feedback 2020-2021</b>					
No.of Teachers: 19					
<b>S.No</b>	<b>PARAMETER</b>	<b>Excellent</b>	<b>Good</b>	<b>Average</b>	<b>Below Average</b>
1	Applicability/relevance to real life/needs	42%	53%	5%	0%
2	Weightage given to study projects	26%	58%	16%	8%
3	Weightage given to practical & field work	26%	58%	16%	0%
4	Depth of course content	47%	53%	0%	0%
5	Inclusion/incorporation/ latest advancements in the subjects	32%	63%	5%	0%
6	Difficulty level of course content	11%	89%	0%	0%
7	Relevance of learning objectives of syllabus	43%	57%	0%	0%
8	Relevance of course outcomes	43%	57%	0%	0%
9	Quality/clarity & relevance of textual reading/study material	21%	68%	11%	0%
10	How is the regularity of student your class?	37%	47%	16%	4%
11	How is the communicative-interactive attitude in your class?	6%	79%	15%	0%
12	How is the response/turn up of the students for internal exams/assignments submission etc.?	53%	42%	5%	0%
13	How is your accessibility to students outside the class room?	10%	74%	16%	0%
14	How you integrated ICT teaching-learning process?	42%	47%	11%	0%
15	Overall rating	27%	73%	0%	0%


Teachers feedback was collected on 15 parameters related to curriculum 19 samples were collected and analyzed for the academic year 2020-21.

**Feedback report :**

- Weightage to practical and field work should be increased.
- Weightage to study projects should be increased.
- Study material quality should be increased.
- Students regularity to classes can be improved.
- Steps to be taken for improvement of communicative/interactive attitude of the students.
- ICT integration is compulsory.
- Steps to be taken for student response to internal exams/assignment submission etc.

**Action taken report :**

The problems were discussed and unanimously resolved by the staff council .Communicated to university through BoS members/ at subject wise departmental conferences and at various university academic meetings. The report was sent to the higher authorities through principal.

  
**PRINCIPAL**  
**J.V.R. GOVT. COLLEGE**  
**SATHUPALLY. KMM DT.**

# TEACHERS FEED BACK ANALYSIS, FEED BACK REPORT AND ACTION TAKEN – REPORT 2019-20



**J.V.R. GOVT. DEGREE COLLEGE, SATHUPALLY.**

**Overall Analysis of Teacher Feedback on curriculum-question wise 2019-2020**

<b>Teachers Feedback 2019-2020</b>					
No.of Teachers:26					
S.No.	PARAMETER	Excellent	Good	Average	Below Average
1	Applicability/relevance to real life/needs	26%	69%	5%	0%
2	Weightage given to study projects	23%	65%	4%	8%
3	Weightage given to practical & field work	15%	70%	15%	0%
4	Depth of course content	42%	57%	1%	0%
5	Inclusion/incorporation/ latest advancements in the subjects	38%	53%	9%	0%
6	Difficulty level of course content	38%	50%	12%	0%
7	Relevance of learning objectives of syllabus	58%	42%	0%	0%
8	Relevance of course out comes	42%	52%	4%	0%
9	Quality/clarity & relevance of textual reading/study material	70%	30%	0%	0%
10	How is the regularity of student your class?	30%	62%	4%	4%
11	How is the communicative-interactive attitude?	19%	62%	19%	0%
12	How is the response/turn up of the students for internal exams/assignments submission etc.?	42%	50%	8%	0%
13	How is your accessibility to student outside the class room?	34%	46%	20%	0%
14	How you integrated ICT teaching learning process?	23%	73%	4%	0%
15	Overall rating	15%	85%	0%	0%

Teachers feedback was collected on 15 parameters related to curriculum 26 samples were collected and analyzed for the academic year 2019-20.

**Feedback report :**

- Weightage to study projects should be increased.
- Steps to be taken for improvement of communicative/interactive attitude of the students.
- Accessibility to student outside class room rapport should be increased.
- ICT integration is compulsory.
- Steps to be taken for student response to internal exams/assignment submission etc.
- Difficulty level in some subjects to be decreased.

**Action taken report :**

The problems were discussed and unanimously resolved by the staff council .Communicated to university through BoS members/ at subject wise departmental conferences and at various university academic meetings. The report was sent to the higher authorities through principal.

*(Signature)*  
**PRINCIPAL**  
J.V.R. GOVT. COLLEGE  
SATHUPALLY. KMM DT

# TEACHERS FEED BACK ANALYSIS, FEED BACK REPORT AND ACTION TAKEN – REPORT 2018-19



**J.V.R. GOVT. DEGREE COLLEGE, SATHUPALLY.**

**Overall Analysis of Teacher Feedback on curriculum-question wise 2018-2019**

<b>Teachers Feedback 2018-2019</b>					
No.of Teachers: 22					
S.No.	PARAMETER	Excellent	Good	Average	Below Average
1	Applicability/relevance to real life/needs	19%	80%	1%	0
2	Weightage given to study projects	10%	90%	0%	0
3	Weightage given to practical & field work	6%	66%	28%	0
4	Depth of course content	40%	60%	0%	0
5	Inclusion/incorporation/ latest advancements in the subjects	19%	80%	1%	0
6	Difficulty level of course content	23%	61%	16%	0
7	Relevance of learning objectives of syllabus	30%	60%	10%	0
8	Relevance of course out comes	60%	30%	10%	0
9	Quality/clarity & relevance of textual reading-study material	66%	29%	5%	0
10	How is the regularity of student your class?	15%	70%	15%	0
11	How is the communicative-interactive attitude?	10%	57%	28%	0
12	How is the response/turn up of the students for internal exams/assignments submission etc.?	38%	42%	20%	5%
13	How is your accessibility to student outside the class room?	14%	66%	20%	0
14	How you integrated ICT teaching learning process?	19%	66%	14%	0
15	Overall rating	29%	71%	0%	0

Teachers feedback was collected on 15 parameters related to curriculum 22 samples were collected and analyzed for the academic year 2018-19..

**Feedback report :**

- Weightage to practical and field work should be increased.
- Steps to be taken for improvement of communicative/interactive attitude of the students.
- ICT integration is compulsory.
- Accessibility to student outside class room rapport should be increased.
- Steps to be taken for student response to internal exams/assignment submission etc.
- Difficulty level in some subjects to be decreased.

**Action taken report :**

The problems were discussed and unanimously resolved by the staff council .Communicated to university through BoS members/ at subject wise departmental conferences and at various university academic meetings. The report was sent to the higher authorities through principal.

*B. Ramoju P.*  
**PRINCIPAL**  
J.V.R. GOVT. COLLEGE  
SATHUPALLY, KMM DT



# TEACHERS FEED BACK ANALYSIS, FEED BACK REPORT AND ACTION TAKEN – REPORT 2017-18



**J.V.R. GOVT. DEGREE COLLEGE, SATHUPALLY.**

**Overall Analysis of Teacher Feedback on curriculum-question wise 2017-2018**

<b>Teachers Feedback 2017-2018</b>					
No.of Teachers: 21					
S.No.	PARAMETER	Excellent	Good	Average	Below Average
1	Applicability/relevance to real life/needs	24%	76%	0%	0%
2	Weightage given to study projects	14%	80%	6%	0%
3	Weightage given to practical & field work	38%	38%	24%	0%
4	Depth of course content	47%	47%	6%	0%
5	Inclusion/incorporation/ latest advancements in the subjects	23%	61%	16%	0%
6	Difficulty level of course content	20%	66%	14%	0%
7	Relevance of learning objectives of syllabus	57%	38%	5%	0%
8	Relevance of course out comes	42%	47%	11%	0%
9	Quality/clarity & relevance of textual reading-study material	33%	57%	10%	0%
10	How is the regularity of student your class?	28%	47%	20%	0%
11	How is the communicative-interactive attitude?	28%	52%	20%	5%
12	How is the response/turn up of the students for internal exams/assignments submission etc.?	42%	47%	11%	0%
13	How is your accessibility to student outside the class room?	14%	76%	10%	0%
14	How you integrated ICT teaching learning process?	14%	76%	5%	0%
15	Overall rating	38%	62%	0%	5%

Teachers feedback was collected on 15 parameters related to curriculum 21 samples were collected and analyzed for the academic year 2017-18.

**Feedback report :**

- Weightage to practical and field work should be increased.
- Students regularity can be improved.
- Steps to be taken for improvement of communicative/interactive attitude of the students.
- Latest advancements in all subjects should be integrated.
- The relevance of course out comes in some subjects to be increased
- Study materials quality can be improved.

**Action taken report :**

The problems were discussed and unanimously resolved by the staff council .Communicated to university through BoS members/ at subject wise departmental conferences and at various university academic meetings. The report was sent to the higher authorities through principal.

*(Signature)*  
**PRINCIPAL  
J.V.R. GOVT. COLLEGE  
SATHUPALLY-KMM DT.**

# TEACHERS FEED BACK ANALYSIS, FEED BACK REPORT AND ACTION TAKEN – REPORT 2016-17



**J.V.R. GOVT. DEGREE COLLEGE, SATHUPALLY**

**Overall Analysis of Teacher-Feedback on curriculum-question wise 2016-2017**

<b>Teachers Feedback 2016-2017</b>					
No.of Teachers: 22					
S.No	PARAMETER	Excellent	Good	Average	Below Average
1	Applicability/relevance to real life/needs	20%	80%	0%	0%
2	Weightage given to study projects	18%	60%	22%	0%
3	Weightage given to practical & field work	10%	68%	12%	0%
4	Depth of course content	45%	55%	0%	0%
5	Inclusion/incorporation/ latest advancements in the subjects	14%	68%	18%	0%
6	Difficulty level of course content	32%	50%	18%	0%
7	Relevance of learning objectives of syllabus	22%	68%	10%	0%
8	Relevance of course out comes	32%	54%	14%	0%
9	Quality/clarity & relevance of textual reading-study material	50%	45%	5%	0%
10	How is the regularity of student your class?	40%	54%	6%	0%
11	How is the communicative-interactive attitude?	32%	54%	14%	0%
12	How is the response/turn up of the students for internal exams/assignments submission etc.?	13%	72%	10%	5%
13	How is your accessibility to student outside the class room?	18%	60%	22%	0%
14	How you integrated ICT teaching learning process?	10%	63%	27%	0%
15	Overall rating	50%	50%	0%	0%

Teachers feedback was collected on 15 parameters related to curriculum 22 samples were collected and analyzed for the academic year 2016-17.

**Feedback report :**

- Weightage to student project should be increased.
- ICT integration is compulsory.
- Difficulty level in some subjects to be decreased.
- student-teacher interaction to be followed in all subjects/depts..
- students response should be improved for internal exams/assignments etc.,

**Action taken report:**

The problems were discussed and unanimously resolved by the staff council .Communicated to university through BoS members/ at subject wise departmental conferences and various university academic meetings. The report was sent to the higher authorities through principal.

**PRINCIPAL**  
**J.V.R.GOV.T. COLLEGE**  
**SATHUPALLY-KMM DT.**

# ALUMNI FEED BACK ANALYSIS, FEED BACK AND ACTION TAKEN REPORT 2020-21



**J.V.R. GOVERNMENT COLLEGE, SATHUPALLY, KHAMMAM DIST.  
ALUMNI FEED BACK ON CURRICULUM**

RESULT ANALYSIS YEAR: 2020-21					
NO. of Alumni: 60					
S.NO.	PARAMETERS	EXCELLENT	GOOD	AVERAGE	BELOW AVERAGE
1	How would you rate the curriculum prescribed for your degree your term in the college?	47	13	0	0
2	How would you rate the quality of education imparted in the college?	9	51	0	0
3	How would you rate the course content delivery?	2	58	0	0
4	How would you rate the course curriculum for fulfilling your expectations?	6	53	1	0
5	How would you rate the academic initiatives taken by the college?	5	54	1	0
6	How would you rate any new skills learnt in the due course of your study?	16	38	6	0
7	How would you rate the relevance of your degree to your present job?	4	52	1	0
8	How would you rate the academic initiatives like seminars, projects, field trips, study tours, etc.?	18	33	9	0
9	How would you rate the development activities organized by the college?	16	38	6	0
10	How would you rate the motivation created by the syllabus to persue PG/research?	22	29	9	0
<b>Total</b>		<b>145</b>	<b>419</b>	<b>36</b>	<b>0</b>

**OVERALL RESULT:**

S.NO.		NO. of Respondents	Percentage of Respondents
1	EXCELLENT	145	24%
2	GOOD	419	69%
3	AVERAGE	36	6%
4	BELOW AVERAGE	-	-

Alumni feedback was collected on 10 parameters related to curriculum. Around 60 sample were collected and analyzed for the academic year 2020-21.

**Feedback Report :**

- ❖ 69% of the alumni rated as the curriculum **GOOD** during their study.
- ❖ 24% of the alumni rated the curriculum as an **EXCELLENT**.
- ❖ 6% of the alumni rated the curriculum as an **AVERAGE**.
- ❖ 6% rated that the syllabus has not given to learn new skills and **development activities**.
- ❖ 1% rated as irrelevance of degree to their present job.
- ❖ 9% rated as Seminars, projects, field trips, study tours, etc. can be improved.
- ❖ 9% rated as syllabus was not encouraged to motivate towards PG/research.

**Action Taken Report :**

The feedback from alumni was discussed and unanimously resolved by the staff council. The feedback report was sent to the higher authorities through principal.

  
**PRINCIPAL**  
**J.V.R. GOVT. COLLEGE**  
**SATHUPALLY. KMM DT.**

# ALUMNI FEED BACK ANALYSIS, FEED BACK AND ACTION TAKEN REPORT 2019-20



J.V.R. GOVERNMENT COLLEGE, SATHUPALLY, KHAMMAM DIST.

## ALUMNI FEED BACK ON CURRICULUM

RESULT ANALYSIS YEAR: 2019-20					
NO.of Alumni: 50					
S.NO.	PARAMETERS	EXCELLENT	GOOD	AVERAGE	BELOW AVERAGE
1	How would you rate the curriculum prescribed for your degree your term in the college?	34	16	0	0
2	How would you rate the quality of education imparted in the college?	21	28	1	0
3	How would you rate the course content delivery?	28	22	0	0
4	How would you rate the course curriculum for fulfilling your expectations?	18	31	1	0
5	How would you rate the academic initiatives taken by the college?	30	19	1	0
6	How would you rate any new skills learnt in the due course of your study?	24	26	0	0
7	How would you rate the relevance of your degree to your present job?	28	22	0	0
8	How would you rate the academic initiatives like seminars, projects, field trips, study tours, etc.?	23	26	1	0
9	How would you rate the development activities organized by the college?	27	23	0	0
10	How would you rate the motivation created by the syllabus to persue PG/research?	24	35	1	0
<b>Total</b>		<b>257</b>	<b>238</b>	<b>5</b>	<b>0</b>

**OVERALL RESULT:**

S.NO.		NO.of Respondents	Percentage of Respondents
1	EXCELLENT	257	51%
2	GOOD	238	47%
3	AVERAGE	05	1%
4	BELOW AVERAGE	-	-

Alumni feedback was collected on 10 parameters related to curriculum. Around 50 sample were collected and analyzed for the academic year 2019-20.

**Feedback Report :**

- ❖ 47% of the alumni rated as the curriculum **GOOD** during their study.
- ❖ 51% of the alumni rated the curriculum as an **EXCELLENT**.
- ❖ 1% rated as not satisfied towards academic initiatives.

**Action Taken Report :**

The feedback from alumni was discussed and unanimously resolved by the staff council. The feedback report was sent to the higher authorities through principal.

  
**PRINCIPAL**  
**J.V.R. GOVT. COLLEGE**  
**SATHUPALLY, KMM DT.**

# ALUMNI FEED BACK ANALYSIS, FEED BACK AND ACTION TAKEN REPORT 2018-19



J.V.R. GOVERNMENT COLLEGE, SATHUPALLY, KHAMMAM DIST.

## ALUMNI FEED BACK ON CURRICULUM

RESULT ANALYSIS YEAR: 2018-2019					
NO.of Alumni: 60					
S.NO.	PARAMETERS	EXCELLENT	GOOD	AVERAGE	BELOW AVERAGE
1	How would you rate the curriculum prescribed for your degree your term in the college?	3	57	0	0
2	How would you rate the quality of education imparted in the college?	6	54	0	0
3	How would you rate the course content delivery?	32	228	0	0
4	How would you rate the course curriculum for fulfilling your expectations?	29	31	0	0
5	How would you rate the academic initiatives taken by the college?	20	38	2	0
6	How would you rate any new skills learnt in the due course of your study?	9	49	2	0
7	How would you rate the relevance of your degree to your present job?	17	40	3	0
8	How would you rate the academic initiatives like seminars, projects, field trips, study tours, etc.?	25	35	0	0
9	How would you rate the development activities organized by the college?	12	47	1	0
10	How would you rate the motivation created by the syllabus to persue PG/research?	29	31	0	0
<b>Total</b>		<b>182</b>	<b>410</b>	<b>8</b>	<b>0</b>

**OVERALL RESULT:**

S.NO.		NO.of Respondents	Percentage of Respondents
1	EXCELLENT	182	30%
2	GOOD	410	68%
3	AVERAGE	8	1.3%
4	BELOW AVERAGE	-	-

Alumni feedback was collected on 10 parameters related to curriculum. Around 60 sample were collected and analyzed for the academic year 2018-19.

**Feedback Report :**

- ❖ 68% of the alumni rated as the curriculum **GOOD** during their study.
- ❖ 30% of the alumni rated the curriculum as an **EXCELLENT**.
- ❖ 2% rated as not satisfied towards academic initiatives.
- ❖ 3% rated as irrelevance of degree to their present job.

**Action Taken Report :**

The feedback from alumni was discussed and unanimously resolved by the staff council. The feedback report was sent to the higher authorities through principal.

  
**PRINCIPAL**  
 J.V.R. GOVT. COLLEGE  
 SATHUPALLY. KMM DT.

# ALUMNI FEED BACK ANALYSIS, FEED BACK AND ACTION TAKEN REPORT 2017-18



J.V.R. GOVERNMENT COLLEGE, SATHUPALLY, KHAMMAM DIST.

## ALUMNI FEED BACK ON CURRICULUM

RESULT ANALYSIS YEAR: 2017-18					
NO.of Alumni: 70					
S.NO.	PARAMETERS	EXCELLENT	GOOD	AVERAGE	BELOW AVERAGE
1	How would you rate the curriculum prescribed for your degree your term in the college?	48	20	2	0
2	How would you rate the quality of education imparted in the college?	24	40	5	1
3	How would you rate the course content delivery?	24	34	12	0
4	How would you rate the course curriculum for fulfilling your expectations?	27	32	10	1
5	How would you rate the academic initiatives taken by the college?	22	38	10	0
6	How would you rate any new skills learnt in the due course of your study?	32	32	4	2
7	How would you rate the relevance of your degree to your present job?	33	30	5	2
8	How would you rate the academic initiatives like seminars, projects, field trips, study tours, etc.?	26	34	7	3
9	How would you rate the development activities organized by the college?	25	40	5	0
10	How would you rate the motivation created by the syllabus to persue PG/research?	29	31	10	0
<b>Total</b>		<b>290</b>	<b>331</b>	<b>70</b>	<b>9</b>

### OVERALL RESULT:

S.NO.	PARAMETERS	NO.of Respondents	Percentage of Respondents	
1	EXCELLENT	290	41%	
2	GOOD	331	47%	
3	AVERAGE	70	10%	
4	BELOW AVERAGE	09	1.2%	

Alumni feedback was collected on 10 parameters related to curriculum. Around 70 sample were collected and analyzed for the academic year 2017-18.

#### Feedback Report :


- ❖ Majority of the alumni rated the curriculum as good during their study.
- ❖ 10% rated as syllabus was not encouraged to motivate towards PG/research.
- ❖ 10% rated as not satisfied towards academic initiatives.
- ❖ 7% rated as Seminars, projects, field trips, study tours, etc. can be improved.

#### Action Taken Report :

The feedback from alumni was discussed and unanimously resolved by the staff council. The feedback report was sent to the higher authorities through principal.

  
**PRINCIPAL**  
**J.V.R.GOV.T. COLLEGE**  
**SATHUPALLY-KMM DT.**

# ALUMNI FEED BACK ANALYSIS, FEED BACK AND ACTION TAKEN REPORT 2016-17



J.V.R. GOVERNMENT COLLEGE, SATHUPALLY, KHAMMAM DIST.

## ALUMNI FEED BACK ON CURRICULUM

RESULT ANALYSIS YEAR: 2016-2017					
No. of Alumni: 90					
S.NO.	PARAMETERS	EXCELLENT	GOOD	AVERAGE	BELOW AVERAGE
1	How would you rate the curriculum prescribed for your degree your term in the college?	51	39	0	0
2	How would you rate the quality of education imparted in the college?	50	38	2	0
3	How would you rate the course content delivery?	49	39	2	0
4	How would you rate the course curriculum for fulfilling your expectations?	34	48	8	0
5	How would you rate the academic initiatives taken by the college?	14	53	23	0
6	How would you rate any new skills learnt in the due course of your study?	36	39	15	0
7	How would you rate the relevance of your degree to your present job?	36	45	9	0
8	How would you rate the academic initiatives like seminars, projects, field trips, study tours, etc.?	37	39	14	0
9	How would you rate the development activities organized by the college?	27	52	10	1
10	How would you rate the motivation created by the syllabus to persue PG/research?	8	57	24	1
Total		342	449	107	2

**OVERALL RESULT:**

S.NO.	PARAMETERS	NO. of Respondents	Percentage of Respondents
1	EXCELLENT	342	38%
2	GOOD	449	49%
3	AVERAGE	107	11%
4	BELOW AVERAGE	2	0.2%

Alumni feedback was collected on 10 parameters related to curriculum. Around 90 sample were collected and analyzed for the academic year 2016-17.

**Feedback Report :**

- ❖ Majority of the alumni rated the curriculum as good during their study.
- ❖ 23% expressed that gap between industry and academia should be taken care.
- ❖ 45% rated that their degree is relevant in their present job and 15% not relevant.
- ❖ Seminars, projects, field trips, study tours, etc. can be improved.
- ❖ 24% rated as syllabus was not encouraged to motivate towards PG/research.

**Action Taken Report :**

The feedback from alumni was discussed and unanimously resolved by the staff council. The feedback report was sent to the higher authorities through principal.

  
**PRINCIPAL**  
**J.V.R. GOVT. COLLEGE**  
**SATHUPALLY-KMM DT.**

# EMPLOYER FEED BACK FORM

JVR GOVERNMENT DEGREE COLLEGE-SATHUPALLY

KHAMMAM DIST-TELANGANA

FEED BACK FROM EMPLOYER

NAME OF THE EMPLOYER  
ORGANIZATION NAME AND ADDRESS  
MOBILE NUMBER

: P. Simhachalam - Junior Manager - H  
: MSN Labs, Hyderabad  
: 9515115106  
Simhachalam.piniminti@msnlabs.com



(Please give your valuable feed back .use tick mark( ✓ )in the relevant column.)

Sl.No	PARAMETERS	EXCELLENT	VERY GOOD	GOOD	AVERAGE	SATISFACTORY
1	General communication skill			✓		
2	Developing practical solution to work place problems			✓		
3	working as part of a team		✓			
4	Creative in response to work place challenges			✓		
5	Planning and organization skill			✓		
6	Self motivated and talking on appropriate level of responsibility			✓		
7	Open to new ideas and learning new techniques			✓		
8	Ability to manage leadership qualities		✓			
9	Innovativeness and creativity		✓			
10	Involvement of social activities	✓				

Any other information

Overall performance is good.

*P. Simhachalam*  
signature



*Principals*  
PRINCIPAL  
J.V.R. GOVT. COLLEGE  
SATHUPALLY. KMM DT



## **FEEDBACK REPORT FROM EMPLOYER**

### **MSN Laboratories, Hyderabad**


As per the feedback received from MSN Laboratories Hyderabad on curriculum development that suits the various positions at MSN Laboratories. The placement Team that visited the college on 08-03-2019 for placement drive observed the following needs to be integrated in the curriculum for better placements in the coming campus drives by the company.

- Good communication skills
- Planning and organisation skills
- Learning new techniques
- Innovation and creativity

### **Action taken Report:**

- As per the Feedback Report the following were integrated in the existing curriculum and add on courses were conducted
- Department of English conducted Certificate course in English-Communication skills
- Department of Commerce conducted TALLY certificate course
- Strengthened the existing curriculum by integrating more study projects.



  
PRINCIPAL  
J.V.R. Govt. College  
SATHUPALLY.