



# Criteria I

## Metric 1.4.2

### Feedback process of the institution

 **GOVERNMENT DEGREE COLLEGE, NARSAMPET**   
WARANGAL DISTRICT- 506 132, TELANGANA STATE.

---

ISO 9001:2015 Certified, NIRF, ARIIA Participated and NAAC Accredited Institution

---



**Dr. B. CHANDRAMOULI**  
Principal

Date : .....

#### Feedback Process of the Institution

The College has an inbuilt process of the collection of the feedback from various stakeholders at the end of every academic year. The feedback collected is analysed and appropriate resolutions are taken in the staff meeting to overcome the shortcomings observed in the feedback scores. Such resolutions are intimated to all the staff members of the college and are also placed on the college website. The Feedback is collected, analysed and action taken report is available on website.

As per the general practice of the affiliating university the feedback scores are not required to be communicated to the university. However, as per the policy of the Commissioner of Collegiate Education of Telangana State an academic audit is conducted every year under the supervision of the Academic Audit team members appointed by CCE. The feedback scores and the resolutions are communicated to the CCE through the audit team members.

  
  
Principal  
Govt. Degree College  
Narsampet, Warangal (R)-506 132

---

e-mail : [wgl.jkc.nspt@gmail.com](mailto:wgl.jkc.nspt@gmail.com) website: <https://www.gdcts.cgg.gov.in/narsampet.edu>  
Mob.9849551559



**GOVERNMENT DEGREE COLLEGE NARSAMPET**  
WARANGAL DISTRICT (RURAL) 506132 TELANGANA STATE  
[wgl.jkc.nspt@gmail.com](mailto:wgl.jkc.nspt@gmail.com); **Mob.9849551559**  
**website:**<https://www.gdcts.cgg.gov.in/narsampet>



---

## **FEEDBACK MECHANISM**

The College has an inbuilt process of obtaining feedback from various stakeholders such as **Students, Alumni, Parents, Peer (Colleagues) evaluation and Principal assessment** with respect to the Lecturers academic teaching learning process as well as about the physical facilities of the college. The feedback is obtained at the end of each academic year/semester to understand the perceptions of the various stakeholders towards the teaching learning process in the college.

The scores obtained are tabulated and the total scores as well as the average scores are calculated for each parameters of the feedback obtained for all the stakeholders. These scores are considered as constructive indicators to take necessary and appropriate action for the betterment of the teaching learning process as well as the physical facilities of the college.

The proformas for obtaining the feedback from various stakeholders are shown as follows:



**GOVERNMENT DEGREE COLLEGE NARSAMPET**  
WARANGAL DISTRICT (RURAL) TELANGANA STATE  
Email: [wgl.jkc.nspt@gmail.com](mailto:wgl.jkc.nspt@gmail.com); Mob. 9849551559

**ALUMNI FEED BACK FORM**

Name (Optional):- \_\_\_\_\_

Course :- \_\_\_\_\_ ( B.A./B.Com./B.Sc.); Period of Study, \_\_\_\_\_

Present Qualification \_\_\_\_\_ Present Status: Employed (Govt./Private)/Unemployee

*(Put a tick mark)*

Parameters	Poor	Average	Good	Very Good	Excellent
College Building & Infrastructure					
Library					
Academic Facilities					
Quality of Teaching					
Skills enhancement Training					
Sports & Games material					
Support from Administrative Staff					
Overall experience					

**Any Suggestions:**

SIGNATURE  
(Optional)



**GOVERNMENT DEGREE COLLEGE NARSAMPET**  
WARANGAL DISTRICT (RURAL) TELANGANA STATE  
Email: [wgl.jkc.nspt@gmail.com](mailto:wgl.jkc.nspt@gmail.com); Mob. 9849551559

**PARENTS FEED BACK FORM**

Name of the parent (Optional):- \_\_\_\_\_

Name of the Student \_\_\_\_\_

Course :- \_\_\_\_\_ ( B.A./B.Com./B.Sc.); Regd. No. \_\_\_\_\_

**(Put a tick mark)**

Parameters	Poor	Average	Good	Very Good	Excellent
Ambience of the college with respect to the facilities given to your wards.					
College environment for the overall development of your ward.					
Enough exposure to your ward as far as career orientation is concerned.					
Faculty Available in the Subjects for effective teaching.					
Availability and access of authorities regarding any queries.					
Communication at the college end regarding the regular performance of your ward.					
Your overall experience on college					

Any specific reason for selecting the Institution for your ward:

SIGNATURE  
(Optional)

**GOVERNMENT DEGREE COLLEGE NARSAMPET**

WARANGAL DISTRICT (RURAL) TELANGANA STATE

Email: wgl.jkc.nspt@gmail.com; Mob. 9849551559

Peer Evaluation Form

**ASSESSMENT OF THE TEACHER BY OTHER TEACHERS**

Confidential – to be filled by the all the teachers

- The assessment is to be made based on a five-point rating scale and the scale is **1: Poor, 2: Average, 3: Good, 4: Very Good, 5: Excellent.**
- The teacher has to make his/her assessment confidentially on the performance of the nominated teacher in this form.

S.No.	Description of the item	Maximum Marks	Marks obtained
1	Communicates and relates well with other staff members through effectiveness with respect in establishing team work	5	
2	Shares responsibilities and did not try to take charge inappropriately	5	
3	Dependable in terms of attendance and punctuality in completing assigned task.	5	
4	Participates in, and contributes to, all programmes conducted in the institution.	5	
5	Attends all the meetings conducted in the institution and participates actively and gives valuable inputs.	5	
6	Relates well with the students and guide and counsel them whenever needed	5	
7	Demonstrates a cooperative and supportive attitude	5	
8	Shares Knowledge with Co-teachers	5	
9	Shows leadership qualities	5	
10	I would choose this person, over all others, to be in the same group with me in the future.	5	
<b>Total</b>		<b>50</b>	

**GOVERNMENT DEGREE COLLEGE NARSAMPET**

WARANGAL DISTRICT (RURAL) TELANGANA STATE

Email: [wgl,jkc.nspt@gmail.com](mailto:wgl,jkc.nspt@gmail.com); Mob. 9849551559

Confidential - to be filled by the Principal  
**ASSESSMENT OF THE TEACHER BY THE**  
**PRINCIPAL**

- The assessment is to be made based on a five-point rating scale and the scale is **1: Poor, 2: Average, 3: Good, 4: Very Good, 5: Excellent.**
- The Principal has to make his/her assessment confidentially on the performance of the teacher in this form using RED INK. The Principal is requested to go through all the items carefully and CIRCLE the rating point against each item.
- Necessary records should be enclosed in support of the ratings given.

Name of the Teacher :							
Subject:							
Designation :							
Name of the College :							
S.No.	ITEM	Rating or Score					Score Awarded
<b>I. PROFESSIONAL COMPETANCE</b>							
1	Knowledge in the subject including recent developments	1	2	3	4	5	
2	Aptitude for research and development	1	2	3	4	5	
3	Efforts to give career orientation of syllabus	1	2	3	4	5	
4	Additional curricular inputs like project work/hands-on experience to students	1	2	3	4	5	
5	Innovative teaching methods/aides developed	1	2	3	4	5	



II. CLASSROOM TEACHING PERFORMANCE						
6	Regularity in taking classes	1	2	3	4	5
7	Academic planning for the year and preparation for classroom teaching	1	2	3	4	5
8	Clarity of expression and modulation of voice	1	2	3	4	5
9	Ability to make students understand concepts, principles, applications, etc	1	2	3	4	5
10	Ability to inspire students into serious and participatory learning	1	2	3	4	5
11	Use of appropriate teaching methods/ICT aides like computers, internet, LCD, etc	1	2	3	4	5
12	Ability to motivate students to go for self-learning using ICT	1	2	3	4	5
III. CO-CURRICULAR & EXTRACURRICULAR ACTIVITIES						
13	Promptness in monitoring students' academic progress by conducting tests, valuing the scripts and discussing with students	1	2	3	4	5
14	Efforts made in guiding academically backward as well as bright students	1	2	3	4	5
15	Interest shown in conducting activities like seminars, debates, quiz programs, etc so as to improve the general skills of students	1	2	3	4	5
16	Contribution made in organizing activities like sports, NSS/NCC, clean & green programs, etc	1	2	3	4	5

IV. GENERAL & COLLEGE DEVELOPMENT						
17	Punctuality maintained in coming to the college	1	2	3	4	5
18	Interest shown/support extended for student welfare, career/general counseling activities, etc	1	2	3	4	5
19	Efforts made to secure community help for college development	1	2	3	4	5
20	Assistance to college administration in admissions, maintaining discipline, examinations, etc	1	2	3	4	5
<b>Total</b>						
Opinion of the Principal regarding the teacher's general discipline, honesty, integrity and ability to get along with colleagues:						
Recommendations of the Principal:						
DATE :			PRINCIPAL			



## STUDENT FEEDBACK FORM

Note: i) Please give your opinion on the performance of the teacher with reference to the 20 items listed below; the opinion is to be given on a five – Point rating scale – I - poor, II - average, III - good, IV - very good, V - excellent.

ii) Please do not write your name or put your signature anywhere.

College:

Name of the Lecturer:

Subject:

Class:

Date:

S. No.	Item	Rating				
		I	II	III	IV	V
1.	Efforts to effectively cover 100% of Syllabus సిలబస్ ను నూరుశాతం సక్రమంగా పూర్తి చేయడానికి పడే కృషి					
2.	The interest generated in the students while teaching in the class room విద్యార్థులలో ఆసక్తి పెంపొందించేలా తరగతి లో పాఠాలు చెప్పడం					
3.	Clarity of expression while teaching the topic/ lesson బోధన లో స్పష్టత					
4.	Depth of subject content explained సబ్జెక్టు లో లోతైన విషయాన్ని విడమర్చి అర్థమయ్యేలా వివరించడం					

Sl. No.	Item	Rating				
		I	II	III	IV	V
5.	Level of latest developments in the subject taught సజ్ఞాత్వము బోధించునపుడు నూతనాంశాలను కూడా చేర్చడం					
6.	Use of other methods of teaching like class seminar, question answer, group discussion etc., in the class room తరగతిలో సెమినార్లు, ప్రశ్నోత్తరాలు, చర్చలు మొదలగు బోధనా పద్ధతులను అనుసరించడం					
7.	Encouraging questions on the topic in the class and clearing doubts పాఠమును బోధించునపుడు విద్యార్థుల నుంచి ప్రశ్నలను ప్రోత్సహించి, సందేహాలను తీర్చడం					
8.	Use of teaching models and teaching aids in the class room తరగతి గదిలో టీచింగ్ మాడల్స్, టీచింగ్ ఎయిడ్స్ ని ఉపయోగించడం					
9.	Encouraging and supervising the students for study projects విద్యార్థులను స్వీడి ప్రాజెక్టులు చేయడంలో ప్రోత్సహించడం					
10.	Aptitude shown in arranging field visits, invited lectures etc., in the subject సజ్ఞాత్వము కు సంబంధించి ఫీల్డు విజిట్స్, ఇన్వైటెడ్ లెక్చర్స్ ని ఏర్పాటు చేయడంలో చూపే ఉత్సాహం					
11.	Encouraging and guiding students in reading library (subject and general) books and using internet గ్రంథాలయాన్ని; ఇంటర్నెట్ ని సద్వినియోగం చేసుకోవడంలో ఇచ్చే ప్రోత్సాహం					

Sl. No.	Item	Rating				
		I	II	III	IV	V
12.	Encouraging and guiding students in giving class seminars క్లాస్ సెమినార్స్ ఇచ్చేందుకు విద్యార్థులకు తగిన సలహాలిచ్చి ప్రోత్సహించడం					
13.	Regularity and seriousness in valuing the answer scripts of monthly tests and discussing the same with the students మాసాంత పరీక్షల జవాబు పత్రాలను దీర్ఘదంలో, విద్యార్థులతో చర్చించడంలో క్రమం తప్పక పోవడం					
14.	Remedial coaching and efforts made in preparing the students for University Examinations చదువులో వెనుకబడిన విద్యార్థులకు ప్రత్యేక శిక్షణ యివ్వడం, విశ్వ విద్యాలయ పరీక్షలకి తయారు చేయడం					
15.	Regularity and punctuality to the class క్లాసులు తీసుకోవడంలో క్రమం తప్పకపోవడం, సమయపాలన					
16.	Enthusiasm shown to encourage and guide students in extracurricular activities like cultural, community service, nation building etc. ప్రాశ్నోత్తర అంశాలైన సాంస్కృతిక, సామాజిక సేవా కార్యక్రమాలలో విద్యార్థులకు ప్రోత్సాహం, సూచనలివ్వడం					

Sl. No.	Item	Rating				
		I	II	III	IV	V
17.	Counseling and career guidance విద్యార్థుల సమస్యల విషయాల్లో, పై చదువులు, ఉపాధి మొదలైన విషయాల్లో విద్యార్థులకు తగిన సలహాలివ్వడం					
18.	Accessibility of the lecturer outside the classroom for academic interaction క్లాస్రూమ్ బయట పాఠ్యాంశ చర్చలకి విద్యార్థులకు అందుబాటులో ఉండటం					
19.	Personal care and affection while dealing with individual students and helping students విద్యార్థుల పట్ల ఆదరణ, వ్యక్తిగత శ్రద్ధ, విద్యార్థులకు సహాయపడటం					
20.	Overall opinion on the lecturer మొత్తం మీద ఈ లెక్చరర్ పైన మీ అభిప్రాయం					

Total Score:



**GOVERNMENT DEGREE COLLEGE NARSAMPET**

WARANGAL DISTRICT (RURAL) TELANGANA STATE

Email: [wgl.jkc.nsp@gmail.com](mailto:wgl.jkc.nsp@gmail.com); Mob. 9849551559

**ANALYSIS OF STUDENTS FEEDBACK ON TEACHERS**

Q.No.	I (Poor) 2	%	II (Average) 4	%	III (Good) 6	%	IV (Very Good) 8	%	V (Excellent) 10	%	Total Score	Average Score
1												
2												
3												
4												
5												
6												
7												
8												
9												
10												
11												
12												
13												
14												
15												
16												
17												
18												
19												
20												
Total												

Signature of the Faculty

Signature of the Principal



**GOVERNMENT DEGREE COLLEGE NARSAMPET**  
WARANGAL DISTRICT (RURAL) 506132 TELANGANA STATE  
[wgl.jkc.nspt@gmail.com](mailto:wgl.jkc.nspt@gmail.com); **Mob.9849551559**  
**website:**<https://www.gdcts.cgg.gov.in/narsampet>



### **Criteria I**

#### **Metric 1.4.1**

### **STAKEHOLDER FEEDBACK REPORT**

#### **Analysis of the Feedback Scores of Students, Alumni and Parents**

#### **STUDENTS FEEDBACK ON TEACHERS**

In order to know the students' feedback on Teachers, the college has a standard practice of collecting feedback from students at the end of every academic year. A pre designed feedback sheet is given to the students consisting of 20 questions on various parameters relating to the Teachers. The students are required to give the ranking ranging from I to V. The ranks are assigned as:

<b>S.No</b>	<b>Rank</b>	<b>Score (Weight)</b>
<b>01</b>	<b>I – Poor</b>	<b>+2</b>
<b>02</b>	<b>II - Average</b>	<b>+4</b>
<b>03</b>	<b>III - Good</b>	<b>+6</b>
<b>04</b>	<b>IV – Very Good</b>	<b>+8</b>
<b>05</b>	<b>V - Excellent</b>	<b>+10</b>

#### **Alumni Feedback**

In order to ascertain the feedback from the Alumni a pre designed format consisting of 08 parameters is given to outgoing students for every year. It is taken care that the students are selected from all the courses. The responses collected are tabulated and total scores and the average scores for each parameter are calculated, analysed and appropriate action is taken for the betterment of the facilities in the college.

## **Parents Feedback**

In order to ascertain the feedback from the parents a pre designed format consisting of 07 parameters is given to parents for every academic year. It is carefully observed that the parents of the students of different courses are included in the sample. The responses collected are tabulated and the summary of those responses along with the total scores and average scores are shown in the table below:

### **ACADEMIC YEAR 2020-21**

#### **Scores of the Students feedback on Lecturers (Number of Students 20 for each lecturer)**

<b>S.No</b>	<b>Name of the Lecturer</b>	<b>Subject</b>	<b>Total Score</b>	<b>Average Score</b>	<b>Remarks</b>
01	Dr.A.Srinath	English	<b>184</b>	<b>9.20</b>	<b>Very Good +</b>
02	L.Satyanarayana	Telugu	<b>172</b>	<b>8.60</b>	<b>Very Good +</b>
03	Dr.T.Sumathi	Hindi	<b>174</b>	<b>8.70</b>	<b>Very Good +</b>
04	T.Ramesh	Mathematics	<b>176</b>	<b>8.80</b>	<b>Very Good +</b>
05	P.Tyagaiah	Physics	<b>178</b>	<b>8.90</b>	<b>Very Good +</b>
06	G.Prasoona	Chemistry	<b>176</b>	<b>8.80</b>	<b>Very Good +</b>
07	M.Narendar	Botany	<b>180</b>	<b>9.00</b>	<b>Very Good +</b>
08	Dr.J.Lakan Singh	Zoology	<b>178</b>	<b>8.90</b>	<b>Very Good +</b>
09	B.Ramesh	History	<b>180</b>	<b>9.00</b>	<b>Very Good +</b>
10	M.Sammaiah	Economics	<b>172</b>	<b>8.60</b>	<b>Very Good +</b>
11	G.Srinivas	Commerce	<b>176</b>	<b>8.80</b>	<b>Very Good +</b>
12	Dr.B.Vishnu Kumar	Commerce	<b>170</b>	<b>8.50</b>	<b>Very Good +</b>
13	Dr.I.Shivanagasrinu	Commerce	<b>172</b>	<b>8.60</b>	<b>Very Good +</b>
14	Dr.R.Kumaraswamy	Library Science	<b>174</b>	<b>8.70</b>	<b>Very Good +</b>
15	V.Poornachandar	Computer	<b>172</b>	<b>8.60</b>	<b>Very Good +</b>

An analysis of the total scores and the average scores for all the lecturers clearly indicates that the average score is more than 8.50 for all the lecturers which is an encouraging sign.



## **ACADEMIC YEAR 2020-21**

### **Scores of the Alumni Feedback** **Number of respondents 20**

In order to ascertain the feedback from the Alumni a pre designed format consisting of 08 parameters is given to 20 outgoing students for the academic year 2020-21. The responses collected are tabulated and the summary of those responses along with the total scores and average scores are shown in the table below:

S. No	Parameters	Number of Responses					Total Responses	Total Score	Avg. Score
		Poor (2)	Average (4)	Good (6)	Very Good (8)	Excellent (10)			
01	College Building & Infrastructure	00	00	02	11	07	20	170	8.50
02	Library	00	00	01	11	08	20	174	8.70
03	Academic Facilities	00	00	00	11	09	20	178	8.90
04	Quality of Teaching	00	00	00	10	10	20	180	9.00
05	Skills enhancement Training	00	00	01	10	09	20	176	8.80
06	Sports & Games material	00	00	02	08	10	20	176	8.80
07	Support from Administrative Staff	00	00	01	10	09	20	176	8.80
08	Overall experience	00	00	01	08	11	20	180	9.00
	<b>Total</b>	<b>00</b>	<b>00</b>	<b>08</b>	<b>79</b>	<b>73</b>	<b>160</b>	<b>1410</b>	<b>8.81</b>

An analysis of the total scores and the average scores of all the parameters shows that the average score for all the parameters is more than 8.00. This indicates that almost all the alumni have rated all the parameters of the college as very good and above very good. The overall average score for all the parameters is 8.81 which is a very encouraging.

## **ACADEMIC YEAR 2020-21**

### **SCORES OF THE PARENTS FEEDBACK** **Number of respondents 20**

In order to ascertain the feedback from the parents a pre designed format consisting of 07 parameters is given to 20 parents for the academic year 2020-21. It is carefully observed that the parents of the students of different courses are included in the sample. The responses collected are tabulated and the summary of those responses along with the total scores and average scores are shown in the table below:

S. No	Parameters	Number of Responses					Total Responses	Total Score	Avg. Score
		Poor (2)	Average (4)	Good (6)	Very Good (8)	Excellent (10)			
01	Ambience of the college with respect to the facilities given to your wards.	00	00	01	11	08	20	174	8.70
02	College environment for the overall development of your ward.	00	00	00	11	09	20	178	8.90
03	Enough exposure to your ward as far as career orientation is concerned.	00	00	00	10	10	20	180	9.00
04	Faculty Available in the Subjects for effective teaching.	00	00	01	10	09	20	176	8.80
05	Availability and access of authorities regarding any queries.	00	00	02	08	10	20	176	8.80
06	Communication at the college end regarding the regular performance of your ward.	00	00	01	10	09	20	176	8.80
07	Your overall experience on college	00	00	01	08	11	20	180	9.00
	<b>Total</b>	<b>00</b>	<b>00</b>	<b>06</b>	<b>68</b>	<b>66</b>	<b>140</b>	<b>1240</b>	<b>8.86</b>

An analysis of the total scores and the average scores of all the parameters shows that the average score for all the parameters is more than 8.50. This indicates that almost all the alumni have rated all the parameters of the college as very good and above very good. The overall average score for all the parameters is 8.86 which is a very encouraging.



**ANALYSIS OF FEEDBACK SCORES**  
**RESOLUTIONS FOR THE ACADEMIC YEAR 2020-21**

Date: 01.09.2021

A meeting of the staff members of the college is conducted in the Principal chamber under the chairmanship of the principal of the college Lt.Dr.B.Chandramouli to analyse the consolidated responses of the feedback forms received from the students, alumni and parents on the various parameters.

**Resolutions towards Students feedback on Lecturers scores**

- The average score for all the lecturers is observed to be more than 8.50, which is very good+.
- From the various feedback sheets it is observed that students are expecting more guest lecturer's from experts, in view of this it is resolved to conduct atleast two guest lecture's in each semester for the benefit of the students.
- It is also resolved that the career guidance and competitive examination coaching shall be further strengthened for the benefit of the students.


**Resolutions towards Alumni feedback scores**

- It is noted that all the alumni has given a very positive feedback on all the parameters and the overall average score is calculated as 8.81 which is a very good sign.
- As the lowest average is calculated for the college building and infrastructure facilities, it is resolved that necessary steps shall be taken to improve the infrastructure facilities to provide more facilities to the students.
- As few students have suggested to provide competitive examination coaching in more effective manner, it is decided that an exclusive training programme shall be conducted every year for 45 days for providing coaching to the students for preparation of competitive examination.
- It is also resolved that necessary steps shall be taken to improve the average score for all parameters by improving the facilities in the college.

**Resolutions towards Parents Feedback scores**

- It is noted that all the parents has given a very positive feedback on all the parameters and the overall average score is calculated as 8.86 which is a very good sign.
- As the lowest average is calculated for the ambience of the college, it is resolved that necessary steps shall be taken to improve the infrastructure facilities to provide more facilities to the students.
- As few parents have suggested providing competitive examination coaching to the students, it is resolved to provide such coaching from the ensuing academic year.



  
Principal  
Government Degree College  
NARSAMPET Warangal Dist. (Rural)-507



**GOVERNMENT DEGREE COLLEGE NARSAMPET**  
WARANGAL DISTRICT (RURAL) 506132 TELANGANA STATE  
wgl.jkc.nsp@gmail.com; Mob.9849551559  
website:https://www.gdcts.cgg.gov.in/narsampet



---

**Academic Year 2019-20**

**ANALYSIS OF STUDENTS FEEDBACK ON LECTURERS SCORES**  
**NUMBER OF STUDENTS (FOR EACH LECTURER): 25**

In order to know the students feedback on Lecturers, the college has a standard practice of collecting feedback from students at the end of every academic year. A pre designed feedback sheet is given to the students consisting of 20 questions on various parameters relating to the Teachers. The students are required to give the ranking ranging from I to V. The ranks are assigned as:

S.No	Rank	Score (Weight)
01	I – Poor	+2
02	II - Average	+4
03	III - Good	+6
04	IV – Very Good	+8
05	V - Excellent	+10



**Average Scores of the students feedback on Lecturers  
(Number of Students 25 for each lecturer)**

<b>S.No</b>	<b>Name of the Lecturer</b>	<b>Subject</b>	<b>Total Score</b>	<b>Average Score</b>	<b>Remarks</b>
01	Dr.A.Srinath	English	<b>225</b>	<b>9.00</b>	<b>Very Good +</b>
02	L.Satyanarayana	Telugu	<b>215</b>	<b>8.60</b>	<b>Very Good +</b>
03	Dr.T.Sumathi	Hindi	<b>220</b>	<b>8.80</b>	<b>Very Good +</b>
04	T.Ramesh	Mathematics	<b>220</b>	<b>8.80</b>	<b>Very Good +</b>
05	P.Tyagaiah	Physics	<b>215</b>	<b>8.60</b>	<b>Very Good +</b>
06	G.Prasoona	Chemistry	<b>220</b>	<b>8.80</b>	<b>Very Good +</b>
07	M.Narendar	Botany	<b>220</b>	<b>8.80</b>	<b>Very Good +</b>
08	Dr.J.Lakan Singh	Zoology	<b>225</b>	<b>9.00</b>	<b>Very Good +</b>
09	B.Ramesh	History	<b>218</b>	<b>8.72</b>	<b>Very Good +</b>
10	M.Sammaiah	Economics	<b>215</b>	<b>8.60</b>	<b>Very Good +</b>
11	G.Srinivas	Commerce	<b>213</b>	<b>8.52</b>	<b>Very Good +</b>
12	Dr.B.Vishnu Kumar	Commerce	<b>216</b>	<b>8.64</b>	<b>Very Good +</b>
13	J.Rajeeru	Commerce	<b>213</b>	<b>8.52</b>	<b>Very Good +</b>
14	Dr.R.Kumaraswamy	Library Science	<b>215</b>	<b>8.60</b>	<b>Very Good +</b>
15	V.Poornachandar	Computer	<b>218</b>	<b>8.72</b>	<b>Very Good +</b>

An observation of the average scored of the student's feedback on lecturers indicates that the average score for all the lecturers is more than 8.50 which is highly encouraging.

**ANALYSIS OF ALUMNI FEEDBACK SCORES**  
**Number of respondents 25**

In order to ascertain the feedback from the Alumni a pre designed format consisting of 08 parameters is given to 25 outgoing students for the academic year 2019.20. The responses collected are tabulated and the summary of those responses along with the total scores and average scores are shown in the table below:

S. No	Parameters	Number of Responses					Total Responses	Total Score	Avg. Score
		Poor (2)	Average (4)	Good (6)	Very Good (8)	Excellent (10)			
01	College Building & Infrastructure	00	00	02	14	09	25	214	8.56
02	Library	00	00	03	16	06	25	206	8.24
03	Academic Facilities	00	00	03	15	07	25	208	8.32
04	Quality of Teaching	00	00	02	12	11	25	218	8.72
05	Skills enhancement Training	00	00	01	12	12	25	216	8.64
06	Sports & Games material	00	00	04	13	08	25	208	8.32
07	Support from Administrative Staff	00	00	02	12	11	25	218	8.72
08	Overall experience	00	00	01	16	08	25	208	8.32
	<b>Total</b>	<b>00</b>	<b>00</b>	<b>18</b>	<b>112</b>	<b>70</b>	<b>200</b>	<b>1696</b>	<b>8.48</b>

An analysis of the total scores and the average scores of all the parameters clearly indicates that the average score for all the parameters is more than 8.00 which indicates that almost all the alumni have rated all the parameters of the college as above very good. The overall average score for all the parameters is 8.48 which is a very healthy sign.



## ANALYSIS OF PARENTS FEEDBACK SCORES

### Number of respondents 25

In order to ascertain the feedback from the parents a pre designed format consisting of 07 parameters is given to 25 parents for the academic year 2019-20. It is carefully observed that the parents of the students of different courses are included in the sample. The responses collected are tabulated and the summary of those responses along with the total scores and average scores are shown in the table below:

S. No	Parameters	Number of Responses					Total Responses	Total Score	Avg. Score
		Poor (2)	Average (4)	Good (6)	Very Good (8)	Excellent (10)			
01	Ambience of the college with respect to the facilities given to your wards.	00	00	01	13	11	25	220	8.80
02	College environment for the overall development of your ward.	00	00	02	12	11	25	218	8.72
03	Enough exposure to your ward as far as career orientation is concerned.	00	00	03	14	08	25	210	8.40
04	Faculty Available in the Subjects for effective teaching.	00	00	01	10	14	25	226	9.04
05	Availability and access of authorities regarding any queries.	00	00	02	14	09	25	214	8.56
06	Communication at the college end regarding the regular performance of your ward.	00	00	01	12	12	25	222	8.88
07	Your overall experience on college	00	00	01	10	14	25	226	9.04
	<b>Total</b>	<b>00</b>	<b>00</b>	<b>06</b>	<b>68</b>	<b>66</b>	<b>175</b>	<b>1536</b>	<b>8.77</b>

An analysis of the total scores and the average scores of all the parameters shows that the average score for all the parameters is more than 8.50. This indicates that almost all the alumni have rated all the parameters of the college as very good and above very good. The overall average score for all the parameters is 8.77 which is a very encouraging.



**ANALYSIS OF FEEDBACK SCORES**  
**RESOLUTIONS FOR THE ACADEMIC YEAR 2019-20**

Date: 17-11-2020

A meeting of the staff members of the college is conducted in the Principal chamber under the chairmanship of the principal of the college Lt.Dr.B.Chandramouli to analyse the consolidated responses of the feedback forms received from the students, alumni and parents on the various parameters.

**Resolutions towards Students' feedback on Lecturers scores**

- The average score for all the lecturers is observed to be more than 8.50, which is very good+.
- From the various feedback sheets it is observed that students are expecting more student related activities such as student seminars, quiz competitions, in view of this it is resolved that such activities shall be further strengthened for the benefit of the students.
- It is also resolved that the continuous evaluation system shall be implemented by conducting more tests for improving the overall result of the college.


**Resolutions towards Alumni feedback scores**

- It is noted that all the alumni has given a very positive feedback on all the parameters and the overall average score is calculated as 8.48 which is encouraging.
- As the lowest average is calculated for the library, it is resolved that necessary steps shall be taken to further strengthen library by adding latest text books. Books, magazines and journals for competitive examinations are also to be strengthened for the benefit of the students.
- As few students have suggested to provide more sports material and also to give more coaching in sports, it is decided that the sports activity in the college is to be strengthened.
- It is also resolved that necessary steps shall be taken to improve the average score for all parameters by improving the facilities in the college.

#### Resolutions towards Parents Feedback scores

- It is noted that all the parents has given a very positive feedback on all the parameters and the overall average score is calculated as 8.77 which is a very good sign.
- As the lowest average is calculated for the exposure towards career orientation, it is resolved that enough career orientation classes shall be conducted through career guidance cell of the college. Orientation lectures shall be conducted by inviting eminent personalities for giving guidance for the career orientation.
- As few parents have suggested providing competitive examination coaching to the students, it is resolved to provide such coaching.



  
Principal  
Government Degree College  
NARSAMPET Warangal Dist. (Rur)



**GOVERNMENT DEGREE COLLEGE NARSAMPET**  
WARANGAL DISTRICT (RURAL) 506132 TELANGANA STATE  
wgl.jkc.nspt@gmail.com; Mob.9849551559  
website:https://www.gdcts.cgg.gov.in/narsampet



**Academic Year 2018-19**

**ANALYSIS OF STUDENTS FEEDBACK ON LECTURERS SCORES**  
**NUMBER OF STUDENTS (FOR EACH LECTURER): 20**

In order to know the students feedback on Teachers, the college has a standard practice of collecting feedback from students at the end of every academic year. A pre designed feedback sheet is given to the students consisting of 20 questions on various parameters relating to the Teachers. The students are required to give the ranking ranging from I to V. The ranks are assigned as:

<b>S.No</b>	<b>Rank</b>	<b>Score (Weight)</b>
<b>01</b>	<b>I – Poor</b>	<b>+2</b>
<b>02</b>	<b>II - Average</b>	<b>+4</b>
<b>03</b>	<b>III - Good</b>	<b>+6</b>
<b>04</b>	<b>IV – Very Good</b>	<b>+8</b>
<b>05</b>	<b>V - Excellent</b>	<b>+10</b>

**Average Scores of the students feedback on Lecturers  
(Number of Students 25 for each lecturer)**

<b>S.No</b>	<b>Name of the Lecturer</b>	<b>Subject</b>	<b>Total Score</b>	<b>Average Score</b>	<b>Remarks</b>
01	Dr.A.Srinath	English	<b>220</b>	<b>8.80</b>	<b>Very Good +</b>
02	L.Satyanarayana	Telugu	<b>216</b>	<b>8.64</b>	<b>Very Good +</b>
03	Dr.T.Sumathi	Hindi	<b>215</b>	<b>8.60</b>	<b>Very Good +</b>
04	T.Ramesh	Mathematics	<b>215</b>	<b>8.60</b>	<b>Very Good +</b>
05	P.Tyagaiah	Physics	<b>215</b>	<b>8.60</b>	<b>Very Good +</b>
06	G.Prasoona	Chemistry	<b>218</b>	<b>8.72</b>	<b>Very Good +</b>
07	M.Narendar	Botany	<b>220</b>	<b>8.80</b>	<b>Very Good +</b>
08	Dr.J.Lakan Singh	Zoology	<b>217</b>	<b>8.68</b>	<b>Very Good +</b>
09	B.Ramesh	History	<b>220</b>	<b>8.80</b>	<b>Very Good +</b>
10	M.Sammaiah	Economics	<b>216</b>	<b>8.64</b>	<b>Very Good +</b>
11	G.Srinivas	Commerce	<b>218</b>	<b>8.72</b>	<b>Very Good +</b>
12	I.Shivanagasrinu	Commerce	<b>220</b>	<b>8.80</b>	<b>Very Good +</b>
13	J.Rajeeru	Commerce	<b>217</b>	<b>8.68</b>	<b>Very Good +</b>
14	Dr.R.Kumaraswamy	Library Science	<b>216</b>	<b>8.64</b>	<b>Very Good +</b>
15	V.Poornachandar	Computer	<b>215</b>	<b>8.60</b>	<b>Very Good +</b>

An analysis of the average scores of the feedback of the students on lecturers clearly indicates that the average score for all the lecturers is more than 8.50, which indicates that all the lecturers are in the range of very good+ category for all the parameters.



## ANALYSIS OF ALUMNI FEEDBACK CORES

### Number of respondents 30

In order to ascertain the feedback from the Alumni a pre designed format consisting of 08 parameters is given to 30 outgoing students for the academic year 2018-19. The responses collected are tabulated and the summary of those responses along with the total scores and average scores are shown in the table below:

S. No	Parameters	Number of Responses					Total Responses	Total Score	Avg. Score
		Poor (2)	Average (4)	Good (6)	Very Good (8)	Excellent (10)			
01	College Building & Infrastructure	00	00	05	18	07	30	244	8.13
02	Library	00	00	04	19	07	30	246	8.20
03	Academic Facilities	00	00	03	16	11	30	256	8.53
04	Quality of Teaching	00	00	03	08	19	30	272	9.06
05	Skills enhancement Training	00	00	04	20	06	30	244	8.13
06	Sports & Games material	00	00	06	17	07	30	242	8.06
07	Support from Administrative Staff	00	00	02	10	18	30	272	9.06
08	Overall experience	00	00	07	10	13	30	252	8.40
	<b>Total</b>	<b>00</b>	<b>00</b>	<b>44</b>	<b>118</b>	<b>78</b>	<b>30</b>	<b>2028</b>	<b>8.45</b>

An analysis of the total scores and the average scores of all the parameters clearly indicates that the average score for all the parameters is more than 8.00 which indicates that almost all the alumni have rated all the parameters of the college as above very good. The overall average score for all the parameters is 8.45 which is a very healthy sign.

## ANALYSIS OF PARENTS FEEDBACK SCORES

### Number of respondents 30

In order to ascertain the feedback from the parents a pre designed format consisting of 07 parameters is given to 30 parents for the academic year 2018-19. It is carefully observed that the parents of the students of different courses are included in the sample. The responses collected are tabulated and the summary of those responses along with the total scores and average scores are shown in the table below:

S. No	Parameters	Number of Responses					Total Responses	Total Score	Avg. Score
		Poor (2)	Average (4)	Good (6)	Very Good (8)	Excellent (10)			
01	Ambience of the college with respect to the facilities given to your wards.	00	00	02	15	13	30	262	8.73
02	College environment for the overall development of your ward.	00	00	03	16	11	30	256	8.53
03	Enough exposure to your ward as far as career orientation is concerned.	00	00	02	17	11	30	258	8.60
04	Faculty Available in the Subjects for effective teaching.	00	00	02	15	13	30	262	8.73
05	Availability and access of authorities regarding any queries.	00	00	01	16	13	30	264	8.80
06	Communication at the college end regarding the regular performance of your ward.	00	00	01	15	14	30	266	8.67
07	Your overall experience on college	00	00	02	14	14	30	264	8.80
	<b>Total</b>	<b>00</b>	<b>00</b>	<b>13</b>	<b>108</b>	<b>89</b>	<b>210</b>	<b>1832</b>	<b>8.72</b>

An analysis of the total scores and the average scores of all the parameters shows that the average score for all the parameters is more than 8.50. This indicates that almost all the alumni have rated all the parameters of the college as very good and above very good. The overall average score for all the parameters is 8.72 which is a very encouraging.





**ANALYSIS OF FEEDBACK SCORES**  
**RESOLUTIONS FOR THE ACADEMIC YEAR 2018-19**

Date: 26-07-2019

A meeting of the staff members of the college is conducted in the Principal chamber under the chairmanship of the principal of the college Lt.Dr.B.Chandramouli to analyse the consolidated responses of the feedback forms received from the students, alumni and parents on the various parameters.

**Resolutions towards Students' feedback on Lecturers scores**

- The average score for all the lecturers is observed to be more than 8.50 which indicates that all the lecturers are in the range of very good+.
- It is resolved to conduct the PG entrance and competitive examination coaching more effectively for the future settlement and progression of the students in more effective manner.
- It is observed that students are expecting revision classes after the completion of the syllabus, in view of this it is resolved to conduct revision classes for important topics at before end of each semester.


**Resolutions towards Alumni feedback scores**

- It is noted that all the alumni has given a very positive feedback on all the parameters and the overall average score is calculated as 8.45 which is encouraging.
- As the lowest average is calculated for the college building and infrastructure facilities, it is resolved that necessary steps shall be taken to improve the infrastructure facilities to provide more facilities to the students.
- It is also noted that the among the different averages skill enhancement training is also having the lowest average. In this regard it is resolved that the skill enhancement training programmes shall be conducted in more effective manner for enhancing the various skills of the students.
- It is also resolved that necessary steps shall be taken to improve the average score for all parameters by improving the facilities in the college.

**Resolutions towards Parents Feedback scores**

- It is noted that all the parents has given a very positive feedback on all the parameters and the overall average score is calculated as 8.72 which is a very good sign.
- As the lowest average is calculated college environment for the overall development of the ward, in view of this it is resolved that all the necessary measures shall be taken to provide more learning facilities such as career guidance, competitive examination coaching, digital library, guest lectures, extension lectures for the benefit of the students.



  
Principal  
Government Degree College  
NARSAMPET Warangal Dist. (Rural)-50<sup>o</sup> 132



**GOVERNMENT DEGREE COLLEGE NARSAMPET**  
WARANGAL DISTRICT (RURAL) 506132 TELANGANA STATE  
wgl.jkc.nspt@gmail.com; Mob.9849551559  
website:https://www.gdcts.cgg.gov.in/narsampet



**Academic Year 2017-18**

**ANALYSIS OF STUDENTS FEEDBACK ON LECTURERS SCORES**  
**NUMBER OF STUDENTS (FOR EACH LECTURER): 25**

In order to know the students feedback on Teachers, the college has a standard practice of collecting feedback from students at the end of every academic year. A pre designed feedback sheet is given to the students consisting of 20 questions on various parameters relating to the Teachers. The students are required to give the ranking ranging from I to V. The ranks are assigned as:

<b>S.No</b>	<b>Rank</b>	<b>Score (Weight)</b>
<b>01</b>	<b>I – Poor</b>	<b>+2</b>
<b>02</b>	<b>II - Average</b>	<b>+4</b>
<b>03</b>	<b>III - Good</b>	<b>+6</b>
<b>04</b>	<b>IV – Very Good</b>	<b>+8</b>
<b>05</b>	<b>V - Excellent</b>	<b>+10</b>

**Average Scores of the students feedback on Lecturers**  
(Number of Students 25 for each lecturer)

<b>S.No</b>	<b>Name of the Lecturer</b>	<b>Subject</b>	<b>Total Score</b>	<b>Average Score</b>	<b>Remarks</b>
01	Dr.E.Satyanarayana	English	<b>213</b>	<b>8.52</b>	<b>Very Good +</b>
02	Dr.M.Naveen	English	<b>215</b>	<b>8.60</b>	<b>Very Good +</b>
03	G.Venkateshwarlu	Telugu	<b>215</b>	<b>8.60</b>	<b>Very Good +</b>
04	Dr.T.Aruna	Hindi	<b>216</b>	<b>8.64</b>	<b>Very Good +</b>
05	E.Komraiah	Mathematics	<b>216</b>	<b>8.64</b>	<b>Very Good +</b>
06	Dr.K.Narendar Reddy	Physics	<b>218</b>	<b>8.72</b>	<b>Very Good +</b>
07	K.Satyanarayan	Chemistry	<b>220</b>	<b>8.80</b>	<b>Very Good +</b>
08	Dr.J.Uma Rani	Chemistry	<b>217</b>	<b>8.68</b>	<b>Very Good +</b>
09	D.Parvathi	Botany	<b>220</b>	<b>8.80</b>	<b>Very Good +</b>
10	T.Bheem Rao	Zoology	<b>216</b>	<b>8.64</b>	<b>Very Good +</b>
11	G.Sujatha	Commerce	<b>218</b>	<b>8.72</b>	<b>Very Good +</b>
12	G.Srinivas	Commerce	<b>220</b>	<b>8.80</b>	<b>Very Good +</b>
13	B.Ramesh	History	<b>217</b>	<b>8.68</b>	<b>Very Good +</b>
14	K.Surya Rao	Economics	<b>216</b>	<b>8.64</b>	<b>Very Good +</b>
15	G.Gajanan	Political Science	<b>215</b>	<b>8.60</b>	<b>Very Good +</b>
16	N.Cobal Singh	Zoology	<b>214</b>	<b>8.56</b>	<b>Very Good +</b>
17	D.Kishore	Physics	<b>215</b>	<b>8.60</b>	<b>Very Good +</b>
18	V.Purnachandar	Computer Science	<b>217</b>	<b>8.68</b>	<b>Very Good +</b>
19	T.Venkanna	Zoology	<b>216</b>	<b>8.64</b>	<b>Very Good +</b>
20	V.Devendar	Botany	<b>215</b>	<b>8.60</b>	<b>Very Good +</b>
21	K.Ramesh	Computer Science	<b>216</b>	<b>8.64</b>	<b>Very Good +</b>
22	P.Monika	Chemistry	<b>213</b>	<b>8.52</b>	<b>Very Good +</b>
23	Ch.Venkataiah	History	<b>214</b>	<b>8.56</b>	<b>Very Good +</b>
24	B.Swetha	Botany	<b>216</b>	<b>8.64</b>	<b>Very Good +</b>
25	S.Radhika	Commerce	<b>217</b>	<b>8.68</b>	<b>Very Good +</b>
26	J.Shankar	Mathematics	<b>218</b>	<b>8.72</b>	<b>Very Good +</b>
27	T.Venkanna	Physics	<b>217</b>	<b>8.68</b>	<b>Very Good +</b>

An analysis of the average scores for all the lecturers indicates that the average score is more than 8.50, which is highly satisfied.

**ANALYSIS OF ALUMNI FEEDBACK**  
**Number of respondents 30**

In order to ascertain the feedback from the Alumni a pre designed format consisting of 08 parameters is given to 30 outgoing students for the academic year 2017-18. The responses collected are tabulated and the summary of those responses along with the total scores and average scores are shown in the table below:

S. No	Parameters	Number of Responses					Total Responses	Total Score	Avg. Score
		Poor (2)	Average (4)	Good (6)	Very Good (8)	Excellent (10)			
01	College Building & Infrastructure	00	00	04	18	08	30	248	8.27
02	Library	00	00	02	20	08	30	252	8.40
03	Academic Facilities	00	00	02	17	11	30	258	8.60
04	Quality of Teaching	00	00	01	10	19	30	276	9.20
05	Skills enhancement Training	00	00	02	21	07	30	250	8.33
06	Sports & Games material	00	00	04	18	08	30	248	8.27
07	Support from Administrative Staff	00	00	03	11	16	30	266	8.87
08	Overall experience	00	00	05	11	14	30	266	8.87
	<b>Total</b>	<b>00</b>	<b>00</b>	<b>23</b>	<b>126</b>	<b>92</b>	<b>240</b>	<b>2064</b>	<b>8.60</b>

An analysis of the total scores and the average scores of all the parameters clearly indicates that the average score for all the parameters is more than 8.00 which indicates that almost all the alumni have rated all the parameters of the college as above very good. The overall average score for all the parameters is 8.60 which is a very healthy sign.



**ANALYSIS OF PARENTS FEEDBACK**  
**Number of respondents 30**

In order to ascertain the feedback from the parents a pre designed format consisting of 07 parameters is given to 30 parents for the academic year 2017-18. It is carefully observed that the parents of the students of different courses are included in the sample. The responses collected are tabulated and the summary of those responses along with the total scores and average scores are shown in the table below:

S. No	Parameters	Number of Responses					Total Responses	Total Score	Avg. Score
		Poor (2)	Average (4)	Good (6)	Very Good (8)	Excellent (10)			
01	Ambience of the college with respect to the facilities given to your wards.	00	00	03	14	13	30	260	8.67
02	College environment for the overall development of your ward.	00	00	02	15	13	30	262	8.73
03	Enough exposure to your ward as far as career orientation is concerned.	00	00	02	15	13	30	262	8.73
04	Faculty Available in the Subjects for effective teaching.	00	00	02	14	14	30	264	8.80
05	Availability and access of authorities regarding any queries.	00	00	01	14	15	30	268	8.93
06	Communication at the college end regarding the regular performance of your ward.	00	00	00	15	15	30	270	9.00
07	Your overall experience on college	00	00	02	12	16	30	268	8.93
	<b>Total</b>	<b>00</b>	<b>00</b>	<b>12</b>	<b>99</b>	<b>99</b>	<b>210</b>	<b>1854</b>	<b>8.83</b>

An analysis of the total scores and the average scores of all the parameters shows that the average score for all the parameters is more than 8.50. This indicates that almost all the alumni have rated all the parameters of the college as very good and above very good. The overall average score for all the parameters is 8.83 which is a very encouraging.



**ANALYSIS OF FEEDBACK SCORES**  
**RESOLUTIONS FOR THE ACADEMIC YEAR 2017-18**

Date: 09-07-2018

A meeting of the staff members of the college is conducted in the Principal chamber under the chairmanship of the principal of the college Lt.Dr.B.Chandramouli to analyse the consolidated responses of the feedback forms received from the students, alumni and parents on the various parameters.

**Resolutions towards Students' feedback on Lecturers scores**

- The average score for all the lecturers is observed to be more than 8.50 which indicates that all the lecturers are in the range of very good+.
- It is resolved to further strengthen the student related activities such as student seminar, quiz, group discussions, debates for the overall development of the students.
- It is resolved to conduct the PG entrance and competitive examination coaching more effectively for the future settlement and progression of the students in more effective manner.
- It is observed that students are expecting revision classes after the completion of the syllabus, in view of this it is resolved to conduct revision classes for important topics at before end of each semester.

**Resolutions towards the Alumni feedback scores**

- It is noted that all the alumni has given a very positive feedback on all the parameters and the overall average score is calculated as 8.60 which is encouraging.
- As the lowest average is calculated for the college building and infrastructure facilities, it is resolved that necessary steps shall be taken to improve the infrastructure facilities to provide more facilities to the students.
- It is also noted that the among the different averages skill enhancement training is also having the lowest average. In this regard it is resolved that the skill enhancement training programmes shall be conducted in more effective manner for enhancing the various skills of the students.




- It is also resolved that necessary steps shall be taken to improve the average score for all parameters by improving the facilities in the college.

**Resolutions towards the Parents Feedback scores**

- It is noted that all the parents has given a very positive feedback on all the parameters and the overall average score is calculated as 8.83 which is a very good sign.
- As the lowest average is calculated for the ambience of the college, it is resolved that necessary steps shall be taken to improve the infrastructure facilities to provide more facilities to the students.
- As few parents have suggested to focus on the overall development of the students and also to provide competitive examination coaching, it is resolved to take all the necessary measures in this direction under the supervision of career and guidance cell of the college..



  
Principal  
Government Degree College  
NARSAMPET Warangal Dist. (Rural)-506132



**GOVERNMENT DEGREE COLLEGE NARSAMPET**  
WARANGAL DISTRICT (RURAL) 506132 TELANGANA STATE  
wgl.jkc.nspt@gmail.com; Mob.9849551559  
website:https://www.gdcts.cgg.gov.in/narsampet



**Academic Year 2016-17**

**ANALYSIS OF STUDENTS FEEDBACK ON LECTURERS SCORES**  
**NUMBER OF STUDENTS (FOR EACH LECTURER): 30**

In order to know the students feedback on Teachers, the college has a standard practice of collecting feedback from students at the end of every academic year. A pre designed feedback sheet is given to the students consisting of 20 questions on various parameters relating to the Teachers. The students are required to give the ranking ranging from I to V. The ranks are assigned as:

<b>S.No</b>	<b>Rank</b>	<b>Score (Weight)</b>
<b>01</b>	<b>I – Poor</b>	<b>+2</b>
<b>02</b>	<b>II - Average</b>	<b>+4</b>
<b>03</b>	<b>III - Good</b>	<b>+6</b>
<b>04</b>	<b>IV – Very Good</b>	<b>+8</b>
<b>05</b>	<b>V - Excellent</b>	<b>+10</b>

**Average Scores of the students feedback on Lecturers**  
(Number of Students 30 for each lecturer)

<b>S.No</b>	<b>Name of the Lecturer</b>	<b>Subject</b>	<b>Total Score</b>	<b>Average Score</b>	<b>Remarks</b>
01	Dr.E.Satyanarayana	English	<b>261</b>	<b>8.70</b>	<b>Very Good +</b>
02	Dr.M.Naveen	English	<b>270</b>	<b>9.00</b>	<b>Very Good +</b>
03	G.Venkateshwarlu	Telugu	<b>258</b>	<b>8.60</b>	<b>Very Good +</b>
04	Dr.T.Aruna	Hindi	<b>255</b>	<b>8.50</b>	<b>Very Good +</b>
05	E.Komraiah	Mathematics	<b>262</b>	<b>8.73</b>	<b>Very Good +</b>
06	Dr.K.Narendar Reddy	Physics	<b>258</b>	<b>8.60</b>	<b>Very Good +</b>
07	K.Satyanarayan	Chemistry	<b>255</b>	<b>8.50</b>	<b>Very Good +</b>
08	Dr.J.Uma Rani	Chemistry	<b>265</b>	<b>8.83</b>	<b>Very Good +</b>
09	D.Parvathi	Botany	<b>268</b>	<b>8.93</b>	<b>Very Good +</b>
10	T.Bheem Rao	Zoology	<b>266</b>	<b>8.87</b>	<b>Very Good +</b>
11	G.Sujatha	Commerce	<b>270</b>	<b>9.00</b>	<b>Very Good +</b>
12	G.Srinivas	Commerce	<b>265</b>	<b>8.83</b>	<b>Very Good +</b>
13	B.Ramesh	History	<b>270</b>	<b>9.00</b>	<b>Very Good +</b>
14	K.Surya Rao	Economics	<b>262</b>	<b>8.73</b>	<b>Very Good +</b>
15	G.Gajanan	Political Science	<b>273</b>	<b>9.10</b>	<b>Very Good +</b>
16	N.Cobal Singh	Zoology	<b>255</b>	<b>8.50</b>	<b>Very Good +</b>
17	D.Kishore	Physics	<b>258</b>	<b>8.60</b>	<b>Very Good +</b>
18	V.Purnachandar	Computer Science	<b>265</b>	<b>8.83</b>	<b>Very Good +</b>
19	T.Venkanna	Zoology	<b>255</b>	<b>8.50</b>	<b>Very Good +</b>
20	V.Devendar	Botany	<b>262</b>	<b>8.73</b>	<b>Very Good +</b>
21	K.Ramesh	Computer Science	<b>266</b>	<b>8.87</b>	<b>Very Good +</b>
22	P.Monika	Chemistry	<b>257</b>	<b>8.57</b>	<b>Very Good +</b>
23	Ch.Venkataiah	History	<b>256</b>	<b>8.53</b>	<b>Very Good +</b>
24	B.Swetha	Botany	<b>255</b>	<b>8.50</b>	<b>Very Good +</b>
25	S.Radhika	Commerce	<b>265</b>	<b>8.83</b>	<b>Very Good +</b>
26	J.Shankar	Mathematics	<b>266</b>	<b>8.87</b>	<b>Very Good +</b>
27	T.Venkanna	Physics	<b>258</b>	<b>8.60</b>	<b>Very Good +</b>

An observation of the average scores for all the lecturers indicates that the average score is more than 8.50 which is very good+.

### ANALYSIS OF ALUMNI FEEDBACK SCORES

#### Number of respondents 30

In order to ascertain the feedback from the Alumni a pre designed format consisting of 08 parameters is given to 30 outgoing students for the academic year 2016-17. The responses collected are tabulated and the summary of those responses along with the total scores and average scores are shown in the table below:

S. No	Parameters	Number of Responses					Total Responses	Total Score	Avg. Score
		Poor (2)	Average (4)	Good (6)	Very Good (8)	Excellent (10)			
01	College Building & Infrastructure	00	00	03	19	08	30	250	8.33
02	Library	00	00	02	18	10	30	256	8.53
03	Academic Facilities	00	00	01	17	12	30	262	8.73
04	Quality of Teaching	00	00	00	11	19	30	278	9.27
05	Skills enhancement Training	00	00	02	20	08	30	252	8.40
06	Sports & Games material	00	00	02	19	09	30	254	8.47
07	Support from Administrative Staff	00	00	02	11	17	30	270	9.00
08	Overall experience	00	00	03	12	15	30	264	8.80
	<b>Total</b>	<b>00</b>	<b>00</b>	<b>23</b>	<b>126</b>	<b>92</b>	<b>240</b>	<b>2086</b>	<b>8.69</b>

An analysis of the total scores and the average scores of all the parameters clearly indicates that the average score for all the parameters is more than 8.00 which indicates that almost all the alumni have rated all the parameters of the college as above very good. The overall average score for all the parameters is 8.69 which is a very healthy sign.

## ANALYSIS OF PARENTS FEEDBACK SCORES

### Number of respondents 30

In order to ascertain the feedback from the parents a pre designed format consisting of 07 parameters is given to 30 parents for the academic year 2016-17. It is carefully observed that the parents of the students of different courses are included in the sample. The responses collected are tabulated and the summary of those responses along with the total scores and average scores are shown in the table below:

S. No	Parameters	Number of Responses					Total Responses	Total Score	Avg. Score
		Poor (2)	Average (4)	Good (6)	Very Good (8)	Excellent (10)			
01	Ambience of the college with respect to the facilities given to your wards.	00	00	02	13	15	30	266	8.87
02	College environment for the overall development of your ward.	00	00	02	14	14	30	264	8.80
03	Enough exposure to your ward as far as career orientation is concerned.	00	00	01	15	14	30	266	8.87
04	Faculty Available in the Subjects for effective teaching.	00	00	00	16	14	30	268	8.93
05	Availability and access of authorities regarding any queries.	00	00	01	13	16	30	270	9.00
06	Communication at the college end regarding the regular performance of your ward.	00	00	00	16	14	30	268	8.93
07	Your overall experience on college	00	00	01	13	16	30	270	9.00
	<b>Total</b>	<b>00</b>	<b>00</b>	<b>07</b>	<b>100</b>	<b>103</b>	<b>210</b>	<b>1872</b>	<b>8.91</b>

An analysis of the total scores and the average scores of all the parameters shows that the average score for all the parameters is more than 8.50. This indicates that almost all the alumni have rated all the parameters of the college as very good and above very good. The overall average score for all the parameters is 8.91 which is a very encouraging.





**ANALYSIS OF FEEDBACK SCORES**  
**RESOLUTIONS FOR THE ACADEMIC YEAR 2016-17**

Date: 07-08-2017

A meeting of the staff members of the college is conducted in the Principal chamber under the chairmanship of the principal of the college Lt.Dr.B.Chandramouli to analyse the consolidated responses of the feedback forms received from the students, alumni and parents on the various parameters.

**Resolutions towards Students' feedback on lecturer's scores**

- The average score for all the lecturers is observed to be more than 8.50 which indicates that all the lecturers are in the range of very good+.
- It is observed that students are expecting revision classes after the completion of the syllabus, in view of this it is resolved to conduct revision classes for important topics at before end of each semester.
- It is resolved to conduct the PG entrance and competitive examination coaching more effectively for the future settlement and progression of the students in more effective manner.
- Slow learners shall be identified and extra coaching shall be provided to such slow learners.
- Remedial coaching shall be given in more effective manner to the failures and proper care shall be taken to improve the overall result of the college.

**Resolutions towards the Alumni feedback scores**

- It is noted that all the alumni has given a very positive feedback on all the parameters and the overall average score is calculated as 8.69 which is encouraging.
- As the lowest average is calculated for the college building and infrastructure facilities, it is resolved that necessary steps shall be taken to improve the infrastructure facilities to provide more facilities to the students.



**ANALYSIS OF FEEDBACK SCORES**  
**RESOLUTIONS FOR THE ACADEMIC YEAR 2016-17**

Date: 07-08-2017

A meeting of the staff members of the college is conducted in the Principal chamber under the chairmanship of the principal of the college Lt.Dr.B.Chandramouli to analyse the consolidated responses of the feedback forms received from the students, alumni and parents on the various parameters.

**Resolutions towards Students' feedback on lecturer's scores**

- The average score for all the lecturers is observed to be more than 8.50 which indicates that all the lecturers are in the range of very good+.
- It is observed that students are expecting revision classes after the completion of the syllabus, in view of this it is resolved to conduct revision classes for important topics at before end of each semester.
- It is resolved to conduct the PG entrance and competitive examination coaching more effectively for the future settlement and progression of the students in more effective manner.
- Slow learners shall be identified and extra coaching shall be provided to such slow learners.
- Remedial coaching shall be given in more effective manner to the failures and proper care shall be taken to improve the overall result of the college.

**Resolutions towards the Alumni feedback scores**

- It is noted that all the alumni has given a very positive feedback on all the parameters and the overall average score is calculated as 8.69 which is encouraging.
- As the lowest average is calculated for the college building and infrastructure facilities, it is resolved that necessary steps shall be taken to improve the infrastructure facilities to provide more facilities to the students.

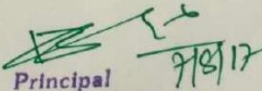


- It is also noted that the among the different averages skill enhancement training is also having the lowest average. In this regard it is resolved that the skill enhancement training programmes shall be conducted in more effective manner for enhancing the various skills of the students.
- It is also resolved that necessary steps shall be taken to improve the average score for all parameters by improving the facilities in the college.

#### **Resolutions towards the Parents Feedback scores**

- It is noted that all the parents has given a very positive feedback on all the parameters and the overall average score is calculated as 8.91 which is a very good sign.
- As the lowest average is calculated for the college environment towards the overall development of the students, it is resolved to take all appropriate steps in this direction. Along with the existing practices more guest lectures, extension lectures, career guidance, competitive examination coaching, personality development classes shall be conducted.
- As few parents have suggested to focus on the overall development of the students and also to provide competitive examination coaching, it is resolved to take all the necessary measures in this direction under the supervision of career and guidance cell of the college..



  
Principal  
Government Degree College  
NARSAMPET Warangal Dist. (Rural)-50

