

**PREPARATION OF PLANT DATA BASE OF MEDICINAL PLANTS IN THE  
COLLEGE CAMPUS AND QR CODE GENERATION.**

**PREPARATION OF PLANT DATA BASE OF MEDICINAL PLANTS IN THE  
COLLEGE CAMPUS AND QR CODE GENERATION.**

PROJECT REPORT

Done by

B.Sc, B.Z.C I year students- 2020-21.

Programme Code: 3312

Course Code: BOT-545

PROJECT REPORT

Done by

B.Sc, B.Z.C Final year students- 2020-21.

S.No	Name of the Student	Roll Number	Signature
1.	Hadhya	20044012445008	Hadhya
2.	Amina Hashmi	20044012445011	A. Hashmi
3.	Ch.Yamuna	20044012445048	Ch. Yamuna
4.	J.Nikhitha	20044012445091	J. Nikhitha
5.	B.Kalyani	20044012445035	B. Kalyani
6.	K.Shirisha	20044012445115	K. Shirisha

Submitted to

**Department of Botany**

Govt. Degree College for women, Nalgonda

Nalgonda- 508001.












## **PREPARATION OF PLANT DATA BASE OF MEDICINAL PLANTS IN THE COLLEGE CAMPUS AND QR CODE GENERATION.**

**Introduction:** Database is one of the important functions provided by modern computer systems having certain features by which a large number of variable characters can be stored in memory and to serve multiple applications (Elbra 1982). database is a collection of collection of data organized in a manner which allows retrieval and use of that data to anyone needing it. it is organized and designed to cater to large number of users who can draw information from it for many different purposes. In present work We prepare the database of all trees and plants in the college campus and assigned QR codes to them, making it easier for everybody to learn about a plant or a tree at the tip of their fingers.

**Methodology:** The college has 60 different species of plants in the campus. We have 10 members in our group and each member prepare the database of 6 species. Database include common name, systematic position, habit and habitat, distribution and economic importance of the plant of each plant species. The database of all plants was placed in the department google drive in the form of google documents. The URL link of each google document was copied and generated a QR code. we took the print outs of QR codes, laminated and hang on the trees.

### **Results and Discussion:**

Students now do not have the time to learn about the things around them via books. to keep up with the digital trend. Plants are categorized into ornamental plants, medicinal plants, avenue and shady trees, timber yielding trees and fruit yielding trees. Database is prepared to every species and which is linked to Quick Response (QR) code. Students now do not have the time to learn about the things around them via books to keep up with the digital trend. We started this an experiment but the response is overwhelming. We see a lot of students, teachers and even visitors extracting the information about the trees and plants via the QR codes.

MEDICINAL PLANTS		
S.no	Scientific name	QR code
1.	<i>Adathoda vasica</i>	
2.	<i>Aloe barbadensis</i>	
3.	<i>Anthocephalus kadambha</i>	
4.	<i>Azadricta indica</i>	
5.	<i>Mimusops elengi</i>	
6.	<i>Oscimum bacilicum</i>	
7.	<i>Oscimum santum</i>	
8.	<i>Phyllanthus emblica</i>	
9.	<i>Terminalia bellarica</i>	
10	<i>Rauwolfia serpentina</i>	
11	<i>Withania somnifera</i>	

References:

1. Elbra Database for small computer users, Manchester, UK: National Computing centre publication:1982.

**DATA BASE PREPARATION OF ORNAMENTAL AVENUE AND FRUIT  
YIELDING PLANTS AND QR CODE GENERATION.**

**DATA BASE PREPARATION OF ORNAMENTAL AVENUE AND FRUIT  
YIELDING PLANTS AND QR CODE GENERATION.**

Programme Code: 4450

Course Code: BOT-230

**PROJECT REPORT**

Done by

B.Sc, B.Z.C Final year students- 2020-21.

S.No	Name of the Student	Roll Number	Signature
1.	K. Srivarsha	18044012445043	K. Srivarsha
2.	Nousheen	18044012445073	Nousheen.
3.	Polagori Swathi	18044012445076	P. Swathi
4.	Rangothu Keerthana	18044012445084	R. Keerthana.
5.	Sara Farnaz	18044012445092	S. Farnaz

Submitted to  
**Department of Botany**  
Govt. Degree College for women, Nalgonda  
Nalgonda- 508001.

## **DATA BASE PREPARATION OF ORNAMENTAL AVENUE AND FRUIT YIELDING PLANTS AND QR CODE GENERATION.**










**Introduction:** Database is one of the important functions provided by modern computer systems having certain features by which a large number of variable characters can be stored in memory and to serve multiple applications (Elbra 1982). database is a collection of collection of data organized in a manner which allows retrieval and use of that data to anyone needing it. it is organized and designed to cater to large number of users who can draw information from it for many different purposes. In present work We prepare the database of all trees and plants in the college campus and assigned QR codes to them, making it easier for everybody to learn about a plant or a tree at the tip of their fingers.

**Methodology:** The college has 60 different species of plants in the campus. We have 10 members in our group and each member prepare the database of 6 species. Database include common name, systematic position, habit and habitat, distribution and economic importance of the plant of each plant species. The database of all plants was placed in the department google drive in the form of google documents. The URL link of each google document was copied and generated a QR code. we took the print outs of QR codes, laminated and hang on the trees.








### **Results and Discussion:**







Students now do not have the time to learn about the things around them via books. to keep up with the digital trend. Plants are categorized into ornamental plants, medicinal plants, avenue and shady trees, timber yielding trees and fruit yielding trees. Database is prepared to every species and which is linked to Quick Response (QR) code. Students now do not have the time to learn about the things around them via books to keep up with the digital trend. We started this an experiment but the response is overwhelming. We see a lot of students, teachers and even visitors extracting the information about the trees and plants via the QR codes.

**ORNAMENTAL PLANTS**

<b>S.no</b>	<b>Scientific name</b>	<b>QR code</b>
1.	<i>Conocarpus erectus</i>	
2.	<i>Ficus bejamina</i>	
3.	<i>Nerium odorum</i>	
4.	<i>Peltophorum pterocarpum</i>	
5.	<i>Polyalthia longifolia</i>	
6.	<i>Spathoda companulata</i>	
7.	<i>Tabernaemontana indica</i>	
8.	<i>Tecoma stans</i>	
9.	<i>Thuja occidentalis</i>	

**Avenue / Shady trees**

S.No	Scientific name	QR Code
1	<i>Albizia lebbek</i>	
2	<i>Delonix regia</i>	
3	<i>Ficus religiosa</i>	
4	<i>Leucaena leucocephala</i>	
5	<i>Millingtonia Hortensis</i>	
6	<i>Mimusops elengi</i>	
7	<i>Peltophorum pterocarpum</i>	

FRUIT YEILDING PLANTS		
S.no	Scientific name	QR Code
1	<i>Annona reticulata</i>	
3	<i>Emblica officinalis</i>	
5	<i>Psidium gujuava</i>	
6	<i>Punica granatum</i>	
7	<i>Sterculia foetida</i>	
8	<i>Syzygium jambolanum</i>	

References:

1. Elbra Database for small computer users, Manchester, UK: National Computing centre publication:1982.