

Feedback Analysis on Curriculum Design & Review of Syllabus for the Academic Year 2018- 19

Feedback has been collected manually from the students, the teachers, the parents, the alumni and the local employers on curriculum of various courses and their related aspects in the month of March, 2019 to make teaching learning process more effective and to meet the needs of the students in all aspects. Feedback forms have been designed separately for the students, the teachers, the parents, the alumni and the local employers. Feedback forms were analysed by IQAC and major suggestions from stakeholders were forwarded to Departments concerned and affiliated university for the necessary action. 187 students, 30 parents, 35 teachers, 15 Alumni, 11 local employers responses were recorded and analysed on curriculum, academic environment and other student related services on campus.

Analysis of the Feedback

Student Feedback

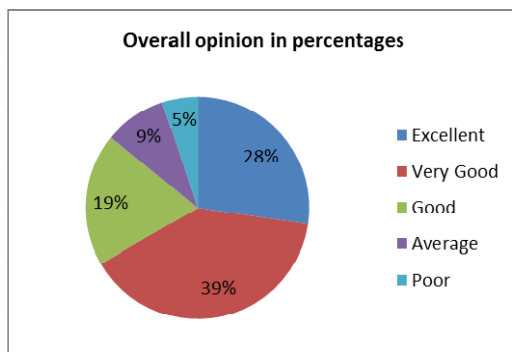
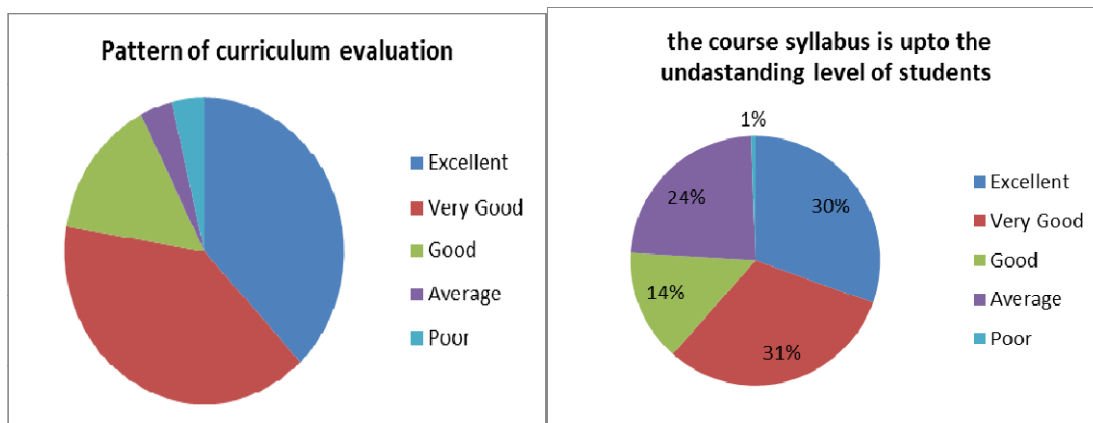
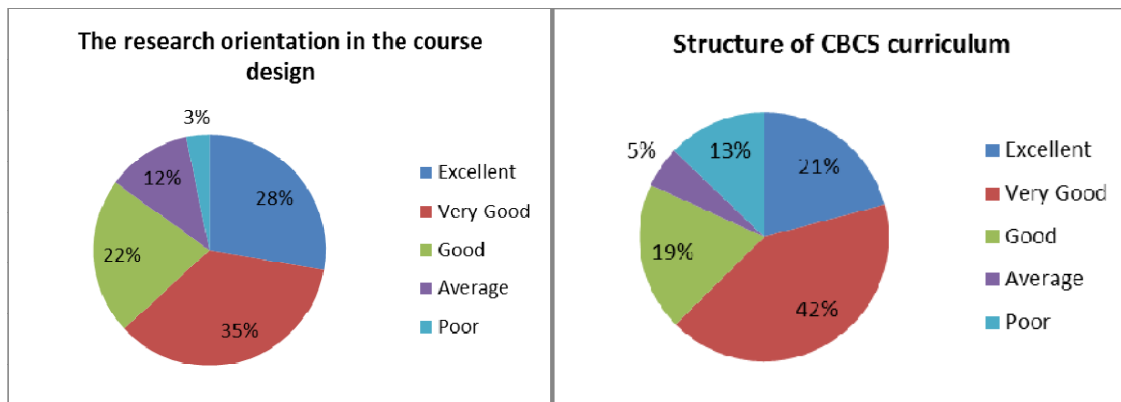
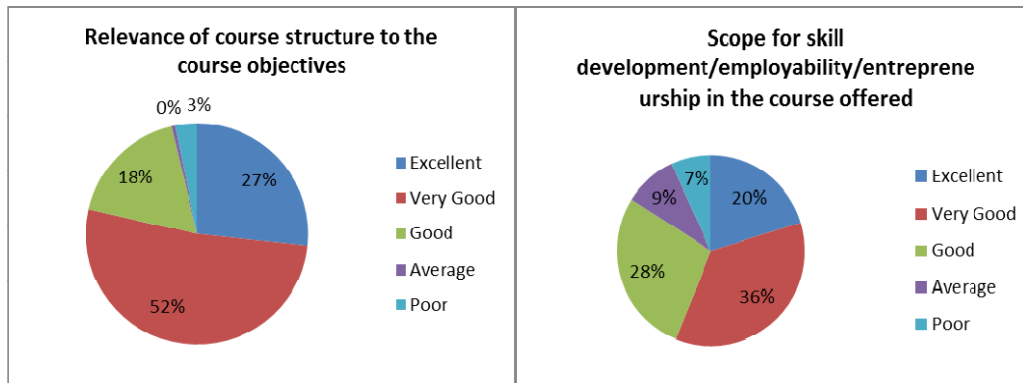
Student feedback forms (200) were issued to the students of all sections randomly in March 2019 and 187 forms were collected after a week. The data in these forms is tabulated as shown below. Out of 187 student respondents 86% were satisfied with the curriculum of the courses offered in the college and rated excellent, very good and good. 20% of students commented to include more programmes on communication skills, soft skills and 50% suggested increasing the number of campus drives, job oriented courses.

Govt. Degree College for Women, Nalgonda

Student Feedback Form - Academic Year (2018-19)

S.No	Description	Excellent	Very Good	Good	Average	Poor	Total
Curriculum Feedback							
1	Relevance of course structure to the course objectives	50	97	33	1	6	187
2	Scope for skill development/employability/entrepreneurship in the course offered	38	67	52	17	13	187
3	The research orientation in the course design	52	66	41	22	6	187
4	Structure of CBCS curriculum	39	78	36	10	24	187
5	Pattern of curriculum evaluation	71	74	28	7	7	187
6	the course syllabus is upto the understanding level of students	57	58	27	44	1	187
Over all opinion		307	440	217	101	57	1122
in percentages		27.4%	39.2%	19.3%	9.0%	5.1%	100%

Graphical Representation of the data obtained:



Teacher Feedback

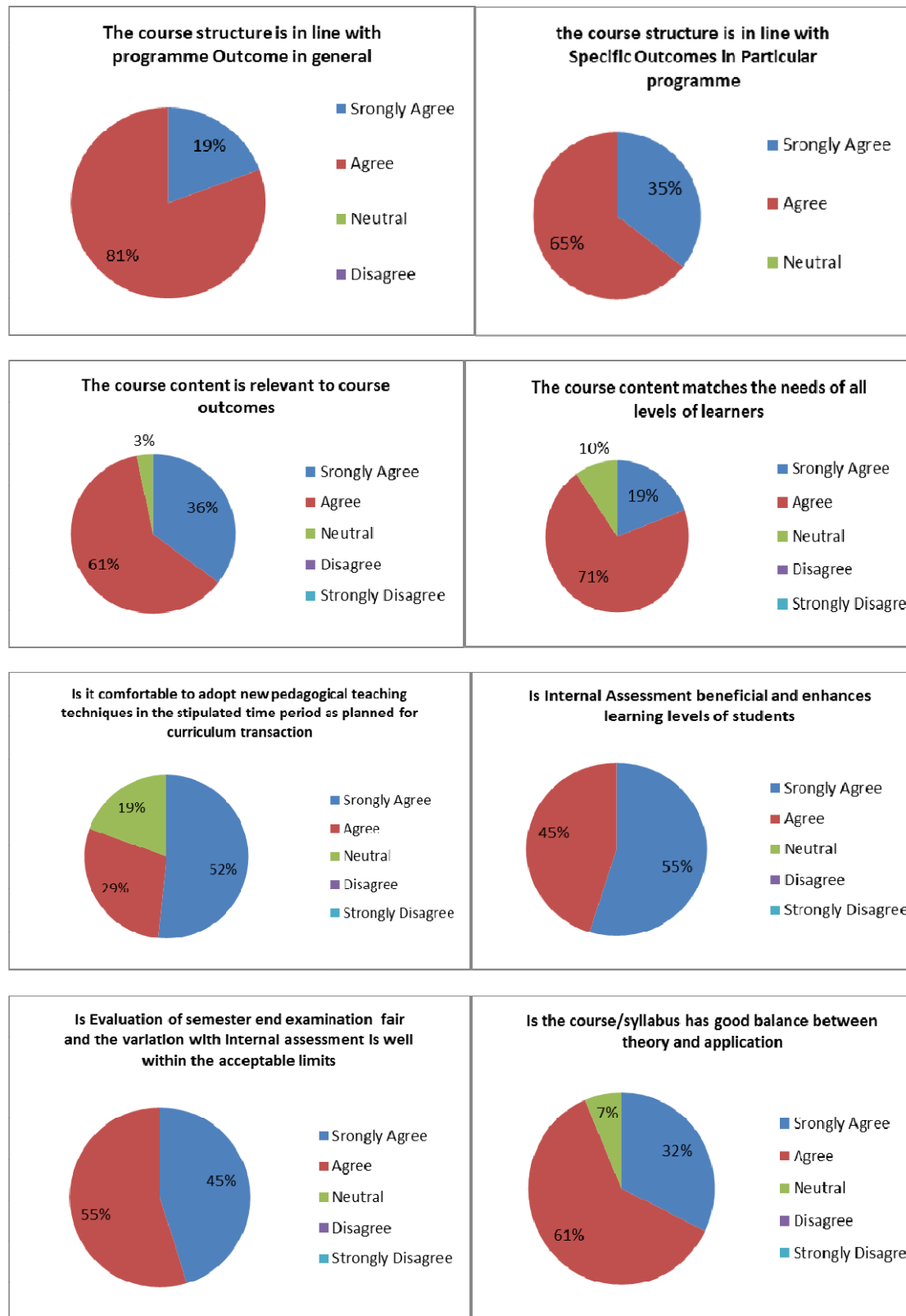
Teacher feedback was obtained from the faculty of the college on curriculum design & review in February 2019 and 31 forms were collected after a week. The data in these forms is tabulated as shown below. Out of 31 faculty members 95% were satisfied with the curriculum of the courses offered in the college and rated excellent and very good . 5% of faculty member suggested including more programmes on communication skills, soft skills and application oriented syllabus and to increase, job oriented courses.

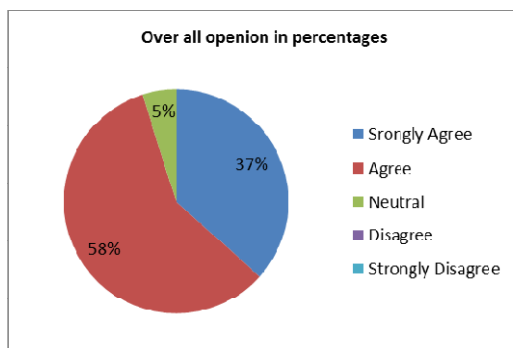
Govt. Degree College for Women, Nalgonda

Teachers Feedback Form on Curriculum- Academic Year (2018-19)

S.No	Description	Strongly Agree	Agree	Neutral	Disagree	Strongly Disagree	Total
1	The course structure is in line with programme Outcome in general	6	25	0	0	0	31
2	the course structure is in line with Specific Outcomes in Particular programme	11	20	0	0	0	31
3	The course content is relevant to course outcomes	11	19	1	0	0	31
4	The course content matches the needs of all levels of learners	6	22	3	0	0	31
5	Is it comfortable to adopt new pedagogical teaching techniques in the stipulated time period as planned for curriculum transaction	16	9	6	0	0	31
6	Is Internal Assessment beneficial and enhances learning levels of students	17	14	0	0	0	31
7	Is Evaluation of semester end examination fair and the variation with internal assessment is well within the acceptable limits	14	17	0	0	0	31
8	Is the course/syllabus has good balance between theory and application	10	19	2	0	0	31
Over all opinion		91	145	12	0	0	248
in percentages		37%	58%	5%	0	0	100%

Graphical Representation of the data obtained:





Employers Feedback

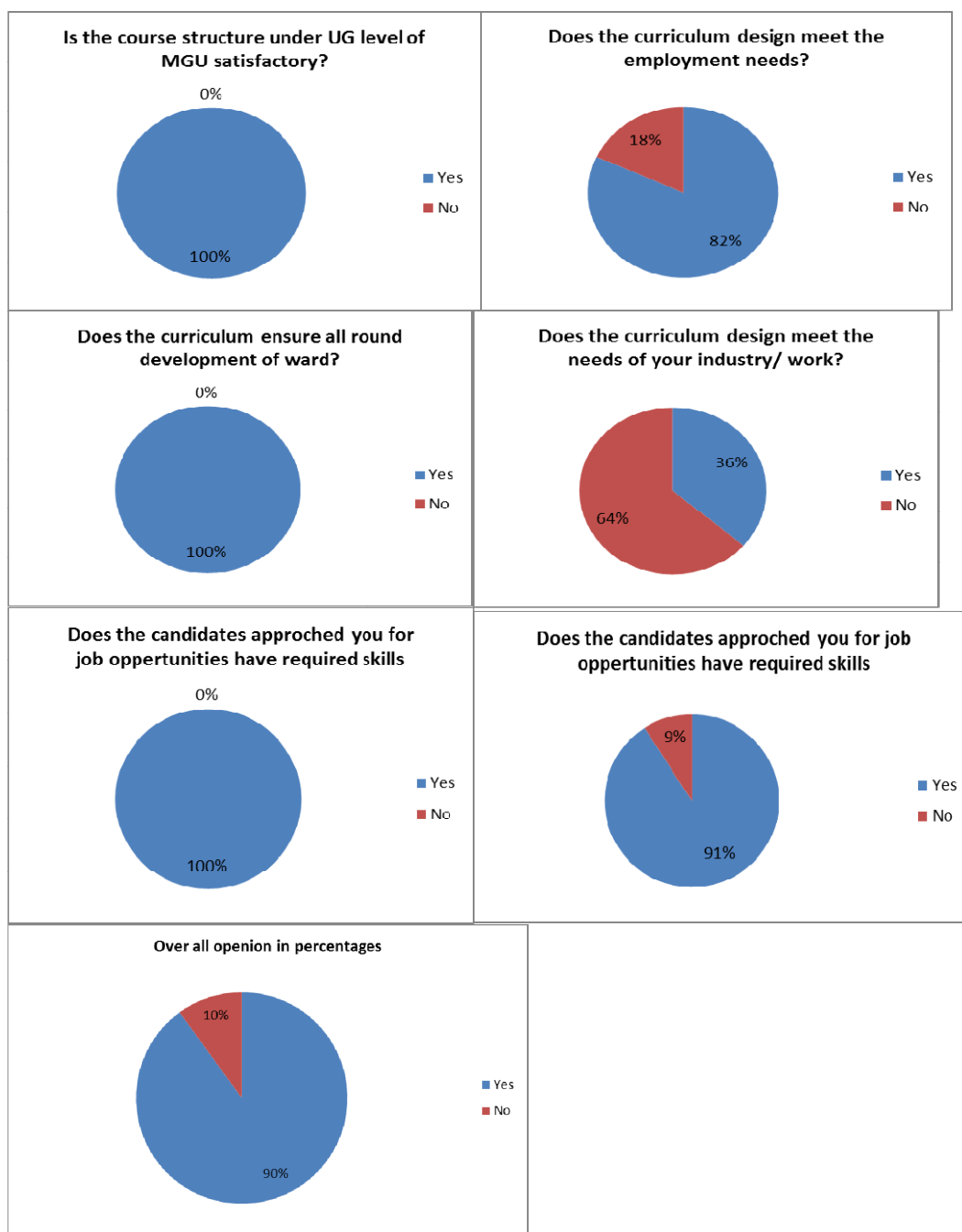
Employer's feedback was obtained from the **Employers** of different categories on curriculum design and review in February 2019 and 11 forms were collected after a week. The data in these forms is tabulated as shown below. Out of 11 faculty members 90% were satisfied with the curriculum of the courses offered in the college and rated excellent and very good . 10% of **Employers** members suggested including more programmes on communication skills, soft skills and application oriented syllabus and to increase, job oriented courses.

Govt. Degree College for Women, Nalgonda

Employers Feedback Form on Curriculum of UG level for the Academic Year (2018-19)

S.No	Description	Yes	No	Total
Curriculum Feedback				
1	Is the course structure under UG level of MGU satisfactory?	11	0	11
2	Does the curriculum design meet the employment needs?	9	2	11
3	Does the curriculum ensure all round development of ward?	11	0	11
4	Does the curriculum design meet the needs of your industry/ work?	4	7	11
5	Does the candidates approached you for job opportunities have required skills	10	1	11
Over all opinion		45	10	55
in percentages		81.0%	9.0%	100.0%

Graphical Representation of the data obtained:



Alumni Feedback

Alumni feedback was obtained from the Alumni of the college on curriculum design & review in February 2019 and 9 forms were collected after a week. The data in these forms is tabulated as shown below. Out of 9 Alumni members 100% were satisfied with the curriculum of the courses offered in the college and rated excellent and very good. 10% of Alumni members suggested including more programmes on communication skills, soft skills and application oriented syllabus and to increase, job oriented courses.

Govt. Degree College for Women, Nalgonda

Alumni Feed Back Form on curriculum- Academic Year (2018-19)

S.No	Description	Yes	No	Total
1	The prescribed curriculum design helped you to gain knowledge	9	0	9
2	Is the course structure relevant to progress for higher levels	9	0	9
3	Is the course design applicable to real life situation	9	0	9
4	Did the course structure evoke research aptitude	9	0	9
5	Did the course structure helpful in your career	9	0	9
Over all openion		45	0	45
in percentages		100%	0%	100%

Graphical Representation of the data obtained:

