

### 6.5.3 QUALITY ASSURANCE INITIATIVES


#### ISO CERTIFICATE:

Provide the awareness training to each of the personal on the ISO 9001 requirements, Quality Policy & objective, process, procedure, criteria Teaching Plan, Organization chart of College.



## NAAC CERTIFICATE

**National Assessment and Accreditation Council (NAAC)** was established by the UGC in September 1994 at Bangalore for evaluating the performance of the Universities and Colleges in the Country. Government Degree College Eturnagaram Accredited 'B' Grade in **National Assessment and Accreditation Council (NAAC)**.



**राष्ट्रीय मूल्यांकन एवं प्रत्यायन परिषद**  
विश्वविद्यालय अनुदान आयोग का स्वायत्त संगठन  
**NATIONAL ASSESSMENT AND ACCREDITATION COUNCIL**  
*An Autonomous Institution of the University Grants Commission*

### Quality Profile


Name of the Institution : Government Degree College  
Place : Eturnagaram, Dist. Warangal, Telangana

| Criteria                                  | Weightage (W <sub>i</sub> ) | Criterion-wise Weighted Grade Point (CrWGP) | Criterion-wise Grade Point Averages (CrWGP <sub>i</sub> /W <sub>i</sub> ) |
|---|-----------------------------|---|---|
| I. Curricular Aspects                     | 100                         | 170   | 1.70  |
| II. Teaching-Learning and Evaluation      | 350                         | 780   | 2.23  |
| III. Research, Consultancy and Extension  | 150                         | 280   | 1.87  |
| IV. Infrastructure and Learning Resources | 100                         | 230   | 2.30  |
| V. Student Support and Progression        | 100                         | 220   | 2.20  |
| VI. Governance, Leadership & Management   | 100                         | 140   | 1.40  |
| VII. Innovations and Best Practices       | 100                         | 240   | 2.40  |
| <b>Total</b>                              | $\sum_{i=1}^7 W_i = 1000$   | $\sum_{i=1}^7 CrWGP_i = 2060$               |   |

$$\text{Institutional CGPA} = \frac{\sum_{i=1}^7 CrWGP_i}{\sum_{i=1}^7 W_i} = \frac{2060}{1000} = 2.06$$

Grade = **B**      Descriptor = **GOOD**

Date : May 01, 2015



Director

• This certification is valid for a period of Five years with effect from May 01, 2015  
 • An Institutional CGPA on four point scale in the range of 3.01 - 4.00 denotes A grade (Very Good), 2.01 - 3.00 denotes B grade (Good), 1.51 - 2.00 denotes C grade (Satisfactory)  
 • Scores rounded off to the nearest integer

EC/SC/06/AA/A/990

## NIRF

The **National Institutional Ranking Framework** (NIRF) was approved by the MHRD and launched by Honourable Minister of Human Resource Development on 29th September 2015.

**National Institutional Ranking Framework**  
Ministry of Education  
Government of India  
Welcome to Data Capturing System: COLLEGE

Submitted Institute Data for NIRF'2021'

Institute Name: Government Degree College, Eturu Nagaram [IR-C-C-27573]

**Sanctioned (Approved) Intake**

| Academic Year           | 2019-20 | 2018-19 | 2017-18 | 2016-17 | 2015-16 | 2014-15 |
|-------------------------|---------|---------|---------|---------|---------|---------|
| UG [3 Years Program(s)] | 420     | 660     | 640     | -       | -       | -       |

**Total Actual Student Strength (Program(s) Offered by Your Institution)**

| (All programs of all years) | No. of Male Students | No. of Female Students | Total Students | Within State (including male & female) | Outside State (including male & female) | Outside Country (including male & female) | Economically Backward (including male & female) | Socially Challenged (SC-ST-OBC including male & female) | No. of students receiving full tuition fee reimbursement from the State and Central Government | No. of students receiving full tuition fee reimbursement from Institution Funds | No. of students receiving full tuition fee reimbursement from the Private Bodies | No. of students who are not receiving full tuition fee reimbursement |
|-----------------------------|----------------------|------------------------|----------------|--|---|---|---|---|--|---|--|--|
| UG [3 Years Program(s)]     | 356                  | 266                    | 622            | 622                                    | 0                                       | 0   | 6   | 616   | 301  | 0   | 0  | 321  |

**Placement & Higher Studies**

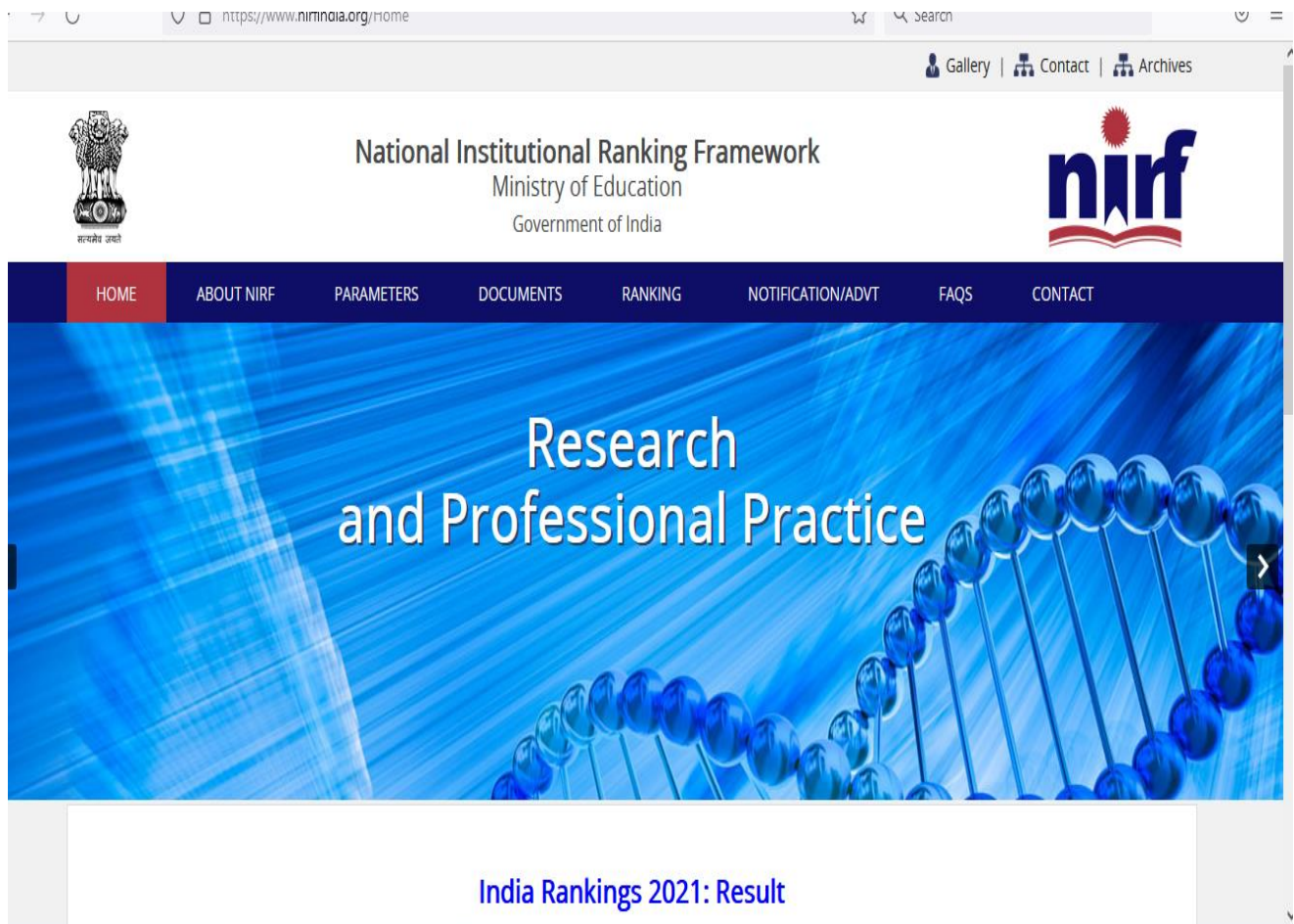
**UG [3 Years Program(s)]: Placement & higher studies for previous 3 years**

| Academic Year | No. of first year students intake in the year | No. of first year students admitted in the year | Academic Year | No. of students graduating in minimum stipulated time | No. of students placed | Median salary of placed graduates(Amount in Rs.) | No. of students selected for Higher Studies |
|---------------|---|---|---------------|---|------------------------|--|---|
| 2015-16       | 640   | 339   | 2017-18       | 108   | 25                     | 156000(One lakh fifty six thousand only)         | 7   |
| 2016-17       | 640   | 247   | 2018-19       | 24  | 5                      | 156000(One lakh fifty six thousand only)         | 6   |
| 2017-18       | 640   | 247   | 2019-20       | 93  | 1                      | 120000(One lakh twenty thousand only)            | 6   |

**Financial Resources: Utilised Amount for the Capital expenditure for previous 3 years**

| Academic Year  | 2019-20                      | 2018-19                           | 2017-18   |
|--|------------------------------|-----------------------------------|---|
|  | Utilised Amount              | Utilised Amount                   | Utilised Amount   |
| Annual Capital Expenditure on Academic Activities and Resources (excluding expenditure on buildings) |                              |                                   |   |
| Library  | 0 (ZERO)                     | 0 (ZERO)                          | 12063 (TWELVE THOUSAND AND SIXTY THREE ONLY)              |
| New Equipment for Laboratories   | 0 (ZERO)                     | 0 (ZERO)                          | 11859 (ELEVEN THOUSAND EIGHT EIGHT NINE ONLY)             |
| Other expenditure on creation of Capital Assets (excluding expenditure on Land and Building)         | 90000 (NINETY THOUSAND ONLY) | 85000 (EIGHTY FIVE THOUSAND ONLY) | 534596 (FIVE LAKH THIRTY FOUR THOUSAND SIX NINE SIX ONLY) |

**Financial Resources: Utilised Amount for the Operational expenditure for previous 3 years**







## India Rankings 2021: Result

India Rankings 2021 Released on 9th September 2021 by Hon'ble Minister of Education Shri Dharmendra Pradhan.

[Youtube](#) || [Facebook](#) || [Twitter](#)

About NIRF





National Institutional Ranking Framework  
Ministry of Education  
Government of India



[HOME](#)

[ABOUT NIRF](#)

[PARAMETERS](#)

[DOCUMENTS](#)

[RANKING](#)

[NOTIFICATION/ADVT](#)

[FAQS](#)

[CONTACT](#)

You are at [Home](#) [Parameters](#)

## Parameters



### Teaching, Learning & Resources (TLR)

- › Student Strength including Doctoral Students (SS)
- › Faculty-student ratio with emphasis on permanent faculty (FSR)
- › Combined metric for Faculty with PhD (or equivalent) and Experience (FQE)
- › Financial Resources and their Utilisation (FRU)