



**GOVERNMENT DEGREE COLLEGE NARSAMPET**  
WARANGAL DISTRICT (RURAL) 506132 TELANGANA STATE  
[wgl.jkc.nspt@gmail.com](mailto:wgl.jkc.nspt@gmail.com); **Mob.9849551559**  
website:<https://www.gdcts.cgg.gov.in/narsampet>



## **ACTION TAKEN REPORT OF FEEDBACK**

### **ACADEMIC YEAR 2020-21**

#### **ANALYSIS OF STUDENTS FEEDBACK ON LECTURERS SCORES** **NUMBER OF STUDENTS (FOR EACH LECTURER): 20**

In order to know the students feedback on Teachers, the college has a standard practice of collecting feedback from students at the end of every academic year. A pre designed feedback sheet is given to the students consisting of 20 questions on various parameters relating to the Teachers. The students are required to give the ranking ranging from I to V. The ranks are assigned as:

<b>S.No</b>	<b>Rank</b>	<b>Score (Weight)</b>
<b>01</b>	<b>I – Poor</b>	<b>+2</b>
<b>02</b>	<b>II - Average</b>	<b>+4</b>
<b>03</b>	<b>III - Good</b>	<b>+6</b>
<b>04</b>	<b>IV – Very Good</b>	<b>+8</b>
<b>05</b>	<b>V - Excellent</b>	<b>+10</b>

**Average Scores of the students feedback on Lecturers**  
(Number of Students 20 for each lecturer)

<b>S.No</b>	<b>Name of the Lecturer</b>	<b>Subject</b>	<b>Total Score</b>	<b>Average Score</b>	<b>Remarks</b>
01	Dr.A.Srinath	English	<b>184</b>	<b>9.20</b>	<b>Very Good +</b>
02	L.Satyanarayana	Telugu	<b>172</b>	<b>8.60</b>	<b>Very Good +</b>
03	Dr.T.Sumathi	Hindi	<b>174</b>	<b>8.70</b>	<b>Very Good +</b>
04	T.Ramesh	Mathematics	<b>176</b>	<b>8.80</b>	<b>Very Good +</b>
05	P.Tyagaiah	Physics	<b>178</b>	<b>8.90</b>	<b>Very Good +</b>
06	G.Prasoona	Chemistry	<b>176</b>	<b>8.80</b>	<b>Very Good +</b>
07	M.Narendar	Botany	<b>180</b>	<b>9.00</b>	<b>Very Good +</b>
08	Dr.J.Lakan Singh	Zoology	<b>178</b>	<b>8.90</b>	<b>Very Good +</b>
09	B.Ramesh	History	<b>180</b>	<b>9.00</b>	<b>Very Good +</b>
10	M.Sammaiah	Economics	<b>172</b>	<b>8.60</b>	<b>Very Good +</b>
11	G.Srinivas	Commerce	<b>176</b>	<b>8.80</b>	<b>Very Good +</b>
12	Dr.B.Vishnu Kumar	Commerce	<b>170</b>	<b>8.50</b>	<b>Very Good +</b>
13	Dr.I.Shivanagasrinu	Commerce	<b>172</b>	<b>8.60</b>	<b>Very Good +</b>
14	Dr.R.Kumaraswamy	Library Science	<b>174</b>	<b>8.70</b>	<b>Very Good +</b>
15	V.Poornachandar	Computer	<b>172</b>	<b>8.60</b>	<b>Very Good +</b>

A study of the average scores of the feedback of the students on lecturers shows that the average score for all the lecturers is more than 8.50 which is a very encouraging sign.

## ANALYSIS OF ALUMNI FEEDBACK SCORES

### Number of respondents 20

In order to ascertain the feedback from the Alumni a pre designed format consisting of 08 parameters is given to 20 outgoing students for the academic year 2020-21. The responses collected are tabulated and the summary of those responses along with the total scores and average scores are shown in the table below:

S. No	Parameters	Number of Responses					Total Responses	Total Score	Avg. Score
		Poor (2)	Average (4)	Good (6)	Very Good (8)	Excellent (10)			
01	College Building & Infrastructure	00	00	02	11	07	20	170	8.50
02	Library	00	00	01	11	08	20	174	8.70
03	Academic Facilities	00	00	00	11	09	20	178	8.90
04	Quality of Teaching	00	00	00	10	10	20	180	9.00
05	Skills enhancement Training	00	00	01	10	09	20	176	8.80
06	Sports & Games material	00	00	02	08	10	20	176	8.80
07	Support from Administrative Staff	00	00	01	10	09	20	176	8.80
08	Overall experience	00	00	01	08	11	20	180	9.00
	<b>Total</b>	<b>00</b>	<b>00</b>	<b>08</b>	<b>79</b>	<b>73</b>	<b>160</b>	<b>1410</b>	<b>8.81</b>

An analysis of the total scores and the average scores of all the parameters shows that the average score for all the parameters is more than 8.00. This indicates that almost all the alumni have rated all the parameters of the college as very good and above very good. The overall average score for all the parameters is 8.81 which is a very encouraging.

**ANALYSIS OF PARENTS FEEDBACK SCORES**  
**Number of respondents 20**

In order to ascertain the feedback from the parents a pre designed format consisting of 07 parameters is given to 20 parents for the academic year 2020-21. It is carefully observed that the parents of the students of different courses are included in the sample. The responses collected are tabulated and the summary of those responses along with the total scores and average scores are shown in the table below:

S. No	Parameters	Number of Responses					Total Responses	Total Score	Avg. Score
		Poor (2)	Average (4)	Good (6)	Very Good (8)	Excellent (10)			
01	Ambience of the college with respect to the facilities given to your wards.	00	00	01	11	08	20	174	8.70
02	College environment for the overall development of your ward.	00	00	00	11	09	20	178	8.90
03	Enough exposure to your ward as far as career orientation is concerned.	00	00	00	10	10	20	180	9.00
04	Faculty Available in the Subjects for effective teaching.	00	00	01	10	09	20	176	8.80
05	Availability and access of authorities regarding any queries.	00	00	02	08	10	20	176	8.80
06	Communication at the college end regarding the regular performance of your ward.	00	00	01	10	09	20	176	8.80
07	Your overall experience on college	00	00	01	08	11	20	180	9.00
	<b>Total</b>	<b>00</b>	<b>00</b>	<b>06</b>	<b>68</b>	<b>66</b>	<b>140</b>	<b>1240</b>	<b>8.86</b>

An analysis of the total scores and the average scores of all the parameters shows that the average score for all the parameters is more than 8.50. This indicates that almost all the alumni have rated all the parameters of the college as very good and above very good. The overall average score for all the parameters is 8.86 which is a very encouraging.



## ANALYSIS OF FEEDBACK SCORES RESOLUTIONS FOR THE ACADEMIC YEAR 2020-21

Date: 01.09.2021

A meeting of the staff members of the college is conducted in the Principal chamber under the chairmanship of the principal of the college Lt.Dr.B.Chandramouli to analyse the consolidated responses of the feedback forms received from the students, alumni and parents on the various parameters.

### **Resolutions towards Students feedback on Lecturers scores**

- The average score for all the lecturers is observed to be more than 8.50, which is very good+.
- From the various feedback sheets it is observed that students are expecting more guest lecturer's from experts, in view of this it is resolved to conduct atleast two guest lecture's in each semester for the benefit of the students.
- It is also resolved that the career guidance and competitive examination coaching shall be further strengthened for the benefit of the students.


### **Resolutions towards Alumni feedback scores**

- It is noted that all the alumni has given a very positive feedback on all the parameters and the overall average score is calculated as 8.81 which is a very good sign.
- As the lowest average is calculated for the college building and infrastructure facilities, it is resolved that necessary steps shall be taken to improve the infrastructure facilities to provide more facilities to the students.
- As few students have suggested to provide competitive examination coaching in more effective manner, it is decided that an exclusive training programme shall be conducted every year for 45 days for providing coaching to the students for preparation of competitive examination.
- It is also resolved that necessary steps shall be taken to improve the average score for all parameters by improving the facilities in the college.

### Resolutions towards Parents Feedback scores

- It is noted that all the parents has given a very positive feedback on all the parameters and the overall average score is calculated as 8.86 which is a very good sign.
- As the lowest average is calculated for the ambience of the college, it is resolved that necessary steps shall be taken to improve the infrastructure facilities to provide more facilities to the students.
- As few parents have suggested providing competitive examination coaching to the students, it is resolved to provide such coaching from the ensuing academic year.



  
Principal  
Government Degree College  
NARSAMPET Warangal Dist. (Rural)-50: 7  
16  
11/9/2021





**GOVERNMENT DEGREE COLLEGE NARSAMPET**  
WARANGAL DISTRICT (RURAL) 506132 TELANGANA STATE  
[wgl.jkc.nspt@gmail.com](mailto:wgl.jkc.nspt@gmail.com); **Mob.9849551559**  
website:<https://www.gdcts.cgg.gov.in/narsampet>



---

**Academic Year 2019-20**

**ANALYSIS OF STUDENTS FEEDBACK ON LECTURERS SCORES**  
**NUMBER OF STUDENTS (FOR EACH LECTURER): 25**

In order to know the students feedback on Lecturers, the college has a standard practice of collecting feedback from students at the end of every academic year. A pre designed feedback sheet is given to the students consisting of 20 questions on various parameters relating to the Teachers. The students are required to give the ranking ranging from I to V. The ranks are assigned as:

<b>S.No</b>	<b>Rank</b>	<b>Score (Weight)</b>
<b>01</b>	<b>I – Poor</b>	<b>+2</b>
<b>02</b>	<b>II - Average</b>	<b>+4</b>
<b>03</b>	<b>III - Good</b>	<b>+6</b>
<b>04</b>	<b>IV – Very Good</b>	<b>+8</b>
<b>05</b>	<b>V - Excellent</b>	<b>+10</b>

**Average Scores of the students feedback on Lecturers  
(Number of Students 25 for each lecturer)**

<b>S.No</b>	<b>Name of the Lecturer</b>	<b>Subject</b>	<b>Total Score</b>	<b>Average Score</b>	<b>Remarks</b>
01	Dr.A.Srinath	English	<b>225</b>	<b>9.00</b>	<b>Very Good +</b>
02	L.Satyanarayana	Telugu	<b>215</b>	<b>8.60</b>	<b>Very Good +</b>
03	Dr.T.Sumathi	Hindi	<b>220</b>	<b>8.80</b>	<b>Very Good +</b>
04	T.Ramesh	Mathematics	<b>220</b>	<b>8.80</b>	<b>Very Good +</b>
05	P.Tyagaiah	Physics	<b>215</b>	<b>8.60</b>	<b>Very Good +</b>
06	G.Prasoon	Chemistry	<b>220</b>	<b>8.80</b>	<b>Very Good +</b>
07	M.Narendar	Botany	<b>220</b>	<b>8.80</b>	<b>Very Good +</b>
08	Dr.J.Lakan Singh	Zoology	<b>225</b>	<b>9.00</b>	<b>Very Good +</b>
09	B.Ramesh	History	<b>218</b>	<b>8.72</b>	<b>Very Good +</b>
10	M.Sammaiah	Economics	<b>215</b>	<b>8.60</b>	<b>Very Good +</b>
11	G.Srinivas	Commerce	<b>213</b>	<b>8.52</b>	<b>Very Good +</b>
12	Dr.B.Vishnu Kumar	Commerce	<b>216</b>	<b>8.64</b>	<b>Very Good +</b>
13	J.Rajeeru	Commerce	<b>213</b>	<b>8.52</b>	<b>Very Good +</b>
14	Dr.R.Kumaraswamy	Library Science	<b>215</b>	<b>8.60</b>	<b>Very Good +</b>
15	V.Poornachandar	Computer	<b>218</b>	<b>8.72</b>	<b>Very Good +</b>

An observation of the average scored of the student's feedback on lecturers indicates that the average score for all the lecturers is more than 8.50 which is highly encouraging.



**ANALYSIS OF ALUMNI FEEDBACK SCORES**  
**Number of respondents 25**

In order to ascertain the feedback from the Alumni a pre designed format consisting of 08 parameters is given to 25 outgoing students for the academic year 2019.20. The responses collected are tabulated and the summary of those responses along with the total scores and average scores are shown in the table below:

S. No	Parameters	Number of Responses					Total Responses	Total Score	Avg. Score
		Poor (2)	Average (4)	Good (6)	Very Good (8)	Excellent (10)			
01	College Building & Infrastructure	00	00	02	14	09	25	214	8.56
02	Library	00	00	03	16	06	25	206	8.24
03	Academic Facilities	00	00	03	15	07	25	208	8.32
04	Quality of Teaching	00	00	02	12	11	25	218	8.72
05	Skills enhancement Training	00	00	01	12	12	25	216	8.64
06	Sports & Games material	00	00	04	13	08	25	208	8.32
07	Support from Administrative Staff	00	00	02	12	11	25	218	8.72
08	Overall experience	00	00	01	16	08	25	208	8.32
	<b>Total</b>	<b>00</b>	<b>00</b>	<b>18</b>	<b>112</b>	<b>70</b>	<b>200</b>	<b>1696</b>	<b>8.48</b>

An analysis of the total scores and the average scores of all the parameters clearly indicates that the average score for all the parameters is more than 8.00 which indicates that almost all the alumni have rated all the parameters of the college as above very good. The overall average score for all the parameters is 8.48 which is a very healthy sign.


## ANALYSIS OF PARENTS FEEDBACK SCORES

### Number of respondents 25

In order to ascertain the feedback from the parents a pre designed format consisting of 07 parameters is given to 25 parents for the academic year 2019-20. It is carefully observed that the parents of the students of different courses are included in the sample. The responses collected are tabulated and the summary of those responses along with the total scores and average scores are shown in the table below:

S. No	Parameters	Number of Responses					Total Responses	Total Score	Avg. Score
		Poor (2)	Average (4)	Good (6)	Very Good (8)	Excellent (10)			
01	Ambience of the college with respect to the facilities given to your wards.	00	00	01	13	11	25	220	8.80
02	College environment for the overall development of your ward.	00	00	02	12	11	25	218	8.72
03	Enough exposure to your ward as far as career orientation is concerned.	00	00	03	14	08	25	210	8.40
04	Faculty Available in the Subjects for effective teaching.	00	00	01	10	14	25	226	9.04
05	Availability and access of authorities regarding any queries.	00	00	02	14	09	25	214	8.56
06	Communication at the college end regarding the regular performance of your ward.	00	00	01	12	12	25	222	8.88
07	Your overall experience on college	00	00	01	10	14	25	226	9.04
	<b>Total</b>	<b>00</b>	<b>00</b>	<b>06</b>	<b>68</b>	<b>66</b>	<b>175</b>	<b>1536</b>	<b>8.77</b>

An analysis of the total scores and the average scores of all the parameters shows that the average score for all the parameters is more than 8.50. This indicates that almost all the alumni have rated all the parameters of the college as very good and above very good. The overall average score for all the parameters is 8.77 which is a very encouraging.



## ANALYSIS OF FEEDBACK SCORES RESOLUTIONS FOR THE ACADEMIC YEAR 2019-20

Date: 17-11-2020

A meeting of the staff members of the college is conducted in the Principal chamber under the chairmanship of the principal of the college Lt.Dr.B.Chandramouli to analyse the consolidated responses of the feedback forms received from the students, alumni and parents on the various parameters.

### **Resolutions towards Students' feedback on Lecturers scores**

- The average score for all the lecturers is observed to be more than 8.50, which is very good+.
- From the various feedback sheets it is observed that students are expecting more student related activities such as student seminars, quiz competitions, in view of this it is resolved that such activities shall be further strengthened for the benefit of the students.
- It is also resolved that the continuous evaluation system shall be implemented by conducting more tests for improving the overall result of the college.


### **Resolutions towards Alumni feedback scores**

- It is noted that all the alumni has given a very positive feedback on all the parameters and the overall average score is calculated as 8.48 which is encouraging.
- As the lowest average is calculated for the library, it is resolved that necessary steps shall be taken to further strengthen library by adding latest text books. Books, magazines and journals for competitive examinations are also to be strengthened for the benefit of the students.
- As few students have suggested to provide more sports material and also to give more coaching in sports, it is decided that the sports activity in the college is to be strengthened.
- It is also resolved that necessary steps shall be taken to improve the average score for all parameters by improving the facilities in the college.

### **Resolutions towards Parents Feedback scores**

- It is noted that all the parents has given a very positive feedback on all the parameters and the overall average score is calculated as 8.77 which is a very good sign.
- As the lowest average is calculated for the exposure towards career orientation, it is resolved that enough career orientation classes shall be conducted through career guidance cell of the college. Orientation lectures shall be conducted by inviting eminent personalities for giving guidance for the career orientation.
- As few parents have suggested providing competitive examination coaching to the students, it is resolved to provide such coaching.



  
Principal  
Government Degree College  
NARSAMPET Warangal Dist. (Ru-  
13/11/2020



**GOVERNMENT DEGREE COLLEGE NARSAMPET**  
WARANGAL DISTRICT (RURAL) 506132 TELANGANA STATE  
[wgl.jkc.nspt@gmail.com](mailto:wgl.jkc.nspt@gmail.com); **Mob.9849551559**  
website:<https://www.gdcts.cgg.gov.in/narsampet>



---

**Academic Year 2018-19**

**ANALYSIS OF STUDENTS FEEDBACK ON LECTURERS SCORES**  
**NUMBER OF STUDENTS (FOR EACH LECTURER): 20**

In order to know the students feedback on Teachers, the college has a standard practice of collecting feedback from students at the end of every academic year. A pre designed feedback sheet is given to the students consisting of 20 questions on various parameters relating to the Teachers. The students are required to give the ranking ranging from I to V. The ranks are assigned as:

<b>S.No</b>	<b>Rank</b>	<b>Score (Weight)</b>
<b>01</b>	<b>I – Poor</b>	<b>+2</b>
<b>02</b>	<b>II - Average</b>	<b>+4</b>
<b>03</b>	<b>III - Good</b>	<b>+6</b>
<b>04</b>	<b>IV – Very Good</b>	<b>+8</b>
<b>05</b>	<b>V - Excellent</b>	<b>+10</b>



**Average Scores of the students feedback on Lecturers  
(Number of Students 25 for each lecturer)**

<b>S.No</b>	<b>Name of the Lecturer</b>	<b>Subject</b>	<b>Total Score</b>	<b>Average Score</b>	<b>Remarks</b>
01	Dr.A.Srinath	English	<b>220</b>	<b>8.80</b>	<b>Very Good +</b>
02	L.Satyanarayana	Telugu	<b>216</b>	<b>8.64</b>	<b>Very Good +</b>
03	Dr.T.Sumathi	Hindi	<b>215</b>	<b>8.60</b>	<b>Very Good +</b>
04	T.Ramesh	Mathematics	<b>215</b>	<b>8.60</b>	<b>Very Good +</b>
05	P.Tyagaiah	Physics	<b>215</b>	<b>8.60</b>	<b>Very Good +</b>
06	G.Prasoona	Chemistry	<b>218</b>	<b>8.72</b>	<b>Very Good +</b>
07	M.Narendar	Botany	<b>220</b>	<b>8.80</b>	<b>Very Good +</b>
08	Dr.J.Lakan Singh	Zoology	<b>217</b>	<b>8.68</b>	<b>Very Good +</b>
09	B.Ramesh	History	<b>220</b>	<b>8.80</b>	<b>Very Good +</b>
10	M.Sammaiah	Economics	<b>216</b>	<b>8.64</b>	<b>Very Good +</b>
11	G.Srinivas	Commerce	<b>218</b>	<b>8.72</b>	<b>Very Good +</b>
12	I.Shivanagasrinu	Commerce	<b>220</b>	<b>8.80</b>	<b>Very Good +</b>
13	J.Rajeeru	Commerce	<b>217</b>	<b>8.68</b>	<b>Very Good +</b>
14	Dr.R.Kumaraswamy	Library Science	<b>216</b>	<b>8.64</b>	<b>Very Good +</b>
15	V.Poornachandar	Computer	<b>215</b>	<b>8.60</b>	<b>Very Good +</b>

An analysis of the average scores of the feedback of the students on lecturers clearly indicates that the average score for all the lecturers is more than 8.50, which indicates that all the lecturers are in the range of very good+ category for all the parameters.

**ANALYSIS OF ALUMNI FEEDBACK CORES**  
**Number of respondents 30**

In order to ascertain the feedback from the Alumni a pre designed format consisting of 08 parameters is given to 30 outgoing students for the academic year 2018-19. The responses collected are tabulated and the summary of those responses along with the total scores and average scores are shown in the table below:

S. No	Parameters	Number of Responses					Total Responses	Total Score	Avg. Score
		Poor (2)	Average (4)	Good (6)	Very Good (8)	Excellent (10)			
01	College Building & Infrastructure	00	00	05	18	07	30	244	8.13
02	Library	00	00	04	19	07	30	246	8.20
03	Academic Facilities	00	00	03	16	11	30	256	8.53
04	Quality of Teaching	00	00	03	08	19	30	272	9.06
05	Skills enhancement Training	00	00	04	20	06	30	244	8.13
06	Sports & Games material	00	00	06	17	07	30	242	8.06
07	Support from Administrative Staff	00	00	02	10	18	30	272	9.06
08	Overall experience	00	00	07	10	13	30	252	8.40
	<b>Total</b>	<b>00</b>	<b>00</b>	<b>44</b>	<b>118</b>	<b>78</b>	<b>30</b>	<b>2028</b>	<b>8.45</b>

An analysis of the total scores and the average scores of all the parameters clearly indicates that the average score for all the parameters is more than 8.00 which indicates that almost all the alumni have rated all the parameters of the college as above very good. The overall average score for all the parameters is 8.45 which is a very healthy sign.



**ANALYSIS OF PARENTS FEEDBACK SCORES**  
**Number of respondents 30**

In order to ascertain the feedback from the parents a pre designed format consisting of 07 parameters is given to 30 parents for the academic year 2018-19. It is carefully observed that the parents of the students of different courses are included in the sample. The responses collected are tabulated and the summary of those responses along with the total scores and average scores are shown in the table below:

S. No	Parameters	Number of Responses					Total Responses	Total Score	Avg. Score
		Poor (2)	Average (4)	Good (6)	Very Good (8)	Excellent (10)			
01	Ambience of the college with respect to the facilities given to your wards.	00	00	02	15	13	30	262	8.73
02	College environment for the overall development of your ward.	00	00	03	16	11	30	256	8.53
03	Enough exposure to your ward as far as career orientation is concerned.	00	00	02	17	11	30	258	8.60
04	Faculty Available in the Subjects for effective teaching.	00	00	02	15	13	30	262	8.73
05	Availability and access of authorities regarding any queries.	00	00	01	16	13	30	264	8.80
06	Communication at the college end regarding the regular performance of your ward.	00	00	01	15	14	30	266	8.67
07	Your overall experience on college	00	00	02	14	14	30	264	8.80
	<b>Total</b>	<b>00</b>	<b>00</b>	<b>13</b>	<b>108</b>	<b>89</b>	<b>210</b>	<b>1832</b>	<b>8.72</b>

An analysis of the total scores and the average scores of all the parameters shows that the average score for all the parameters is more than 8.50. This indicates that almost all the alumni have rated all the parameters of the college as very good and above very good. The overall average score for all the parameters is 8.72 which is a very encouraging.



## ANALYSIS OF FEEDBACK SCORES RESOLUTIONS FOR THE ACADEMIC YEAR 2018-19

Date: 26-07-2019

A meeting of the staff members of the college is conducted in the Principal chamber under the chairmanship of the principal of the college Lt.Dr.B.Chandramouli to analyse the consolidated responses of the feedback forms received from the students, alumni and parents on the various parameters.

### **Resolutions towards Students' feedback on Lecturers scores**

- The average score for all the lecturers is observed to be more than 8.50 which indicates that all the lecturers are in the range of very good+.
- It is resolved to conduct the PG entrance and competitive examination coaching more effectively for the future settlement and progression of the students in more effective manner.
- It is observed that students are expecting revision classes after the completion of the syllabus, in view of this it is resolved to conduct revision classes for important topics at before end of each semester.


### **Resolutions towards Alumni feedback scores**

- It is noted that all the alumni has given a very positive feedback on all the parameters and the overall average score is calculated as 8.45 which is encouraging.
- As the lowest average is calculated for the college building and infrastructure facilities, it is resolved that necessary steps shall be taken to improve the infrastructure facilities to provide more facilities to the students.
- It is also noted that the among the different averages skill enhancement training is also having the lowest average. In this regard it is resolved that the skill enhancement training programmes shall be conducted in more effective manner for enhancing the various skills of the students.
- It is also resolved that necessary steps shall be taken to improve the average score for all parameters by improving the facilities in the college.

### Resolutions towards Parents Feedback scores

- It is noted that all the parents has given a very positive feedback on all the parameters and the overall average score is calculated as 8.72 which is a very good sign.
- As the lowest average is calculated college environment for the overall development of the ward, in view of this it is resolved that all the necessary measures shall be taken to provide more learning facilities such as career guidance, competitive examination coaching, digital library, guest lectures, extension lectures for the benefit of the students.



  
Principal  
Government Degree College  
NARSAMPET Warangal Dist. (Rural)-506132



**GOVERNMENT DEGREE COLLEGE NARSAMPET**  
WARANGAL DISTRICT (RURAL) 506132 TELANGANA STATE  
[wgl.jkc.nspt@gmail.com](mailto:wgl.jkc.nspt@gmail.com); **Mob.9849551559**  
website:<https://www.gdcts.cgg.gov.in/narsampet>



---

**Academic Year 2017-18**

**ANALYSIS OF STUDENTS FEEDBACK ON LECTURERS SCORES**  
**NUMBER OF STUDENTS (FOR EACH LECTURER): 25**

In order to know the students feedback on Teachers, the college has a standard practice of collecting feedback from students at the end of every academic year. A pre designed feedback sheet is given to the students consisting of 20 questions on various parameters relating to the Teachers. The students are required to give the ranking ranging from I to V. The ranks are assigned as:

<b>S.No</b>	<b>Rank</b>	<b>Score (Weight)</b>
<b>01</b>	<b>I – Poor</b>	<b>+2</b>
<b>02</b>	<b>II - Average</b>	<b>+4</b>
<b>03</b>	<b>III - Good</b>	<b>+6</b>
<b>04</b>	<b>IV – Very Good</b>	<b>+8</b>
<b>05</b>	<b>V - Excellent</b>	<b>+10</b>

**Average Scores of the students feedback on Lecturers**  
(Number of Students 25 for each lecturer)

<b>S.No</b>	<b>Name of the Lecturer</b>	<b>Subject</b>	<b>Total Score</b>	<b>Average Score</b>	<b>Remarks</b>
01	Dr.E.Satyanarayana	English	<b>213</b>	<b>8.52</b>	<b>Very Good +</b>
02	Dr.M.Naveen	English	<b>215</b>	<b>8.60</b>	<b>Very Good +</b>
03	G.Venkateshwarlu	Telugu	<b>215</b>	<b>8.60</b>	<b>Very Good +</b>
04	Dr.T.Aruna	Hindi	<b>216</b>	<b>8.64</b>	<b>Very Good +</b>
05	E.Komraiah	Mathematics	<b>216</b>	<b>8.64</b>	<b>Very Good +</b>
06	Dr.K.Narendar Reddy	Physics	<b>218</b>	<b>8.72</b>	<b>Very Good +</b>
07	K.Satyanarayan	Chemistry	<b>220</b>	<b>8.80</b>	<b>Very Good +</b>
08	Dr.J.Uma Rani	Chemistry	<b>217</b>	<b>8.68</b>	<b>Very Good +</b>
09	D.Parvathi	Botany	<b>220</b>	<b>8.80</b>	<b>Very Good +</b>
10	T.Bheem Rao	Zoology	<b>216</b>	<b>8.64</b>	<b>Very Good +</b>
11	G.Sujatha	Commerce	<b>218</b>	<b>8.72</b>	<b>Very Good +</b>
12	G.Srinivas	Commerce	<b>220</b>	<b>8.80</b>	<b>Very Good +</b>
13	B.Ramesh	History	<b>217</b>	<b>8.68</b>	<b>Very Good +</b>
14	K.Surya Rao	Economics	<b>216</b>	<b>8.64</b>	<b>Very Good +</b>
15	G.Gajanan	Political Science	<b>215</b>	<b>8.60</b>	<b>Very Good +</b>
16	N.Cobal Singh	Zoology	<b>214</b>	<b>8.56</b>	<b>Very Good +</b>
17	D.Kishore	Physics	<b>215</b>	<b>8.60</b>	<b>Very Good +</b>
18	V.Purnachandar	Computer Science	<b>217</b>	<b>8.68</b>	<b>Very Good +</b>
19	T.Venkanna	Zoology	<b>216</b>	<b>8.64</b>	<b>Very Good +</b>
20	V.Devendar	Botany	<b>215</b>	<b>8.60</b>	<b>Very Good +</b>
21	K.Ramesh	Computer Science	<b>216</b>	<b>8.64</b>	<b>Very Good +</b>
22	P.Monika	Chemistry	<b>213</b>	<b>8.52</b>	<b>Very Good +</b>
23	Ch.Venkataiah	History	<b>214</b>	<b>8.56</b>	<b>Very Good +</b>
24	B.Swetha	Botany	<b>216</b>	<b>8.64</b>	<b>Very Good +</b>
25	S.Radhika	Commerce	<b>217</b>	<b>8.68</b>	<b>Very Good +</b>
26	J.Shankar	Mathematics	<b>218</b>	<b>8.72</b>	<b>Very Good +</b>
27	T.Venkanna	Physics	<b>217</b>	<b>8.68</b>	<b>Very Good +</b>

An analysis of the average scores for all the lecturers indicates that the average score is more than 8.50, which is highly satisfied.



## ANALYSIS OF ALUMNI FEEDBACK

### Number of respondents 30

In order to ascertain the feedback from the Alumni a pre designed format consisting of 08 parameters is given to 30 outgoing students for the academic year 2017-18. The responses collected are tabulated and the summary of those responses along with the total scores and average scores are shown in the table below:

S. No	Parameters	Number of Responses					Total Responses	Total Score	Avg. Score
		Poor (2)	Average (4)	Good (6)	Very Good (8)	Excellent (10)			
01	College Building & Infrastructure	00	00	04	18	08	30	248	8.27
02	Library	00	00	02	20	08	30	252	8.40
03	Academic Facilities	00	00	02	17	11	30	258	8.60
04	Quality of Teaching	00	00	01	10	19	30	276	9.20
05	Skills enhancement Training	00	00	02	21	07	30	250	8.33
06	Sports & Games material	00	00	04	18	08	30	248	8.27
07	Support from Administrative Staff	00	00	03	11	16	30	266	8.87
08	Overall experience	00	00	05	11	14	30	266	8.87
	<b>Total</b>	<b>00</b>	<b>00</b>	<b>23</b>	<b>126</b>	<b>92</b>	<b>240</b>	<b>2064</b>	<b>8.60</b>

An analysis of the total scores and the average scores of all the parameters clearly indicates that the average score for all the parameters is more than 8.00 which indicates that almost all the alumni have rated all the parameters of the college as above very good. The overall average score for all the parameters is 8.60 which is a very healthy sign.

**ANALYSIS OF PARENTS FEEDBACK**  
**Number of respondents 30**

In order to ascertain the feedback from the parents a pre designed format consisting of 07 parameters is given to 30 parents for the academic year 2017-18. It is carefully observed that the parents of the students of different courses are included in the sample. The responses collected are tabulated and the summary of those responses along with the total scores and average scores are shown in the table below:

S. No	Parameters	Number of Responses					Total Responses	Total Score	Avg. Score
		Poor (2)	Average (4)	Good (6)	Very Good (8)	Excellent (10)			
01	Ambience of the college with respect to the facilities given to your wards.	00	00	03	14	13	30	260	8.67
02	College environment for the overall development of your ward.	00	00	02	15	13	30	262	8.73
03	Enough exposure to your ward as far as career orientation is concerned.	00	00	02	15	13	30	262	8.73
04	Faculty Available in the Subjects for effective teaching.	00	00	02	14	14	30	264	8.80
05	Availability and access of authorities regarding any queries.	00	00	01	14	15	30	268	8.93
06	Communication at the college end regarding the regular performance of your ward.	00	00	00	15	15	30	270	9.00
07	Your overall experience on college	00	00	02	12	16	30	268	8.93
	<b>Total</b>	<b>00</b>	<b>00</b>	<b>12</b>	<b>99</b>	<b>99</b>	<b>210</b>	<b>1854</b>	<b>8.83</b>

An analysis of the total scores and the average scores of all the parameters shows that the average score for all the parameters is more than 8.50. This indicates that almost all the alumni have rated all the parameters of the college as very good and above very good. The overall average score for all the parameters is 8.83 which is a very encouraging.





## ANALYSIS OF FEEDBACK SCORES RESOLUTIONS FOR THE ACADEMIC YEAR 2017-18

Date: 09-07-2018

A meeting of the staff members of the college is conducted in the Principal chamber under the chairmanship of the principal of the college Lt.Dr.B.Chandramouli to analyse the consolidated responses of the feedback forms received from the students, alumni and parents on the various parameters.

### **Resolutions towards Students' feedback on Lecturers scores**

- The average score for all the lecturers is observed to be more than 8.50 which indicates that all the lecturers are in the range of very good+.
- It is resolved to further strengthen the student related activities such as student seminar, quiz, group discussions, debates for the overall development of the students.
- It is resolved to conduct the PG entrance and competitive examination coaching more effectively for the future settlement and progression of the students in more effective manner.
- It is observed that students are expecting revision classes after the completion of the syllabus, in view of this it is resolved to conduct revision classes for important topics at before end of each semester.

### **Resolutions towards the Alumni feedback scores**


- It is noted that all the alumni has given a very positive feedback on all the parameters and the overall average score is calculated as 8.60 which is encouraging.
- As the lowest average is calculated for the college building and infrastructure facilities, it is resolved that necessary steps shall be taken to improve the infrastructure facilities to provide more facilities to the students.
- It is also noted that the among the different averages skill enhancement training is also having the lowest average. In this regard it is resolved that the skill enhancement training programmes shall be conducted in more effective manner for enhancing the various skills of the students.

- It is also resolved that necessary steps shall be taken to improve the average score for all parameters by improving the facilities in the college.

#### **Resolutions towards the Parents Feedback scores**

- It is noted that all the parents has given a very positive feedback on all the parameters and the overall average score is calculated as 8.83 which is a very good sign.
- As the lowest average is calculated for the ambience of the college, it is resolved that necessary steps shall be taken to improve the infrastructure facilities to provide more facilities to the students.
- As few parents have suggested to focus on the overall development of the students and also to provide competitive examination coaching, it is resolved to take all the necessary measures in this direction under the supervision of career and guidance cell of the college..



  
Principal  
Government Degree College  
NARSAMPET Warangal Dist. (Rural)-506132



**GOVERNMENT DEGREE COLLEGE NARSAMPET**  
WARANGAL DISTRICT (RURAL) 506132 TELANGANA STATE  
[wgl.jkc.nspt@gmail.com](mailto:wgl.jkc.nspt@gmail.com); **Mob.9849551559**  
website:<https://www.gdcts.cgg.gov.in/narsampet>



---

**Academic Year 2016-17**

**ANALYSIS OF STUDENTS FEEDBACK ON LECTURERS SCORES**  
**NUMBER OF STUDENTS (FOR EACH LECTURER): 30**

In order to know the students feedback on Teachers, the college has a standard practice of collecting feedback from students at the end of every academic year. A pre designed feedback sheet is given to the students consisting of 20 questions on various parameters relating to the Teachers. The students are required to give the ranking ranging from I to V. The ranks are assigned as:

<b>S.No</b>	<b>Rank</b>	<b>Score (Weight)</b>
<b>01</b>	<b>I – Poor</b>	<b>+2</b>
<b>02</b>	<b>II - Average</b>	<b>+4</b>
<b>03</b>	<b>III - Good</b>	<b>+6</b>
<b>04</b>	<b>IV – Very Good</b>	<b>+8</b>
<b>05</b>	<b>V - Excellent</b>	<b>+10</b>

**Average Scores of the students feedback on Lecturers**  
(Number of Students 30 for each lecturer)

<b>S.No</b>	<b>Name of the Lecturer</b>	<b>Subject</b>	<b>Total Score</b>	<b>Average Score</b>	<b>Remarks</b>
01	Dr.E.Satyanarayana	English	<b>261</b>	<b>8.70</b>	<b>Very Good +</b>
02	Dr.M.Naveen	English	<b>270</b>	<b>9.00</b>	<b>Very Good +</b>
03	G.Venkateshwarlu	Telugu	<b>258</b>	<b>8.60</b>	<b>Very Good +</b>
04	Dr.T.Aruna	Hindi	<b>255</b>	<b>8.50</b>	<b>Very Good +</b>
05	E.Komraiah	Mathematics	<b>262</b>	<b>8.73</b>	<b>Very Good +</b>
06	Dr.K.Narendar Reddy	Physics	<b>258</b>	<b>8.60</b>	<b>Very Good +</b>
07	K.Satyanarayan	Chemistry	<b>255</b>	<b>8.50</b>	<b>Very Good +</b>
08	Dr.J.Uma Rani	Chemistry	<b>265</b>	<b>8.83</b>	<b>Very Good +</b>
09	D.Parvathi	Botany	<b>268</b>	<b>8.93</b>	<b>Very Good +</b>
10	T.Bheem Rao	Zoology	<b>266</b>	<b>8.87</b>	<b>Very Good +</b>
11	G.Sujatha	Commerce	<b>270</b>	<b>9.00</b>	<b>Very Good +</b>
12	G.Srinivas	Commerce	<b>265</b>	<b>8.83</b>	<b>Very Good +</b>
13	B.Ramesh	History	<b>270</b>	<b>9.00</b>	<b>Very Good +</b>
14	K.Surya Rao	Economics	<b>262</b>	<b>8.73</b>	<b>Very Good +</b>
15	G.Gajanan	Political Science	<b>273</b>	<b>9.10</b>	<b>Very Good +</b>
16	N.Cobal Singh	Zoology	<b>255</b>	<b>8.50</b>	<b>Very Good +</b>
17	D.Kishore	Physics	<b>258</b>	<b>8.60</b>	<b>Very Good +</b>
18	V.Purnachandar	Computer Science	<b>265</b>	<b>8.83</b>	<b>Very Good +</b>
19	T.Venkanna	Zoology	<b>255</b>	<b>8.50</b>	<b>Very Good +</b>
20	V.Devendar	Botany	<b>262</b>	<b>8.73</b>	<b>Very Good +</b>
21	K.Ramesh	Computer Science	<b>266</b>	<b>8.87</b>	<b>Very Good +</b>
22	P.Monika	Chemistry	<b>257</b>	<b>8.57</b>	<b>Very Good +</b>
23	Ch.Venkataiah	History	<b>256</b>	<b>8.53</b>	<b>Very Good +</b>
24	B.Swetha	Botany	<b>255</b>	<b>8.50</b>	<b>Very Good +</b>
25	S.Radhika	Commerce	<b>265</b>	<b>8.83</b>	<b>Very Good +</b>
26	J.Shankar	Mathematics	<b>266</b>	<b>8.87</b>	<b>Very Good +</b>
27	T.Venkanna	Physics	<b>258</b>	<b>8.60</b>	<b>Very Good +</b>

An observation of the average scores for all the lecturers indicates that the average score is more than 8.50 which is very good+.

### **ANALYSIS OF ALUMNI FEEDBACK SCORES**

#### **Number of respondents 30**

In order to ascertain the feedback from the Alumni a pre designed format consisting of 08 parameters is given to 30 outgoing students for the academic year 2016-17. The responses collected are tabulated and the summary of those responses along with the total scores and average scores are shown in the table below:

S. No	Parameters	Number of Responses					Total Responses	Total Score	Avg. Score
		Poor (2)	Average (4)	Good (6)	Very Good (8)	Excellent (10)			
01	College Building & Infrastructure	00	00	03	19	08	30	250	8.33
02	Library	00	00	02	18	10	30	256	8.53
03	Academic Facilities	00	00	01	17	12	30	262	8.73
04	Quality of Teaching	00	00	00	11	19	30	278	9.27
05	Skills enhancement Training	00	00	02	20	08	30	252	8.40
06	Sports & Games material	00	00	02	19	09	30	254	8.47
07	Support from Administrative Staff	00	00	02	11	17	30	270	9.00
08	Overall experience	00	00	03	12	15	30	264	8.80
	<b>Total</b>	<b>00</b>	<b>00</b>	<b>23</b>	<b>126</b>	<b>92</b>	<b>240</b>	<b>2086</b>	<b>8.69</b>

An analysis of the total scores and the average scores of all the parameters clearly indicates that the average score for all the parameters is more than 8.00 which indicates that almost all the alumni have rated all the parameters of the college as above very good. The overall average score for all the parameters is 8.69 which is a very healthy sign.




**ANALYSIS OF PARENTS FEEDBACK SCORES**  
**Number of respondents 30**

In order to ascertain the feedback from the parents a pre designed format consisting of 07 parameters is given to 30 parents for the academic year 2016-17. It is carefully observed that the parents of the students of different courses are included in the sample. The responses collected are tabulated and the summary of those responses along with the total scores and average scores are shown in the table below:

S. No	Parameters	Number of Responses					Total Responses	Total Score	Avg. Score
		Poor (2)	Average (4)	Good (6)	Very Good (8)	Excellent (10)			
01	Ambience of the college with respect to the facilities given to your wards.	00	00	02	13	15	30	266	8.87
02	College environment for the overall development of your ward.	00	00	02	14	14	30	264	8.80
03	Enough exposure to your ward as far as career orientation is concerned.	00	00	01	15	14	30	266	8.87
04	Faculty Available in the Subjects for effective teaching.	00	00	00	16	14	30	268	8.93
05	Availability and access of authorities regarding any queries.	00	00	01	13	16	30	270	9.00
06	Communication at the college end regarding the regular performance of your ward.	00	00	00	16	14	30	268	8.93
07	Your overall experience on college	00	00	01	13	16	30	270	9.00
	<b>Total</b>	<b>00</b>	<b>00</b>	<b>07</b>	<b>100</b>	<b>103</b>	<b>210</b>	<b>1872</b>	<b>8.91</b>

An analysis of the total scores and the average scores of all the parameters shows that the average score for all the parameters is more than 8.50. This indicates that almost all the alumni have rated all the parameters of the college as very good and above very good. The overall average score for all the parameters is 8.91 which is a very encouraging.



## ANALYSIS OF FEEDBACK SCORES RESOLUTIONS FOR THE ACADEMIC YEAR 2016-17

Date: 07-08-2017

A meeting of the staff members of the college is conducted in the Principal chamber under the chairmanship of the principal of the college Lt.Dr.B.Chandramouli to analyse the consolidated responses of the feedback forms received from the students, alumni and parents on the various parameters.


### **Resolutions towards Students' feedback on lecturer's scores**

- The average score for all the lecturers is observed to be more than 8.50 which indicates that all the lecturers are in the range of very good+.
- It is observed that students are expecting revision classes after the completion of the syllabus, in view of this it is resolved to conduct revision classes for important topics at before end of each semester.
- It is resolved to conduct the PG entrance and competitive examination coaching more effectively for the future settlement and progression of the students in more effective manner.
- Slow learners shall be identified and extra coaching shall be provided to such slow learners.
- Remedial coaching shall be given in more effective manner to the failures and proper care shall be taken to improve the overall result of the college.

### **Resolutions towards the Alumni feedback scores**

- It is noted that all the alumni has given a very positive feedback on all the parameters and the overall average score is calculated as 8.69 which is encouraging.
- As the lowest average is calculated for the college building and infrastructure facilities, it is resolved that necessary steps shall be taken to improve the infrastructure facilities to provide more facilities to the students.





## ANALYSIS OF FEEDBACK SCORES RESOLUTIONS FOR THE ACADEMIC YEAR 2016-17

Date: 07-08-2017

A meeting of the staff members of the college is conducted in the Principal chamber under the chairmanship of the principal of the college Lt.Dr.B.Chandramouli to analyse the consolidated responses of the feedback forms received from the students, alumni and parents on the various parameters.

### **Resolutions towards Students' feedback on lecturer's scores**

- The average score for all the lecturers is observed to be more than 8.50 which indicates that all the lecturers are in the range of very good+.
- It is observed that students are expecting revision classes after the completion of the syllabus, in view of this it is resolved to conduct revision classes for important topics at before end of each semester.
- It is resolved to conduct the PG entrance and competitive examination coaching more effectively for the future settlement and progression of the students in more effective manner.
- Slow learners shall be identified and extra coaching shall be provided to such slow learners.
- Remedial coaching shall be given in more effective manner to the failures and proper care shall be taken to improve the overall result of the college.

### **Resolutions towards the Alumni feedback scores**

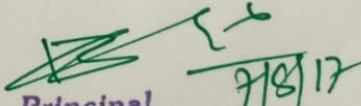
- It is noted that all the alumni has given a very positive feedback on all the parameters and the overall average score is calculated as 8.69 which is encouraging.
- As the lowest average is calculated for the college building and infrastructure facilities, it is resolved that necessary steps shall be taken to improve the infrastructure facilities to provide more facilities to the students.

- It is also noted that the among the different averages skill enhancement training is also having the lowest average. In this regard it is resolved that the skill enhancement training programmes shall be conducted in more effective manner for enhancing the various skills of the students.
- It is also resolved that necessary steps shall be taken to improve the average score for all parameters by improving the facilities in the college.

### **Resolutions towards the Parents Feedback scores**

- It is noted that all the parents has given a very positive feedback on all the parameters and the overall average score is calculated as 8.91 which is a very good sign.
- As the lowest average is calculated for the college environment towards the overall development of the students, it is resolved to take all appropriate steps in this direction. Along with the existing practices more guest lectures, extension lectures, career guidance, competitive examination coaching, personality development classes shall be conducted.
- As few parents have suggested to focus on the overall development of the students and also to provide competitive examination coaching, it is resolved to take all the necessary measures in this direction under the supervision of career and guidance cell of the college..



  
Principal  
Government Degree College  
NARSAMPET Warangal Dist. (Rural)-50