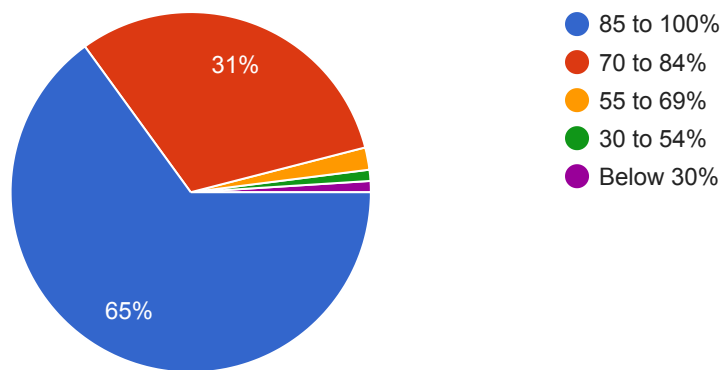


Student Satisfaction Survey-KNM GOVT DEGREE COLLEGE-MIRYALAGUDA-2019-2020

100 responses

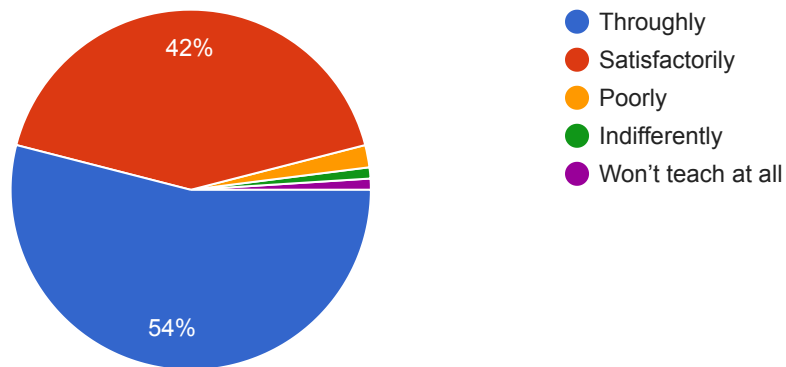
1-How much of the syllabus was covered in the class?

100 responses




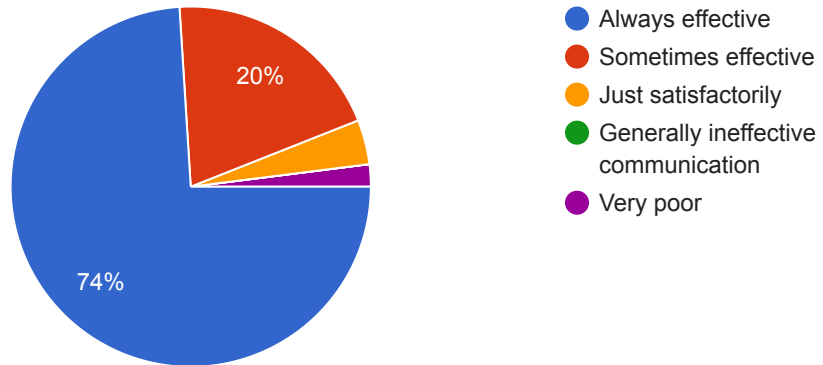
2-How well did the teachers prepare for the classes?

100 responses



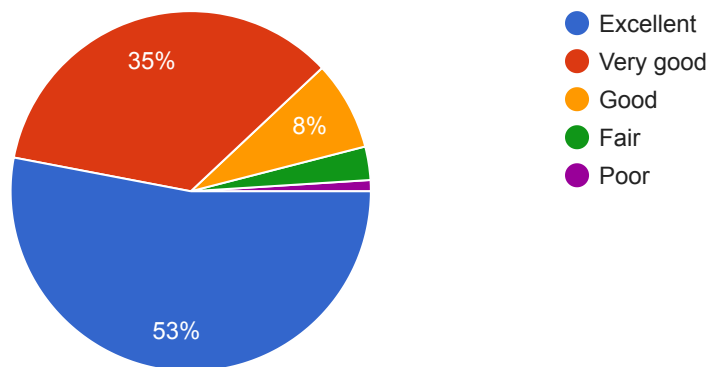
3. How well were the teachers able to communicate?

100 responses



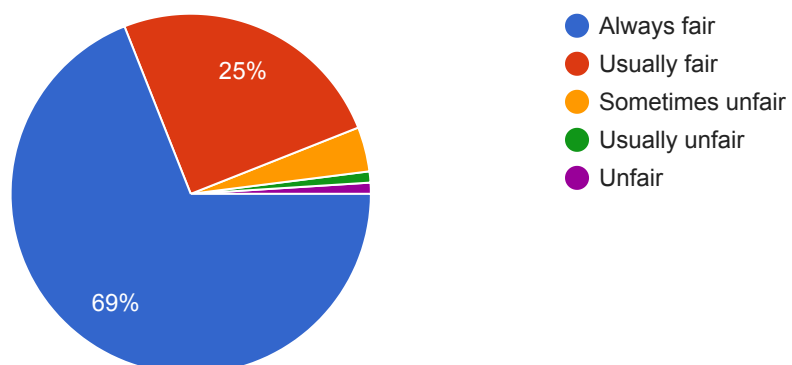
4. The teacher's approach to teaching can best be described as

100 responses



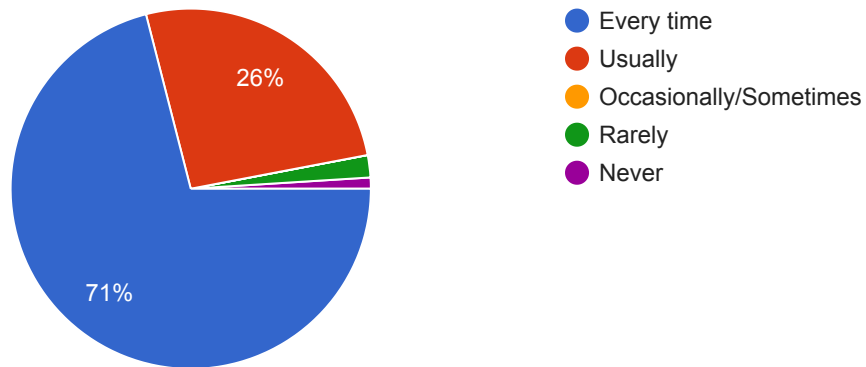
5. Fairness of the internal evaluation process by the teachers.

100 responses



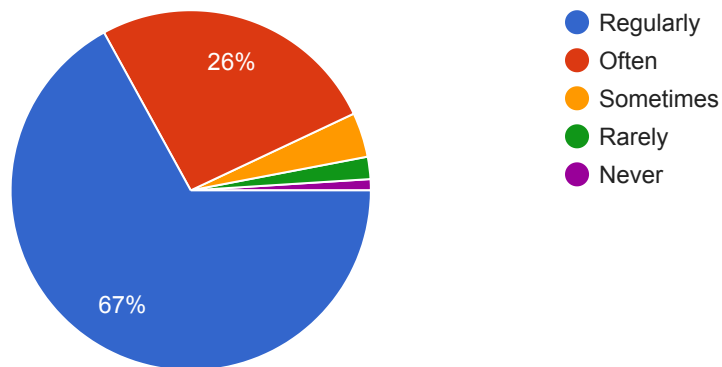
6. Was your performance in assignments discussed with you?

100 responses



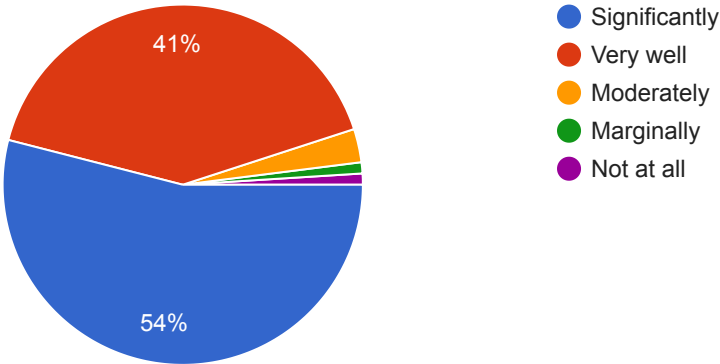
7. The institute takes active interest in promoting student exchange, field visit opportunities for students.

100 responses




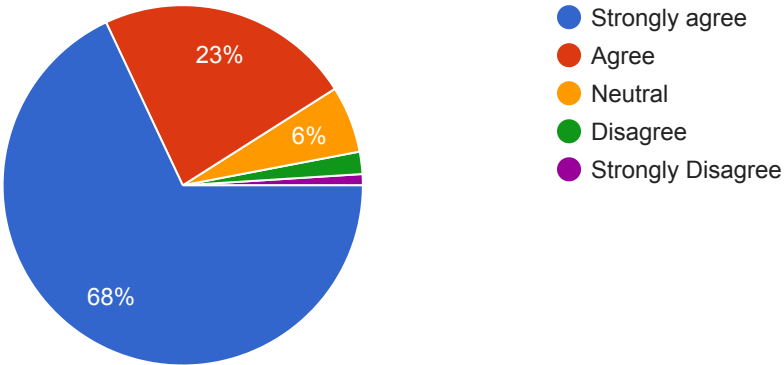
8. The teaching and mentoring process in your institution facilitates you in cognitive, social and emotional growth

100 responses




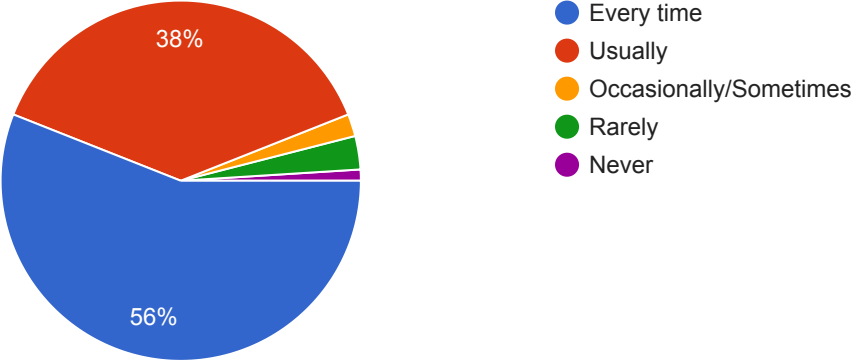
9. The institution provides multiple opportunities to learn and grow

100 responses



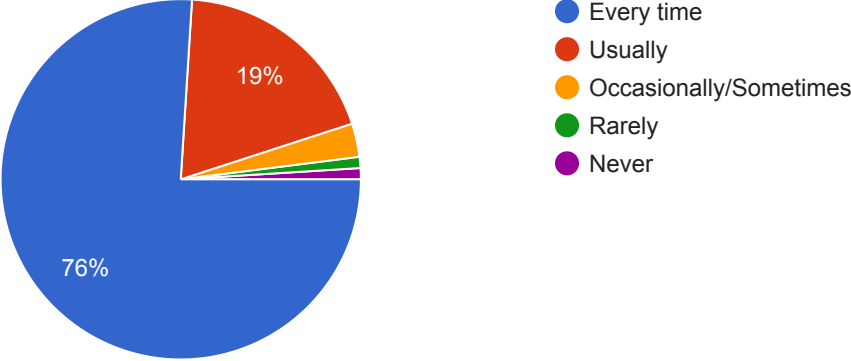
10. Teachers inform you about your expected competencies, course outcomes and program outcomes

100 responses



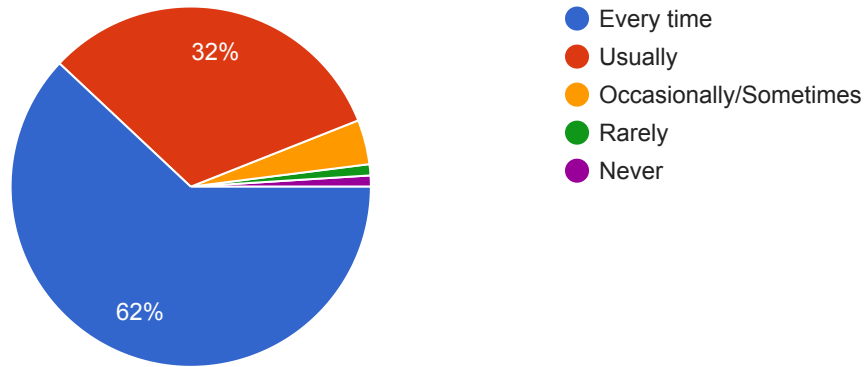
11. Your mentor does a necessary follow-up with an assigned task to you.*

100 responses



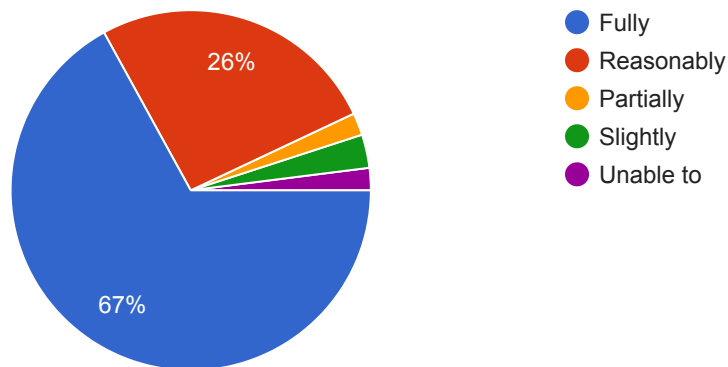
12. The teachers illustrate the concepts through examples and applications.

100 responses



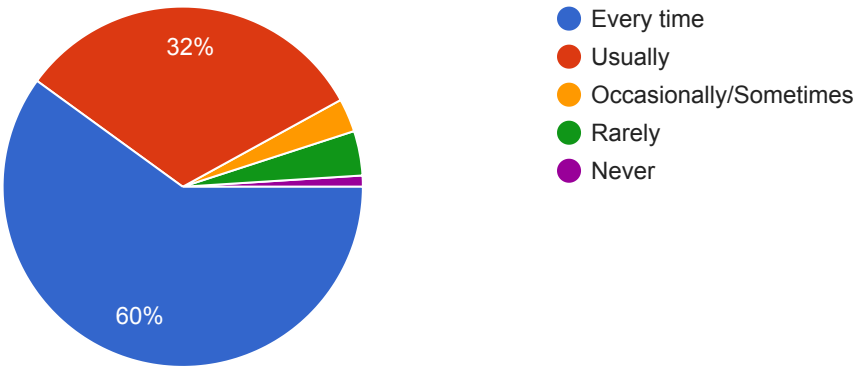
13. The teachers identify your strengths and encourage you with providing right level of challenges.

100 responses



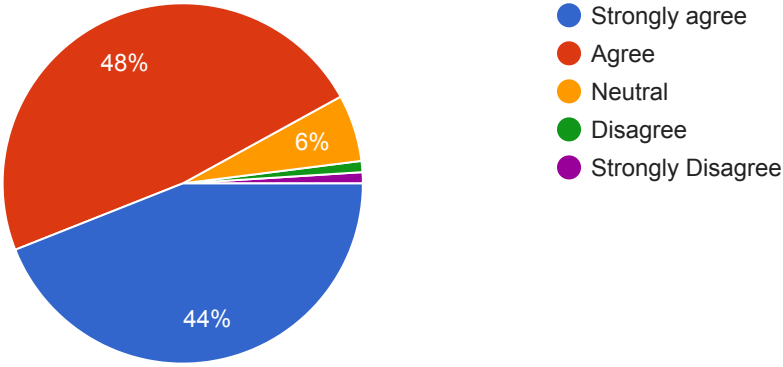
14. Teachers are able to identify your weaknesses and help you to overcome them.

100 responses



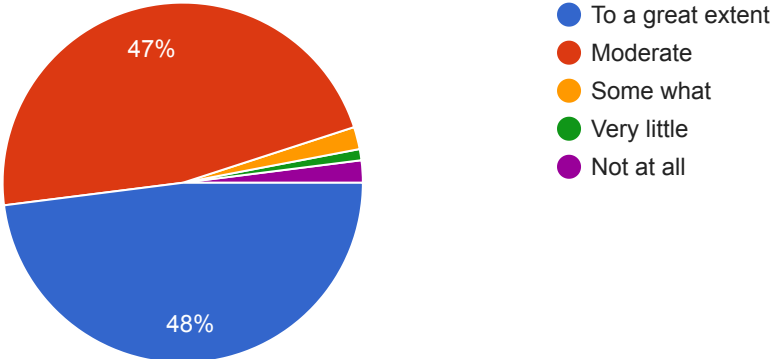
15. The institution makes effort to engage students in the monitoring, review and continuous quality improvement of the teaching learning process

100 responses



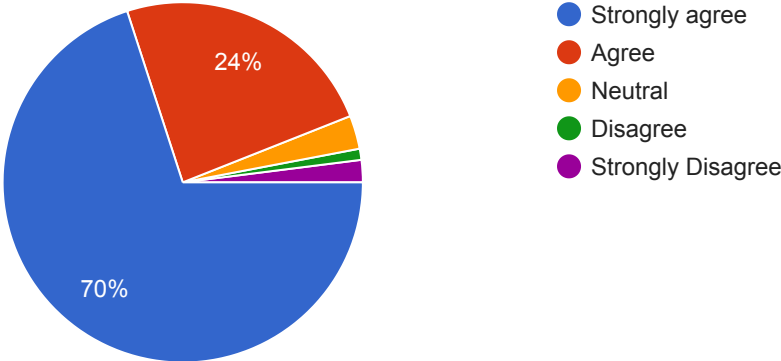
16. The institute/ teachers use student centric methods, such as experiential learning, participative learning and problem solving methodologies for enhancing learning experiences.

100 responses



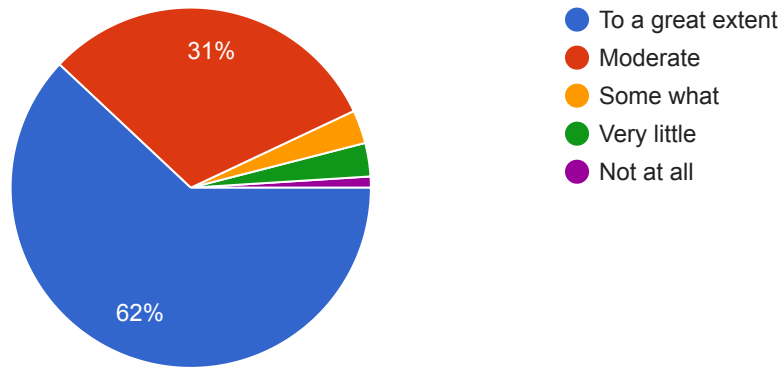
17. Teachers encourage you to participate in extracurricular activities.

100 responses



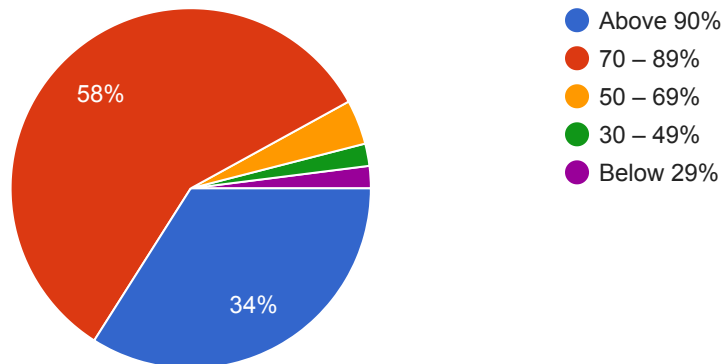
18. Efforts are made by the institute/ teachers to inculcate soft skills, life skills and employability skills to make you ready for the world of work.

100 responses



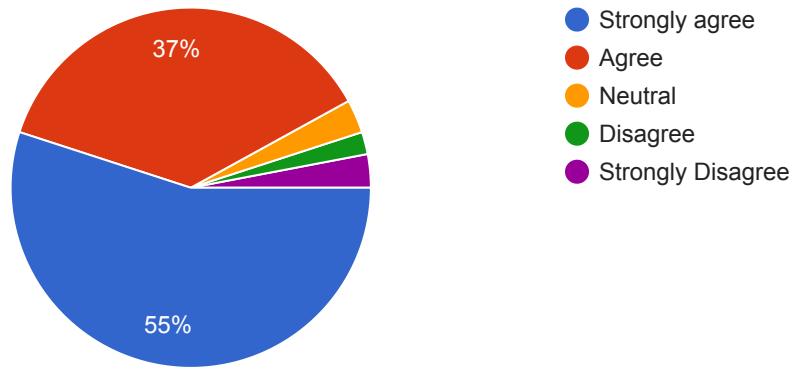
19. What percentage of teachers use ICT tools such as LCD projector, Multimedia, etc. while teaching.

100 responses



20. The overall quality of teaching-learning process in your institute is very good.

100 responses



21. Suggestions to improve the overall Teaching – Learning process in the Institution.

100 responses

Good

Satisfied

Super

We need more facilities

Need some bridge courses

Need extra class rooms

Its good

Good in my teche

Good my sir teche

This content is neither created nor endorsed by Google. [Report Abuse](#) - [Terms of Service](#) - [Privacy Policy](#).



KNM Govt. Degree College, Miryalaguda Nalgonda(Dist)
Teaching Learning Process
Student Satisfactory Survey Report : 2019 – 2020
Student Satisfaction Survey Questionnaire

Details of the student's response

1-How much of the syllabus was covered in the class?

85 to 100%- 65% - 70 to 84%- 31% - -55 to 69%- 2%--30 to 54%- 1%

2-How well did the teachers prepare for the classes?

Thoroughly-54%- - Satisfactorily-42%- - Poorly- 2%- - Indifferently-1%- - Won't teach at al-1%

3. How well were the teachers able to communicate?

Always effective-74%-- -Sometimes effective-20%-- just satisfactorily-4%- - Generally ineffective -0%-
communication-Nil- - Very poor-2%

4. The teacher's approach to teaching can best be described as

Excellent-53%-- Very good-35%- - Good-8% - Fair-3% - Poor-1%

5-Fairness of the internal evaluation process by the teachers

Always fair-69% - Usually fair-25%-- Sometimes unfair-4%-- Usually unfair-1% - Unfair-1%

6. Was your performance in assignments discussed with you?

Every time-71%--Usually-26%- Occasionally/ -0% Sometimes-0% Rarely-2% Never-1%

7. The institute takes active interest in promoting student exchange, field visit opportunities for students.

Regularly-67%- OftenSometimes-26% Rarely -2% Never-1%

8. The teaching and mentoring process in your institution facilitates you in cognitive, social and emotional growth

Significantly-54% -Very well-41%- Moderately- 3% --Marginally1%- Not at all1%

9. The institution provides multiple opportunities to learn and grow

Strongly agree- 68% Agree- 23% Neutral-6% Disagree-2% Strongly Disagree- 1%

10. Teachers inform you about your expected competencies, course outcomes and program outcomes

Every time -56% Usually-38% Occasionally/ Sometimes- 2% Rarely- 3% Never-1%

11. Your mentor does a necessary follow-up with an assigned task to you.
Every time-76% Usually-19% Occasionally/Sometimes-3% Rarely -1% Never-1%
12. The teachers illustrate the concepts through examples and applications.
Every time-62% Usually-32% Occasionally/Sometimes- 4% Rarely- 1% Never1%
13. The teachers identify your strengths and encourage you with providing right level of challenges.
Fully-67% Reasonably-26% Partially - 2% Slightly-3% Unable to-2%
14. Teachers are able to identify your weaknesses and help you to overcome them
Every time-60 Usually- 32% Occasionally/Sometimes -3% -Rarely -4% Never-1%
15. The institution makes effort to engage students in the monitoring, review and continuous quality improvement of the teaching learning process
Strongly agree – 44% -Agree-48% Neutral-6% DisagreeStrongly-1% Disagree-1%
16. The institute/ teachers use student centric methods, such as experiential learning, participative learning and problem solving methodologies for enhancing learning experiences.
To a great extent-48% Moderate -47% Somewhat-2% Very little- 1% Not at all-2%
17. Teachers encourage you to participate in extracurricular activities.100
Strongly agree-70% Agree- 24% Neutral -3% Disagree- 1% Strongly Disagree-2%
18. Efforts are made by the institute/ teachers to inculcate soft skills, life skills and employability skills to make you ready for the world of work.
To a great extent-62% Moderate32%- Somewhat-3% Very little- 3% Not at all-1%
19. What percentage of teachers use ICT tools such as LCD projector, Multimedia, etc. while teaching.
Above 90%-- 34% 70 – 89% --58% 50 – 69%--4% 30 – 49%--2% Below 29%--2%
20. The overall quality of teaching-learning process in your institute is very good.
Strongly agree -55% Agree-37% Neutral- 3% Disagree-2% Strongly Disagree-3%

U. P. Prasad
Principal
K.N.J.L. Govt. Degree College
MIRYALGUDA.