

GOVERNMENT DEGREE COLLEGE, BELLAMPALLY, DIST. MANCHERIAL, TELANGANA									
ANALYSIS REPORT OF STUDENT FEED BACK ON TEACHER'S PERFORMANCE (ON FIVE POINT RATING SCALE)									
NAME OF THE LECTURER: MA. RESHMA					SUBJECT: ECONOMICS				
NO. OF FEED BACK FORMS COLLECTED: 10									
S. No.	Item	Rating (Score)					Total Score secured	Average Score	Percentage
		I(2)	II(4)	III(6)	IV(8)	V(10)			
1	100% Syllabus coverage	*	*	06	40	40	86	8.6	86
2	Efforts in generating interest	*	*	42	16	10	68	6.8	68
3	Clarity of Expression	*	*	12	64	*	76	7.6	76
4	Subject content	*	*	12	56	10	78	7.8	78
5	Information on latest development in the subject	*	*	36	08	30	74	7.4	74
6	Using innovative methods of teaching	*	*	12	48	20	80	8.0	80
7	Interaction with the students	*	*	36	32	*	68	6.8	68
8	Use of teaching models	*	*	24	24	30	78	7.8	78
9	Guidance in student study project	*	*	18	40	20	78	7.8	78
10	Aptitude in conducting extension activities	*	*	36	24	10	70	7.0	70
11	Motivation to use Library and Internet	*	*	18	48	10	76	7.6	76
12	Guidance in student seminars	*	*	24	40	10	74	7.4	74
13	Valuation of answer scripts and discussion	*	*	24	32	20	76	7.6	76
14	Remedial Coaching and preparation for Annual examinations	*	*	18	48	10	76	7.6	76
15	Regularity and Punctuality	*	*	30	16	30	76	7.6	76
16	Guidance in Extra Curricular Activities	*	*	30	16	30	76	7.6	76
17	Counseling and Career Guidance	*	*	24	40	10	74	7.4	74
18	Academic Interaction beyond class room	*	*	30	32	10	72	7.2	72
19	Concern for students	*	*	18	40	20	78	7.8	78
20	Overall opinion	*	*	06	40	40	86	8.6	86

DEPARTMENT OF ECONOMICS

Teacher's Self Analysis Report on student's views on teacher's performance


Our college has made an effort to assess the student feedback on teacher.

In order to analyze the lag areas of the teacher's teaching for further improvement, feedback from students has been received. We have taken feedback randomly from 10 students out of 63 students from B.A during the academic year 2017-2018.

The feedback consists of as many as 20 questions on various aspects of teacher's performance like regularity, class preparation, guidance and mentoring etc. In order to arrive to comprehensive result useful statistical tools like percentage has been used for the effective presentation of the data.

As per the tables of scores it is observed that, in only 10% of areas, the teacher is in-between good and very good and in the remaining all areas the teacher is very good and excellent.

Basing on the analysis the teacher was advised to improve in discussion on the valued answer scripts and coverage of the syllabus.


PRINCIPAL
Govt. Degree College
Bellampalli-504 201
Dist. Mancherial (T.S.)

GOVERNMENT DEGREE COLLEGE, BELLAMPALLY, DIST. MANCHERIAL, TELANGANA									
ANALYSIS REPORT OF STUDENT FEED BACK ON TEACHER'S PERFORMANCE (ON FIVE POINT RATING SCALE)									
NAME OF THE LECTURER: MA. RESHMA					SUBJECT: ECONOMICS				
NO. OF FEED BACK FORMS COLLECTED: 10									
S. No.	Item	Rating (Score)							
		I(2)	II(4)	III(6)	IV(8)	V(10)	Total Score secured	Average Score	Percentage
1	100% Syllabus coverage	*	*	*	08	90	98	9.8	98
2	Efforts in generating interest	*	*	12	56	10	78	7.8	78
3	Clarity of Expression	*	*	30	32	10	72	7.2	72
4	Subject content	*	*	24	48	*	72	7.2	72
5	Information on latest development in the subject	*	*	12	56	10	78	7.8	78
6	Using innovative methods of teaching	*	*	06	72	*	78	7.8	78
7	Interaction with the students	*	*	42	08	20	70	7.0	70
8	Use of teaching models	*	*	06	32	50	88	8.8	88
9	Guidance in student study project	*	*	06	32	50	88	8.8	88
10	Aptitude in conducting extension activities	*	*	48	16	*	64	6.4	64
11	Motivation to use Library and Internet	*	*	18	40	20	78	7.8	78
12	Guidance in student seminars	*	*	24	48	18	90	9.0	90
13	Valuation of answer scripts and discussion	*	*	18	40	20	78	7.8	78
14	Remedial Coaching and preparation for Annual examinations	*	*	18	24	40	82	8.2	82
15	Regularity and Punctuality	*	*	12	48	20	80	8.0	80
16	Guidance in Extra Curricular Activities	*	*	30	32	10	72	7.2	72
17	Counseling and Career Guidance	*	*	12	48	20	70	7.0	70
18	Academic Interaction beyond class room	*	*	24	48	*	72	7.2	72
19	Concern for students	*	*	36	24	10	78	7.8	78
20	Overall opinion	*	*	*	32	60	92	9.2	92

DEPARTMENT OF ECONOMICS

Teacher's Self Analysis Report on student's views on teacher's performance


Our college has made an effort to assess the student feedback on teacher.

In order to analyze the lag areas of the teacher's teaching for further improvement, feedback from students has been received. We have taken feedback randomly from 10 students out of 51 students from B.A during the academic year 2018-2019.

The feedback consists of as many as 20 questions on various aspects of teacher's performance like regularity, class preparation, guidance and mentoring etc. In order to arrive to comprehensive result useful statistical tools like percentage has been used for the effective presentation of the data.

As per the tables of scores it is observed that, in only 10% of areas, the teacher is in-between good and very good and in the remaining all areas the teacher is very good and excellent.

Basing on the analysis the teacher was advised to improve in discussion on the valued answer scripts and coverage of the syllabus.


PRINCIPAL
Govt. Degree College
Bollampalli-504 204
Dist. Mancherial (T.S.)

GOVERNMENT DEGREE COLLEGE, BELLAMPALLY, DIST. MANCHERIAL, TELANGANA									
ANALYSIS REPORT OF STUDENT FEED BACK ON TEACHER'S PERFORMANCE (ON FIVE POINT RATING SCALE)									
NAME OF THE LECTURER: MA. RESHMA					SUBJECT: ECONOMICS				
NO. OF FEED BACK FORMS COLLECTED: 10									
S. No.	Item	Rating (Score)							
		I(2)	II(4)	III(6)	IV(8)	V(10)	Total Score secured	Average Score	Percentage
1	100% Syllabus coverage	*	*	*	24	70	94	9.4	94
2	Efforts in generating interest	*	*	24	40	10	74	7.4	74
3	Clarity of Expression	*	*	12	64	*	76	7.6	76
4	Subject content	*	*	30	24	20	74	7.4	74
5	Information on latest development in the subject	*	*	12	56	10	78	7.8	78
6	Using innovative methods of teaching	*	*	24	24	30	78	7.8	78
7	Interaction with the students	*	*	30	24	20	74	7.4	74
8	Use of teaching models	*	*	12	56	20	88	8.8	88
9	Guidance in student study project	*	*	18	24	40	82	8.2	82
10	Aptitude in conducting extension activities	*	*	12	40	30	82	8.2	82
11	Motivation to use Library and Internet	*	*	18	48	10	76	7.6	76
12	Guidance in student seminars	*	*	06	40	40	86	8.6	86
13	Valuation of answer scripts and discussion	*	*	36	32	*	68	6.8	68
14	Remedial Coaching and preparation for Annual examinations	*	*	18	48	10	76	7.6	76
15	Regularity and Punctuality	*	*	12	40	30	82	8.2	82
16	Guidance in Extra Curricular Activities	*	*	30	40	*	70	7.0	70
17	Counseling and Career Guidance	*	*	30	40	*	70	7.0	70
18	Academic Interaction beyond class room	*	08	12	48	*	68	6.8	68
19	Concern for students	*	*	24	40	10	74	7.4	74
20	Overall opinion	*	*	*	24	70	94	9.4	94

DEPARTMENT OF ECONOMICS

Teacher's Self Analysis Report on student's views on teacher's performance


Our college has made an effort to assess the student feedback on teacher.

In order to analyze the lag areas of the teacher's teaching for further improvement, feedback from students has been received. We have taken feedback randomly from 10 students out of 45 students from B.A during the academic year 2019-2020.

The feedback consists of as many as 20 questions on various aspects of teacher's performance like regularity, class preparation, guidance and mentoring etc. In order to arrive to comprehensive result useful statistical tools like percentage has been used for the effective presentation of the data.

As per the tables of scores it is observed that, in only 10% of areas, the teacher is in-between good and very good and in the remaining all areas the teacher is very good and excellent.

Basing on the analysis the teacher was advised to improve in discussion on the valued answer scripts and coverage of the syllabus.


PRINCIPAL
Govt. Degree College
Bellampalli-504 224,
Dist. Mancherial (T.S.)