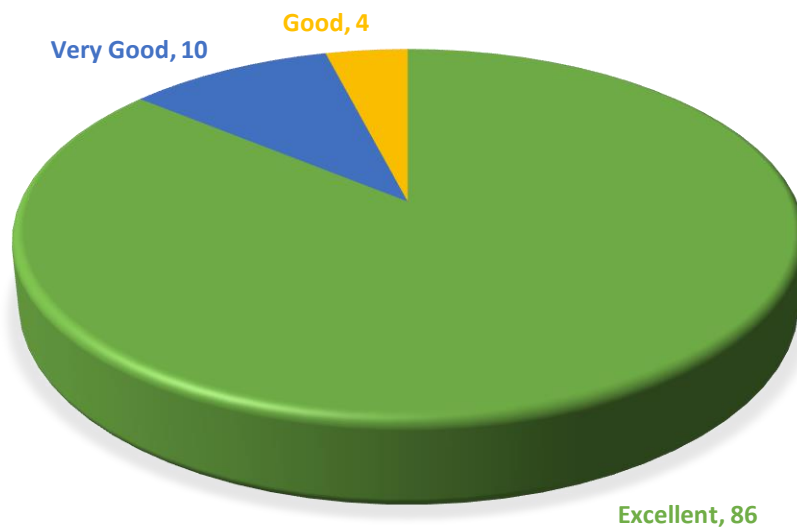


Student Satisfaction Survey
on
Overall Performance of the College - 2013-14

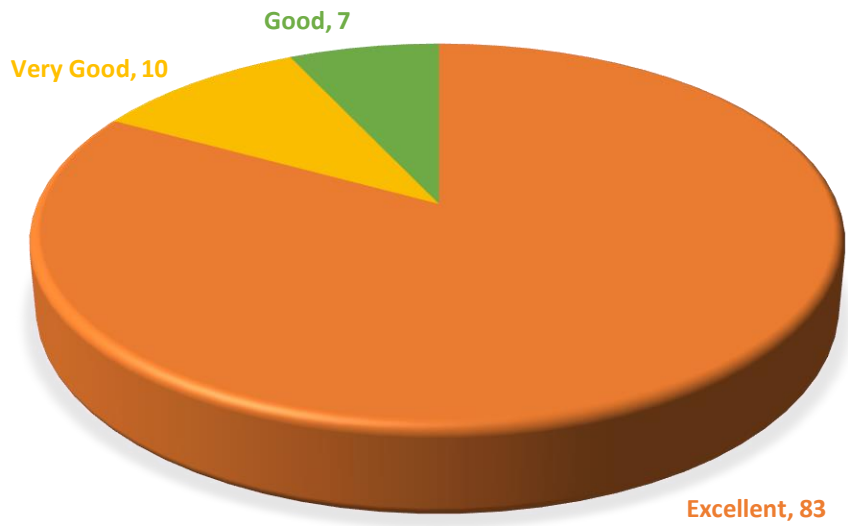
1. Efforts of the teacher to effectively cover 100% of syllabus

- 86% - Excellent
- 10% - Very Good
- 4% - Good



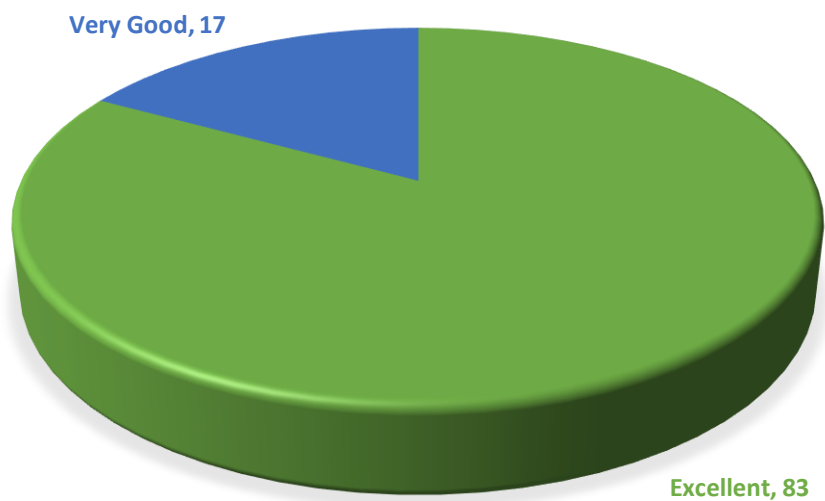
2. Clarity of expression while teaching a lesson

- 83% - Excellent
- 10% - Very Good
- 7% - Good



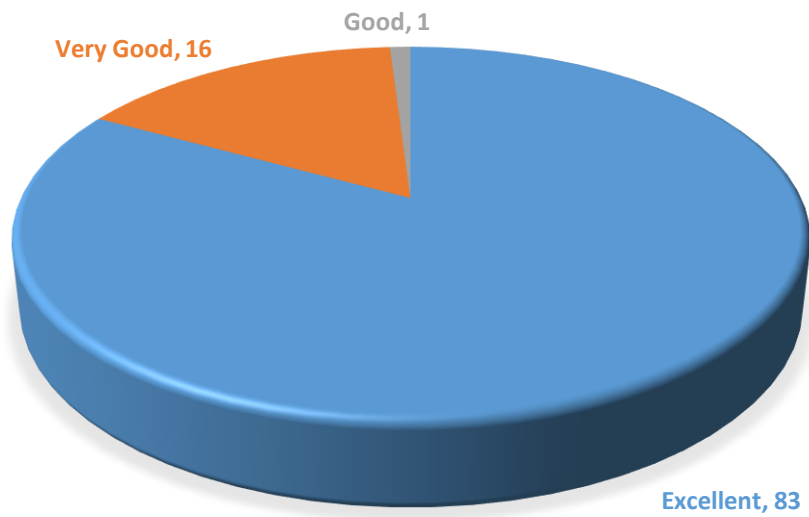
3. Depth of Subject content Explained

- 83% - Excellent
- 17% - Very Good



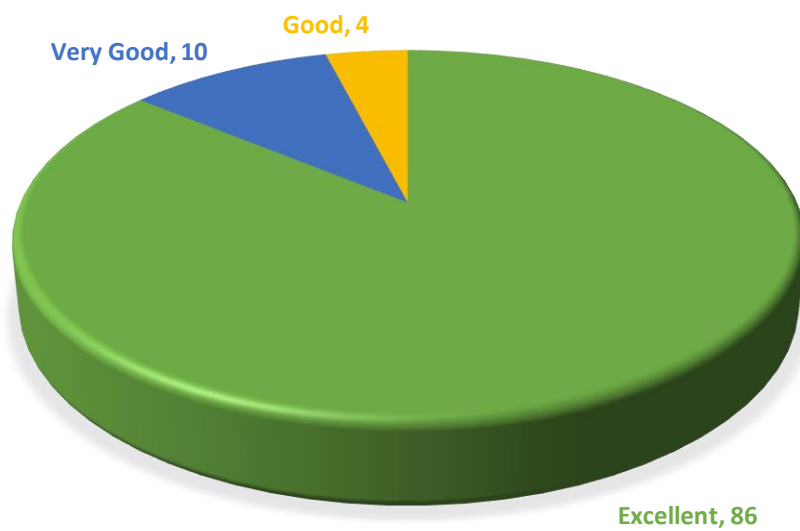
4. Levels of latest developments taught in the subject

- 83% - Excellent
- 16% - Very Good
- 1% - Good



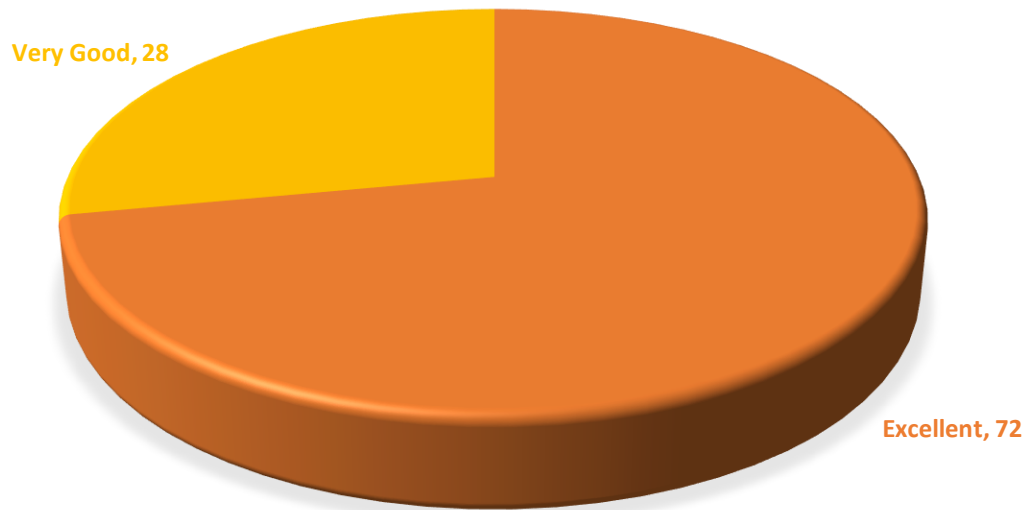
5. Use of other methods of teaching like Class seminars, Q&A, G.D. etc. in the classroom

- 86% - Excellent
- 10% - Very Good
- 4% - Good



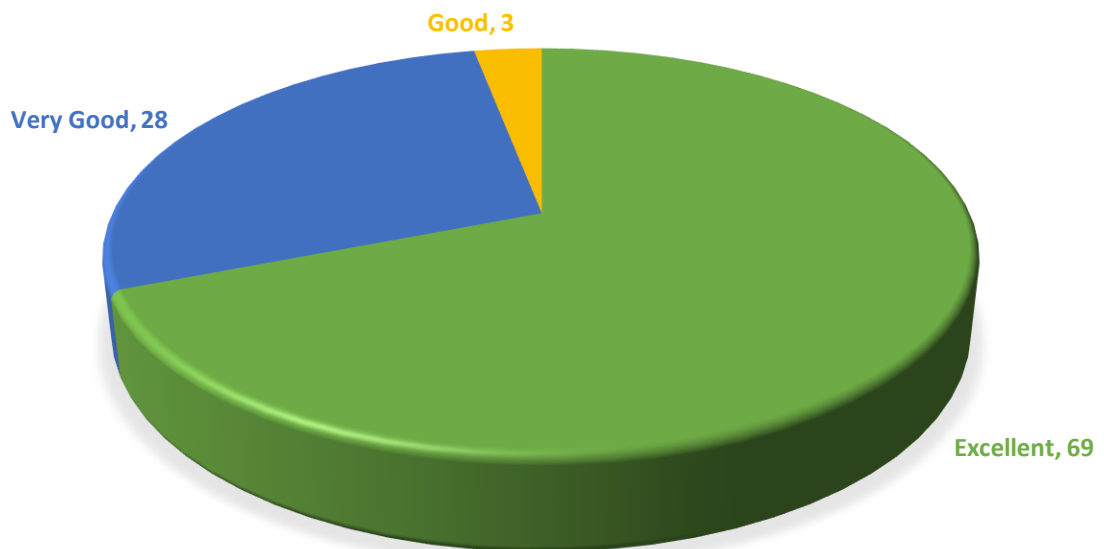
6. Encouraging questions on the topic in the class and clearing doubts

- 72% - Excellent
- 28% - Very Good



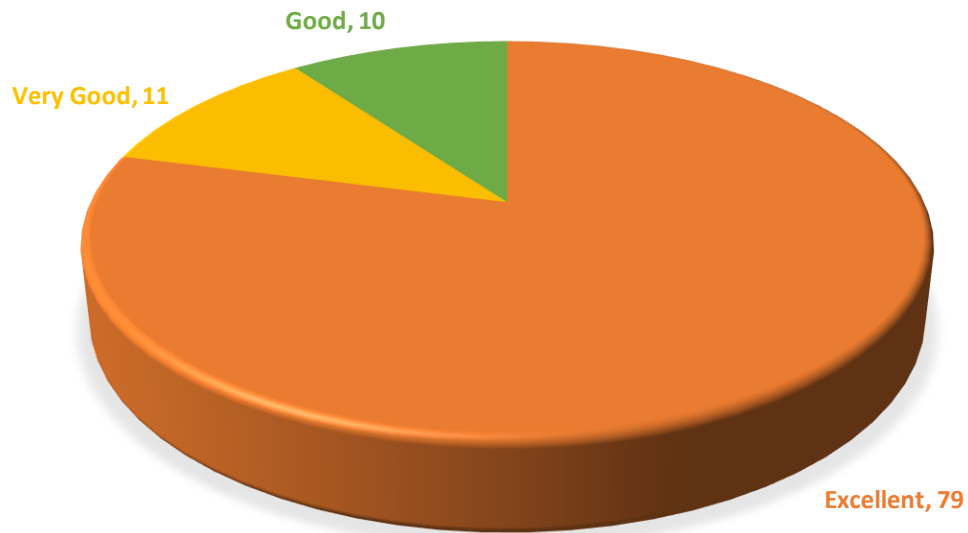
7. Use of teaching models and teaching aids by teacher

- 69% - Excellent
- 28% - Very Good
- 3% - Good



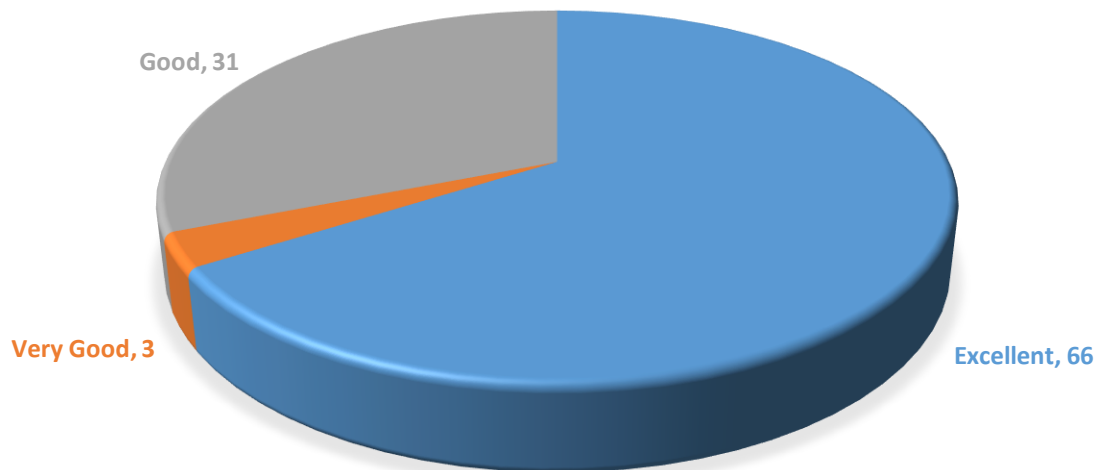
8. Encouragement and supervision of students for study projects by the teacher

- 79% - Excellent
- 11% - Very Good
- 10% - Good



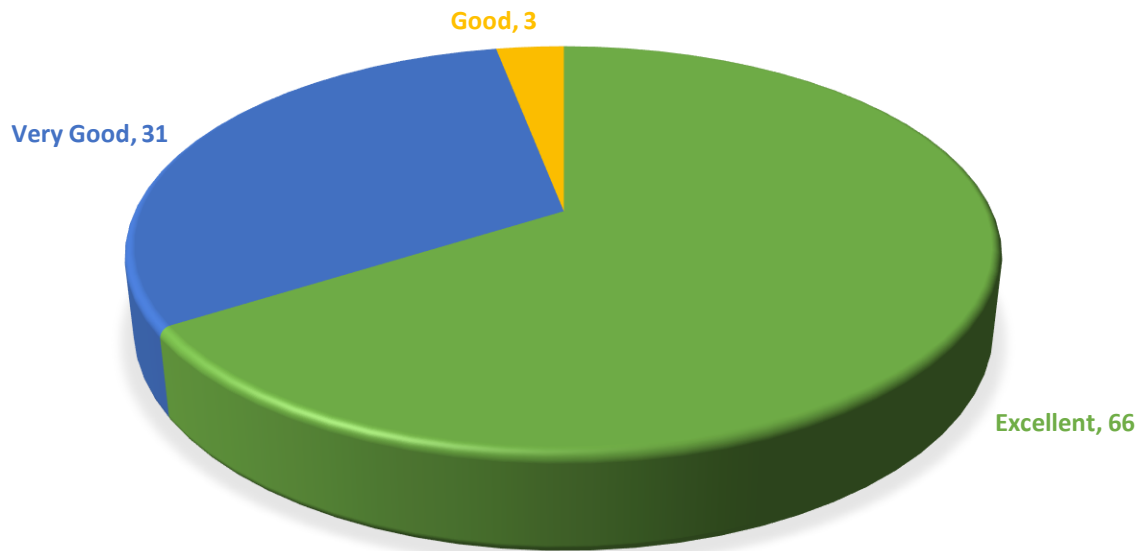
9. Aptitude shown by the teacher in arranging field trips, extension lectures

- 66% - Excellent
- 3% - Very Good
- 31% - Good



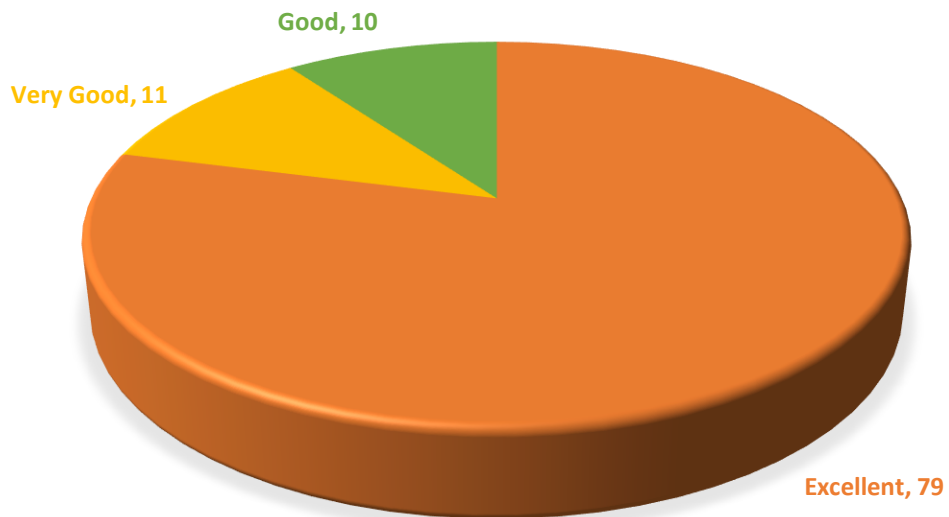
10. Encouraging and guiding students in reading library books and using internet

- 66% - Excellent
- 31% - Very Good
- 3% - Good



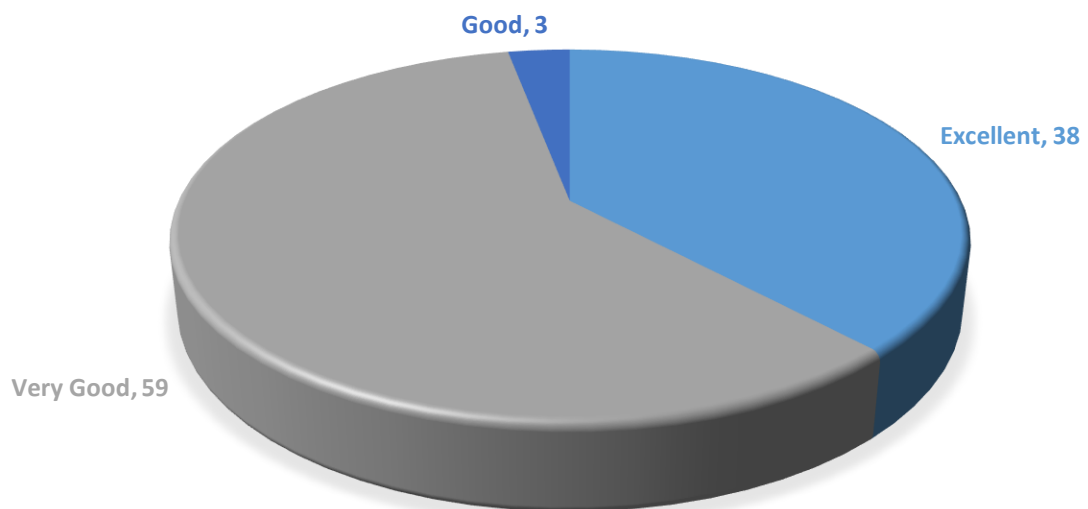
11. Encouraging and guiding students in giving class seminars

- 79% - Excellent
- 11% - Very Good
- 10% - Good



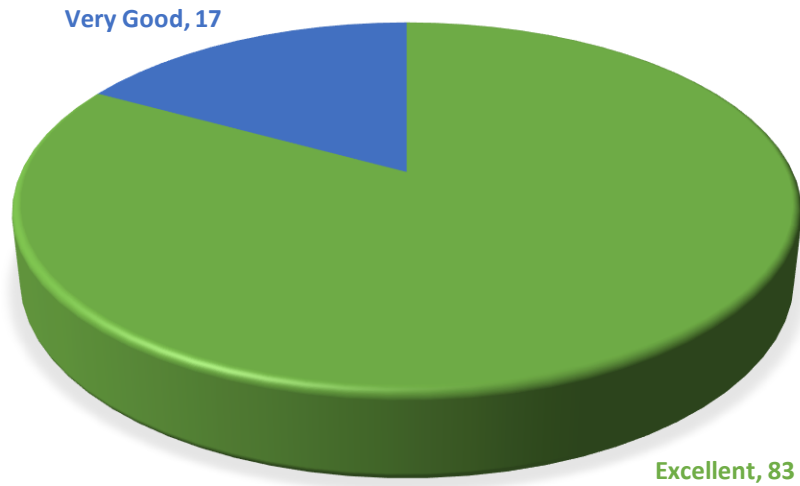
12. Regularity and seriousness in valuing the answer scripts of monthly tests and discussing the same with the students

- 38% - Excellent
- 59% - Very Good
- 3% - Good



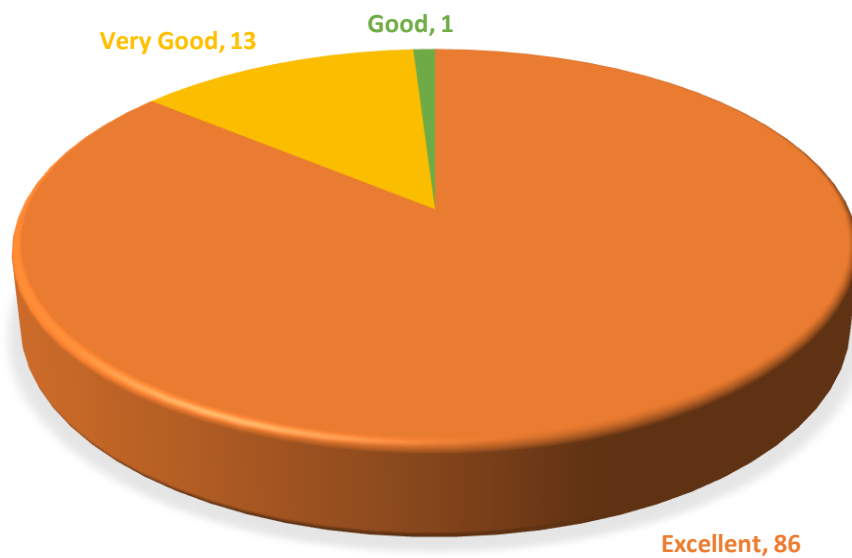
13. Remedial coaching and efforts made in preparing the students for university Examinations

- 83% - Excellent
- 17% - Very Good



14. Regularity and punctuality to the class

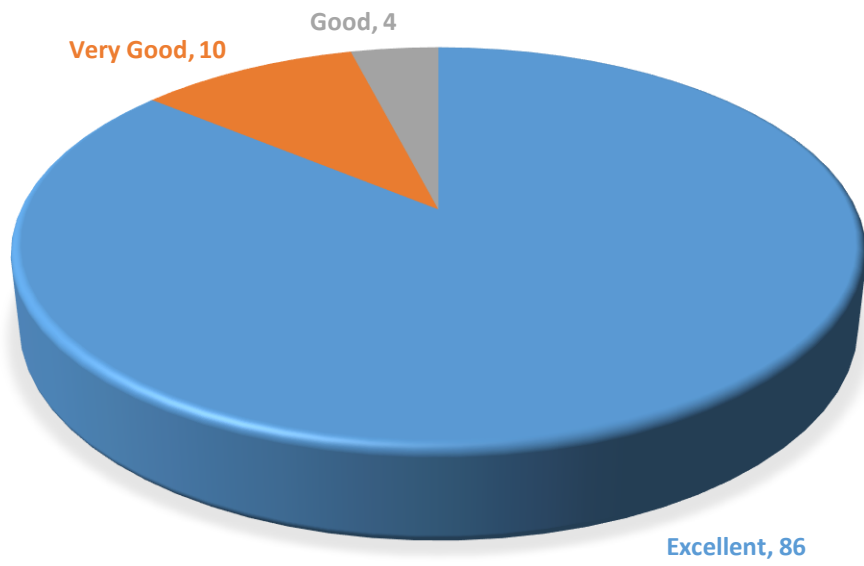
- 86% - Excellent
- 13% - Very Good
- 1% - Good



15. Enthusiasm shown to encourage and guide students in extracurricular activities like cultural, community service, nation building etc

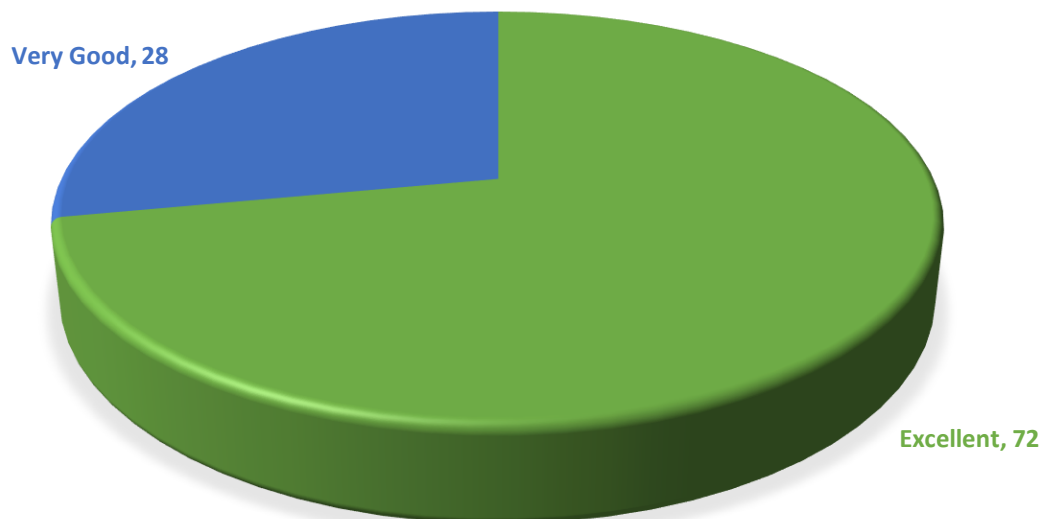
- 86% - Excellent

- 10% - Very Good
- 4% - Good



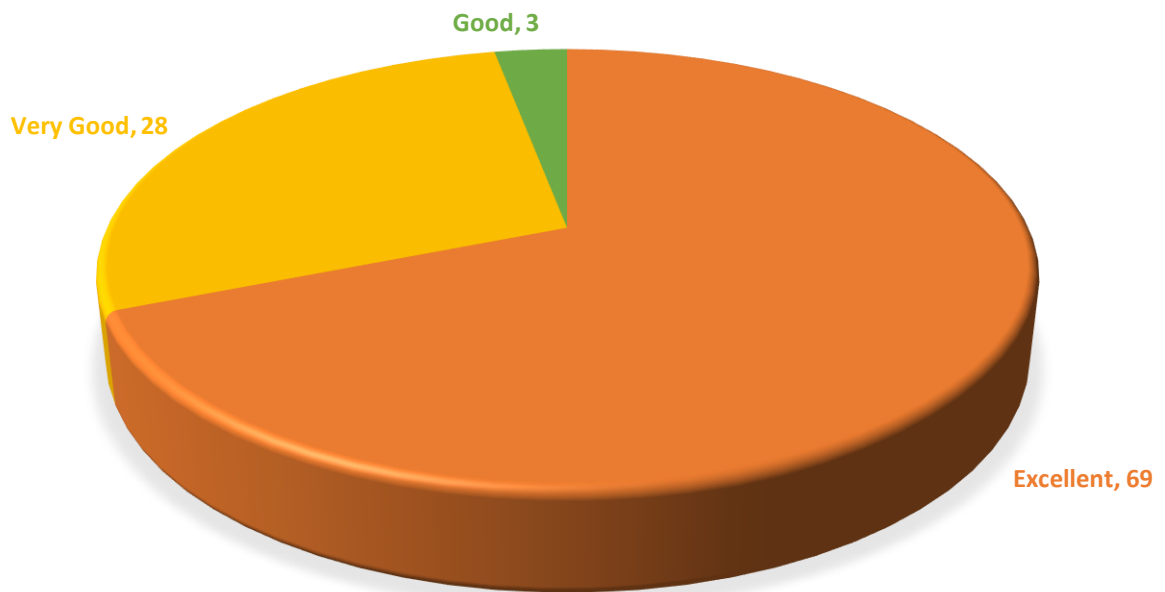
16. Counselling and career guidance

- 72% - Excellent
- 28% - Very Good



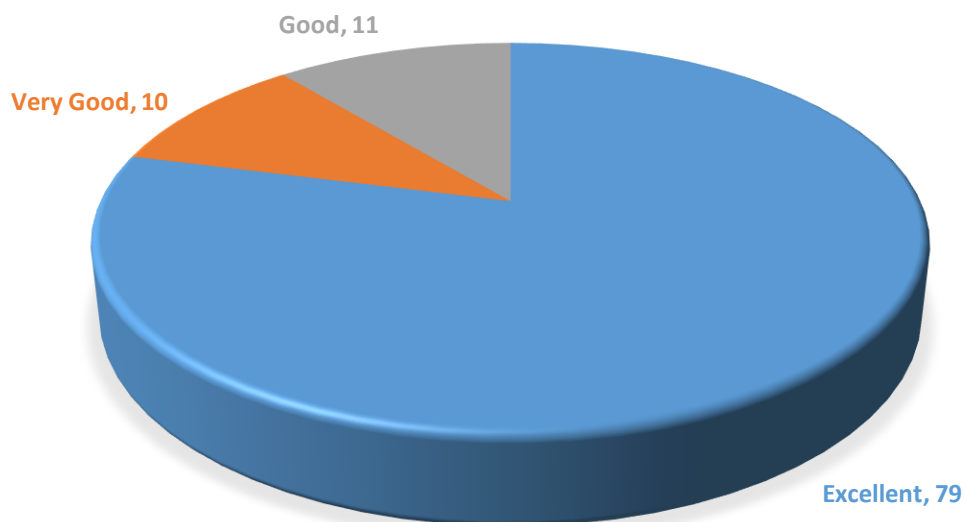
17. Accessibility of the lecturer outside the classroom for academic interaction

- 69% - Excellent
- 28% - Very Good
- 3% - Good



18. Personal care and affection while dealing with individual students and helping students

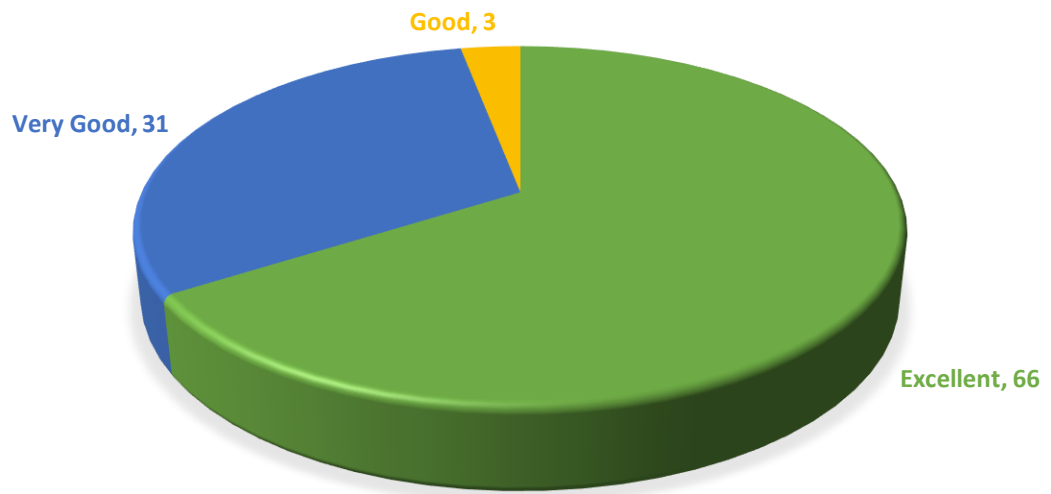
- 79% - Excellent
- 11% - Very Good
- 10% - Good



19. Overall opinion on the lecturer

- 66% - Excellent

- 31% - Very Good
- 3% - Good



Government Degree College, Gajwel District Medak - Telangana

Student Satisfaction Survey
on
Overall Performance of the College - 2013-14

Results Analysis

The responses obtained from the students through a well-structured questionnaire have been analysed and the following findings have been noted.

1. Out of 100 student respondents, 86% felt that the teachers were excellently able to cover the syllabus effectively; the 10% of them said “Very Good” and the remaining 4% expressed the feeling of “Good” in teachers’ coverage of syllabus.
2. For the question on the “Clarity of expression while teaching a lesson“, 83 out of 100 students respondents felt that their teachers’ clarity of expression is “Excellent”; 10% “Very Good” and the remaining 7% “Good”.
3. While 83% of the student respondents opined that their teachers had excellent depth of subject knowledge, and 17 out 100 said the depth of their subject knowledge was “Very Good”.
4. 83% of the students surveyed responded that the latest developments had been taught in the subjects; 16% said “Very Good” and only 1% expressed the opinion that it was “Good”.
5. For the question “Use of other methods of teaching like Class seminars, Q&A, G.D. etc. in the classroom”, 86 per cent of surveyed students these methods of teaching were excellently adopted in the classroom; 10 per cent “Very Good” and only 4 per cent said they were “Good”.
6. 72 out 100 students surveyed opined that their teacher were “Excellent” in encouraging questions on the topic in the class and clearing doubts, while 28% said they were “Very Good” in doing so.
7. 69% of the student respondents felt that their teachers were excellent in the use of teaching models and teaching aids where as 2% said their use of the teaching models and aids was ‘Very Good’ and the 3% said it was “Good”.

8. Out of 100 students surveyed 79 students expressed the opinion that the encouragement and supervision of students for study projects by the teacher was “Excellent” and 11% “Very Good” and 10% “Good”.
9. About the attitude shown by the teachers in arranging field trips, extension lectures, 66% of the questioned student respondents felt it was “Excellent”; 3% “Very Good”; and 31% “Good”.
10. For the question on the “Encouraging and guiding students in reading library books and using internet “, 66 out of 100 student respondents felt that their teachers’ encouragement was “Excellent”; 31% “Very Good” and the remaining 3% “Good”.
11. About the Encouraging and guiding students in giving class seminars, 79% of the questioned student respondents felt it was “Excellent”; 11% “Very Good”; and 10% “Good”.
12. Regularity and seriousness in valuing the answer scripts of monthly tests and discussing the same with the students was excellently done by the teachers was the opinion of only 38% and the majority of the respondents (59%) and the remaining 3% said it was “Good”.
13. 83% of the students felt that it was “Excellent” when asked about the teachers’ Remedial coaching and efforts made in preparing the students for university Examinations, while 17% of them expressed it was “Very Good”.
14. Out of 100 students surveyed, 86 per cent of them felt that the regularity and punctuality of their teachers to the class was “Excellent” while 13% felt it was “Very Good” and for only 1%, it was “Good”.
15. For 86% of the students questioned, their teachers were “Excellent” in enthusiasm shown to encourage and guide students in extracurricular activities like cultural, community service, nation building etc., 10% “Very Good” and only 4% “Good”.
16. Teachers were Excellent in Counselling and career guidance, according to 72% of the student respondents and the remaining 28% of them said that they were Very Good in doing so.
17. According to 69% of the learners, their teachers were “excellent” for their accessibility outside the classroom for academic interaction; 28% opined that their accessibility was very good and the remaining 3% said that it was “Good”.
18. Personal care and affection while dealing with individual students and helping students was excellent for 79% of the students surveyed and 11% very good and 10% expressed that it was only ‘Good’.
19. On the overall opinion of the lecturers, 66% of the student respondents felt “Excellent” while 31% of them said it was “Very Good” and only 3% of them “Good”.

GOVT. DEGREE COLLEGE GAJWEL - 502278.

STUDENT FEEDBACK FORM

Note: i) Please give your opinion on the performance of the teacher with reference to the 20 items listed below. The opinion is to be given on a five - Point rating scale - I - Poor, II - average, III - good, IV - Very good, V - excellent.
ii) Please do not write your name or put your signature anywhere.

College: _____

Name of the Lecturer: _____

Subject: _____

Class: _____

Date: _____

S. No.	Item	Rating				
		I	II	III	IV	V
1.	Efforts to effectively cover 100% of Syllabus సిలబస్ ను నూరుశాతం సక్రమంగా పూర్తి చేయడానికి పడే కృషి					
2.	The interest generated in the students while teaching in the class room విద్యార్థులలో ఆసక్తి పెంపొందించేలా తరగతి లో పాఠాలు చెప్పడం					
3.	Clarity of expression while teaching the topic / lesson బోధన లో స్పష్టత					
4.	Depth of Subject content explained సబ్జెక్టు లో లోతైన విషయాన్ని విడమర్చి అర్థమయ్యేలా వివరించడం					
5.	Level of latest developments in the subject taught సబ్జెక్టును బోధించునపుడు నూతనాంశాలను కూడా చేర్చడం					
6.	Use of other methods of teaching like class seminar, Question answer, group discussion etc. in the class room. తరగతిలో సెమినార్లు, ప్రశ్నోత్తరాలు, చర్చలు మొదలగు బోధనా పద్ధతులను అనుసరించడం.					
7.	Encouraging questions on the topic in the class and clearing doubts పాఠమును బోధించునపుడు విద్యార్థుల నుంచి ప్రశ్నలను ప్రోత్సహించి, సందేహాలను తీర్చడం.					
8.	Use of teaching models and teaching aids in the class room తరగతి గదిలో టీచింగ్ మాడల్స్, టీచింగ్ ఎయిడ్స్ని ఉపయోగించడం.					
9.	Encouraging and supervising the students for study projects విద్యార్థులను స్టడీ ప్రాజెక్టులు చేయడంలో ప్రోత్సహించడం					
10.	Aptitude shown in arranging field visits, invited lectures etc., in the subject. సబ్జెక్టు కు సంబంధించి ఫీల్డు విజిట్స్, ఇన్వైటెడ్ లెక్చర్స్ని ఏర్పాటు చేయడంలో చూపే ఉత్సాహం.					
11.	Encouraging and guiding students in reading library (Subject and general) books and using internet. గ్రంథాలయాన్ని ఇంటర్నెట్స్ని సద్వినియోగం చేసుకోవడంలో ఇచ్చే ప్రోత్సాహం					

S. No.	Item	Rating				
		I	II	III	IV	V
12.	Encouraging and guiding students in giving class seminars క్లాస్ సెమినార్స్ ఇచ్చేందుకు విద్యార్థులకు తగిన సలహాలిచ్చి ప్రోత్సహించడం					
13.	Regularity and seriousness in valuing the answer scripts of monthly tests and discussing the same with the students మాసాంత పరీక్షల జవాబు పత్రాలను బద్దడంలో, విద్యార్థులతో చర్చించడంలో క్రమం తప్పక పాటడం					
14.	Remedial coaching and efforts made in preparing the students for university Examinations చదువులో వెనుకబడిన విద్యార్థులకు ప్రత్యేక శిక్షణ ఇవ్వడం, విశ్వ విద్యాలయ పరీక్షలకి తయారు చేయడం.					
15.	Regularity and punctuality to the class క్లాసులు తీసుకోవడంలో క్రమం తప్పకపాటడం, సమయపాలన					
16.	Enthusiasm shown to encourage and guide students in extracurricular activities like cultural, community service, nation building etc. పాఠ్యేతర అంశాలైన సాంస్కృతిక, సామాజిక సేవా కార్యక్రమాలలో విద్యార్థులకు ప్రోత్సాహం, సూచనలివ్వడం.					
17.	Counselling and career guidance విద్యార్థుల సమస్యల విషయాల్లో, పై చదువులు, ఉపాధి మొదలైన విషయాల్లో విద్యార్థులకు తగిన సలహాలివ్వడం.					
18.	Accessibility of the lecturer outside the classroom for academic interation క్లాస్రూమ్ బయట పాఠ్యాంశ చర్చలకి విద్యార్థులకు అందుబాటులో ఉండటం					
19.	Personal care and affection while dealing with individual students and helping students విద్యార్థుల పట్ల ఆదరణ, వ్యక్తిగత శ్రద్ధ, విద్యార్థులకు సహాయపడటం					
20.	Overall opinion on the lecturer మొత్తం మీద ఈ లెక్చరర్ పైన మీ అభిప్రాయం					
Total Score:						