



## REPORT ON STUDENT SATISFACTION SURVEY

Government Degree College, Etumagaram  
Student Satisfaction Survey-SSS-2022-23

### Tables of Analysis

TABLE-I

#### Analysis of responses on Teaching

S.N O	NO.OF Responses	EXCELLE NT	VERY GOOD	GOO D	FAIR	POO R	TOTA L
1	30	30	0	0	0	0	30
2	30	24	6	0	0	0	30
3	30	15	15	0	0	0	30
4	30	6	24	0	0	0	30
5	30	24	6	0	0	0	30
6	TOTAL	99	51	0	0	0	150
7	AGGREGATE	66	34	0	0	0	100

Table-II

#### Analysis of responses on Student Centric in Relation to Teaching & Learning

S.N O	NO.OF Responses	EXCELLE NT	VERY GOOD	GOO D	FAIR	POO R	TOTA L
1	30	27	3	0	0	0	30
2	30	14	16	0	0	0	30
3	30	11	19	0	0	0	30
4	30	17	13	0	0	0	30
5	30	20	10	0	0	0	30
6	TOTAL	89	61	0	0	0	150
7	AGGREGATE	59.33	40.66	0	0	0	100

**TABLE-III****Analysis of responses on internal Evaluation**

<b>S.N O</b>	<b>NO.OF Responses</b>	<b>EXCELLE NT</b>	<b>VERY GOOD</b>	<b>GOO D</b>	<b>FAIR</b>	<b>POO R</b>	<b>TOTA L</b>
<b>1</b>	<b>30</b>	<b>7</b>	<b>23</b>	<b>0</b>	<b>0</b>	<b>0</b>	<b>30</b>
<b>2</b>	<b>30</b>	<b>17</b>	<b>13</b>	<b>0</b>	<b>0</b>	<b>0</b>	<b>30</b>
<b>3</b>	<b>30</b>	<b>13</b>	<b>17</b>	<b>0</b>	<b>0</b>	<b>0</b>	<b>30</b>
<b>4</b>	<b>30</b>	<b>8</b>	<b>22</b>	<b>0</b>	<b>0</b>	<b>0</b>	<b>30</b>
<b>5</b>	<b>30</b>	<b>15</b>	<b>15</b>	<b>0</b>	<b>0</b>	<b>0</b>	<b>30</b>
<b>6</b>	<b>TOTAL</b>	<b>60</b>	<b>90</b>	<b>0</b>	<b>0</b>	<b>0</b>	<b>150</b>
<b>7</b>	<b>AGGREGATE</b>	<b>40</b>	<b>60</b>	<b>0</b>	<b>0</b>	<b>0</b>	<b>100</b>

**TABLE-IV****Analysis of responses on Infrastructure**

<b>S.N O</b>	<b>NO.OF Responses</b>	<b>EXCELLE NT</b>	<b>VERY GOOD</b>	<b>GOO D</b>	<b>FAIR</b>	<b>POO R</b>	<b>TOTA L</b>
<b>1</b>	<b>30</b>	<b>21</b>	<b>9</b>	<b>0</b>	<b>0</b>	<b>0</b>	<b>30</b>
<b>2</b>	<b>30</b>	<b>22</b>	<b>8</b>	<b>0</b>	<b>0</b>	<b>0</b>	<b>30</b>
<b>3</b>	<b>30</b>	<b>26</b>	<b>4</b>	<b>0</b>	<b>0</b>	<b>0</b>	<b>30</b>
<b>4</b>	<b>30</b>	<b>23</b>	<b>7</b>	<b>0</b>	<b>0</b>	<b>0</b>	<b>30</b>
<b>5</b>	<b>30</b>	<b>17</b>	<b>13</b>	<b>0</b>	<b>0</b>	<b>0</b>	<b>30</b>
<b>6</b>	<b>TOTAL</b>	<b>109</b>	<b>41</b>	<b>0</b>	<b>0</b>	<b>0</b>	<b>150</b>
<b>7</b>	<b>AGGREGATE</b>	<b>72.66</b>	<b>27.33</b>	<b>0</b>	<b>0</b>	<b>0</b>	<b>100</b>

## CONSOLIDATE ANALYSIS OF STUDENT SATISFACTORY SURVEY

S.NO	Area / Category	NO.OF Responses	EXCELLENT	VERY GOOD	GOOD	FAIR	POOR	TOTAL
1	Teachers' performance	30	66	34	0	0	0	100
2	Students Centric in terms of teaching & learning	30	59.33	40.66	0	0	0	100
3	Regarding internal evaluation/assessment	30	40	60	0	0	0	100
4	Infrastructor	30	72.66	27.33	0	0	0	100

Student Satisfaction Survey-SSS has been conducted to assess four aspects Viz. 1. Teachers' performance 2. How far, teaching-learning activities are student centric 3. Internal Evaluation System 4. Infrastructure facilities available & opportunities provided to students. A schedule consisting of 20 questions on the broad four areas mentioned above has been administered among the 30 randomly selected students of all classes of the academic year 2022-23. Analysis of the result of the survey is presented in the tables - Table-1 to Table-5.

On the basis of the survey results following conclusion/inferences can be drawn.

1. Student satisfaction regarding teachers' performance is based on the following aspects.
  - a. Teachers' approach to teaching
  - b. The way teachers explain, illustrates the concepts using examples, applications.
  - c. Ability to communicate.

The rating given by students participated in the survey is excellent. More than 65% of the students involved/participated in the survey rated teachers' performance as excellent.



2. Opinions of the students regarding how far curricular, co curricular, extracurricular activities conducted in the college are student centric were also collected.

These are based on


- a. The mentoring system, teachers' motivation, guidance, support to influence the cognitive and affective domains of the students.
- b. Opportunity provided to students by institution to learn and grow.
- c. Efforts made by institute to involve students in monitoring, reviewing and improvement of teaching learning process.
- d. Use of inductive teaching-learning methods.

Opinions of the students in this regard are very good. 59.33 percent participated in the survey rated as excellent and 40.66 percent as very good.

3. Regarding internal evaluation/assessment which is based on Questions like fairness in conducting exams, discussion with students. Students rated the internal evaluation / assessment system as excellent. Out of the 30 responses, 40% are in favor of Excellent, 60 percent of respondents rated very good in this regard.
4. Regarding infrastructure and facilities provided in the college, 72.66 percent students participated in the survey rated it excellent and 27.33 percent of respondents rated it as very good. Overall satisfaction expressed with regard to infrastructure facilities provided in the college is excellent.



**Co-ordinator - IQAC**  
Govt. Degree College, Etumagaram  
Dist: Mulugu - Telangana State.



**PRINCIPAL**  
Government Degree College  
ETURNAGARAM  
Mulugu Dist-506165