



KAKATIYA GOVERNMENT COLLEGE

HANUMAKONDA, TELANGANA STATE – 506001

(Affiliated to Kakatiya University, Warangal)

(e-mail:warangal.jkc@gmail.com, website: <https://gdcts.cgg.gov.in/hanamkonda.edu>)



Criterion -I

Metric: 1.4.1

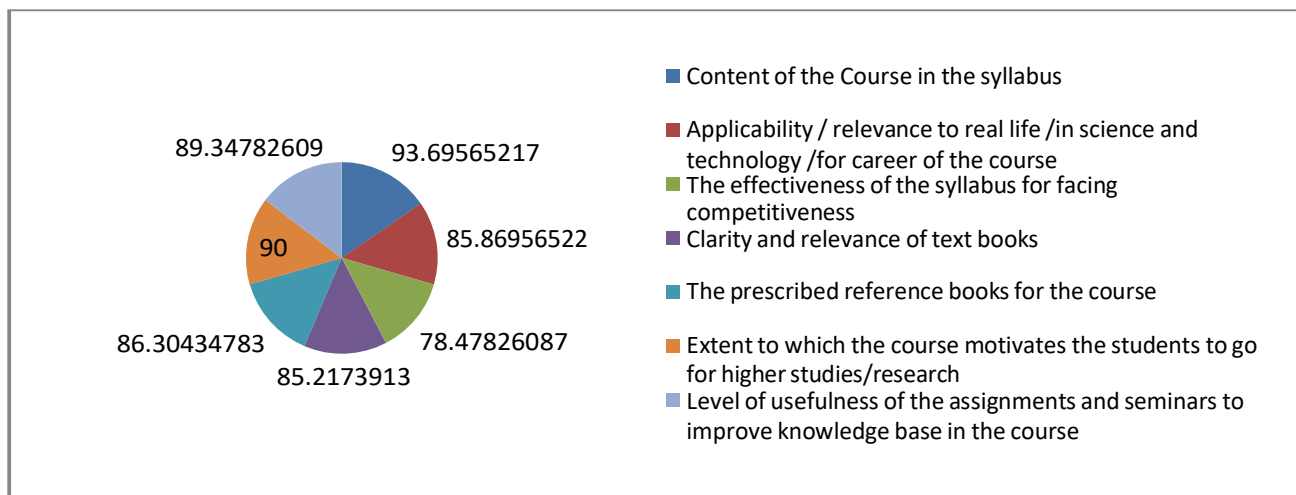
**Institution Obtains Feedback Analysis on The Institution From The
Students, Parents, Teachers and Alumni.**

KAKATIYA GOVERNMENT COLLEGE-HANUMAKONDA: 506001-TS.

ANALYSIS OF THE STUDENT FEEDBACK ON DESIGN and REVIEW of SYLLABUS FOR THE YEAR 2020-21

| The total score of the Lecturer wise item corresponding to the rating given by each student is calculated with average score corresponding to all the students. | | | | | | | | | | | | | | | | | | | |
|---|---|------------------|-------|-------|-------------------|-------|-------|----------------------|-------|-------|-------------------|-------|-------|------------------|-------|-------|-----------------------------------|-------------------------------|----------------------|
| SNo | Item | Dissatisfied | | | Needs Improvement | | | Moderately satisfied | | | Satisfied | | | Highly satisfied | | | Total Score given by the students | Maximum Score of all students | Average Score with % |
| | | No. Of Items (I) | Score | Total | No. Of Items (II) | Score | Total | No. Of Items (III) | Score | Total | No. Of Items (IV) | Score | Total | No. Of Items (V) | Score | Total | | | |
| 1 | Content of the Course in the syllabus | 0 | 2 | 0 | 0 | 4 | 0 | 5 | 6 | 30 | 19 | 8 | 152 | 68 | 10 | 680 | 862 | 920 | 93.70 |
| 2 | Applicability / relevance to real life /in science and technology /for career of the course | 0 | 2 | 0 | 3 | 4 | 12 | 8 | 6 | 48 | 40 | 8 | 320 | 41 | 10 | 410 | 790 | 920 | 85.87 |
| 3 | The effectiveness of the syllabus for facing competitiveness | 10 | 2 | 20 | 5 | 4 | 20 | 10 | 6 | 60 | 24 | 8 | 192 | 43 | 10 | 430 | 722 | 920 | 78.48 |
| 4 | Clarity and relevance of text books | 3 | 2 | 6 | 1 | 4 | 4 | 9 | 6 | 54 | 45 | 8 | 360 | 36 | 10 | 360 | 784 | 920 | 85.22 |
| 5 | The prescribed reference books for the course | 0 | 2 | 0 | 1 | 4 | 4 | 7 | 6 | 42 | 46 | 8 | 368 | 38 | 10 | 380 | 794 | 920 | 86.30 |
| 6 | Extent to which the course motivates the students to go for higher studies/research | 0 | 2 | 0 | 2 | 4 | 8 | 5 | 6 | 30 | 30 | 8 | 240 | 55 | 10 | 550 | 828 | 920 | 90.00 |
| 7 | Level of usefulness of the assignments and seminars to improve knowledge base in the course | 2 | 2 | 4 | 0 | 4 | 0 | 1 | 6 | 6 | 39 | 8 | 312 | 50 | 10 | 500 | 822 | 920 | 89.35 |

ANALYSIS OF THE STUDENT FEEDBACK ON DESIGN and REVIEW of SYLLABUS FOR THE YEAR 2020-21



Analysis

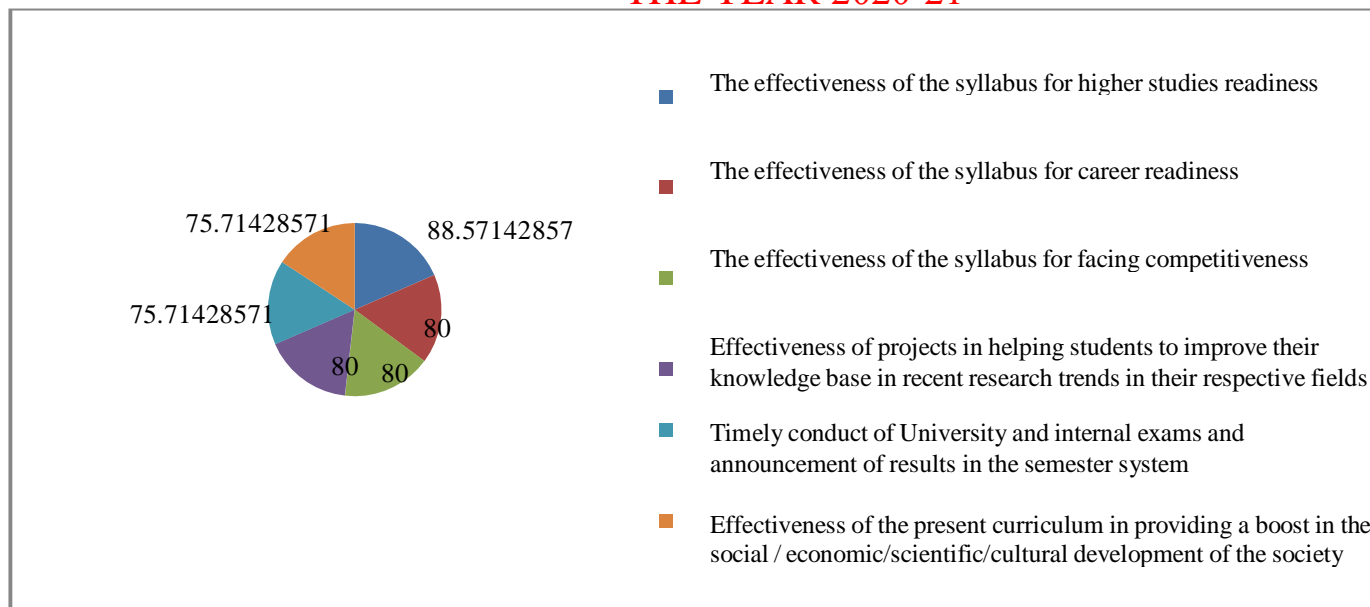
Students who offered feedback were from different courses. For students, it addressed curriculum and its learning related issues in terms of quality, competence, skills and professionalism. This feedback also considers other issues like effective delivery of curriculum, timely completion of the syllabus, Content of the Course in the syllabus, Applicability/relevance of the course, availability of prescribed reference books for the course, motivation to go for higher studies, Level of usefulness of the assignments and seminars to improve knowledge.

As far as the Content of the Course in the syllabus is concerned, 94 per cent of students are happy. In respect of applicability / relevance to real life /in science & technology, 86 per cent students expressed their satisfaction. 78 per cent of student found the syllabus suitable for facing the competitive exams, whereas per cent of students think that the textbooks are relevant. 85 per cent of the students are satisfied with the availability of the prescribed reference books for the course. As many as 90 per cent of the students are happy that the course motivates them to go for higher studies/research and 89 per cent of the students are content with the Level of usefulness of the assignments and seminars to improve knowledge base in the course.

**ANALYSIS OF THE TEACHER FEEDBACK ON DESIGN and REVIEW of SYLLABUS FOR THE
YEAR 2020-21**

| Sno | Item | I (Rating Scale) | | | II (Rating Scale) | | | III (Rating Scale) | | | IV (Rating Scale) | | | V (Rating Scale) | | | Total Score given by the students | Maximum Score of all students | Average Score with % |
|-----|--|------------------|-------|-------|-------------------|-------|-------|--------------------|-------|-------|-------------------|-------|-------|------------------|-------|-------|-----------------------------------|-------------------------------|----------------------|
| | | No. Of Items (I) | Score | Total | No. Of Items (II) | Score | Total | No. Of Items (III) | Score | Total | No. Of Items (IV) | Score | Total | No. Of Items (V) | Score | Total | | | |
| 1 | The effectiveness of the syllabus for higher studies readiness | 0 | 2 | 0 | 0 | 4 | 0 | 0 | 6 | 0 | 8 | 8 | 64 | 6 | 10 | 60 | 124 | 140 | 88.57 |
| 2 | The effectiveness of the syllabus for career readiness | 0 | 2 | 0 | 0 | 4 | 0 | 2 | 6 | 12 | 10 | 8 | 80 | 2 | 10 | 20 | 112 | 140 | 80.00 |
| 3 | The effectiveness of the syllabus for facing competitiveness | 0 | 2 | 0 | 0 | 4 | 0 | 4 | 6 | 24 | 6 | 8 | 48 | 4 | 10 | 40 | 112 | 140 | 80.00 |
| 4 | Effectiveness of projects in helping students to improve their knowledge base in recent research trends in their respective fields | 0 | 2 | 0 | 0 | 4 | 0 | 3 | 6 | 18 | 8 | 8 | 64 | 3 | 10 | 30 | 112 | 140 | 80.00 |
| 5 | Timely conduct of University and internal exams and announcement of results in the semester system | 0 | 2 | 0 | 1 | 4 | 4 | 3 | 6 | 18 | 8 | 8 | 64 | 2 | 10 | 20 | 106 | 140 | 75.71 |
| 6 | Effectiveness of the present curriculum in providing a boost in the social / economic/scientific/cultural development of the society | 1 | 2 | 2 | 0 | 4 | 0 | 3 | 6 | 18 | 7 | 8 | 56 | 3 | 10 | 30 | 106 | 140 | 75.71 |

ANALYSIS OF THE TEACHER FEEDBACK ON DESIGN and REVIEW of SYLLABUS FOR THE YEAR 2020-21



Analysis

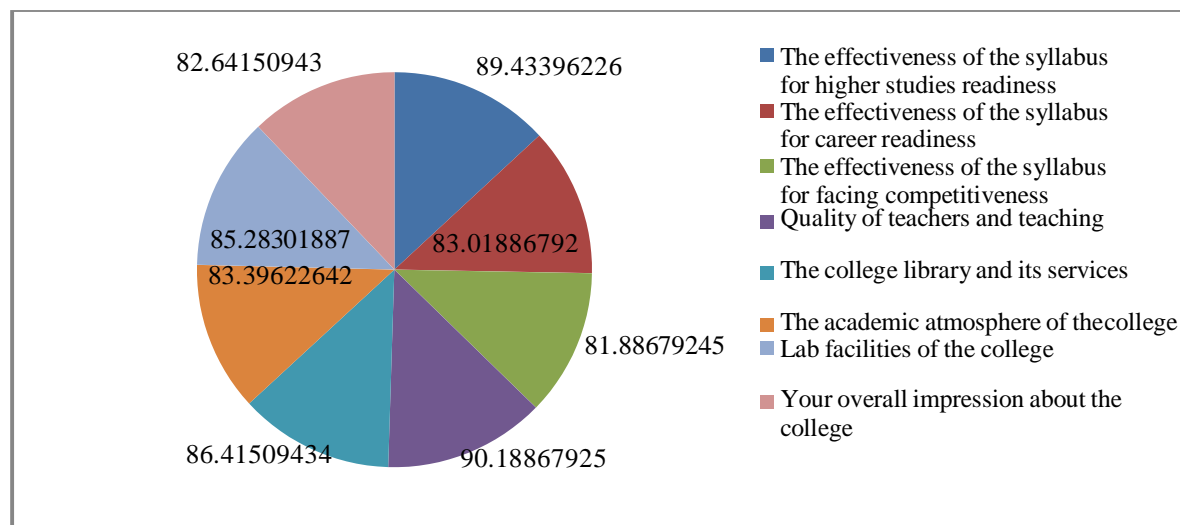
The feedback is taken from the teachers and the analysis of their responses is as follows

As per the feedback data 89 per cent of the teachers are satisfied with the effectiveness of the syllabus for higher studies readiness. 80 per cent are happy with the effectiveness of the syllabus for career readiness, 80 per cent are satisfied with the effectiveness of the syllabus for facing competitiveness, whereas 80 per cent of teachers are happy with the projects in helping students to improve their knowledge base in recent research trends in their respective fields. 76 per cent are happy with timely conduct of university and internal exams and announcement of results in the semester system and 76 per cent of teachers expressed satisfaction with syllabus being relevant to social development.

ANALYSIS OF THE PARENT FEEDBACK ON DESIGN and REVIEW of SYLLABUS FOR THE YEAR 2020-21

| Sno | Item | I (Rating Scale) | | | II (Rating Scale) | | | III (Rating Scale) | | | IV (Rating Scale) | | | V (Rating Scale) | | | Total Score given by the students | Maximum Score of all students | Average Score with % |
|-----|--|------------------|-------|-------|-------------------|-------|-------|--------------------|-------|-------|-------------------|-------|-------|------------------|-------|-------|-----------------------------------|-------------------------------|----------------------|
| | | No. Of Items (I) | Score | Total | No. Of Items (II) | Score | Total | No. Of Items (III) | Score | Total | No. Of Items (IV) | Score | Total | No. Of Items (V) | Score | Total | | | |
| 1 | The effectiveness of the syllabus for higher studies readiness | 1 | 2 | 2 | 2 | 4 | 8 | 2 | 6 | 12 | 14 | 8 | 112 | 34 | 10 | 340 | 474 | 530 | 89.43 |
| 2 | The effectiveness of the syllabus for career readiness | 1 | 2 | 2 | 2 | 4 | 8 | 3 | 6 | 18 | 29 | 8 | 232 | 18 | 10 | 180 | 440 | 530 | 83.02 |
| 3 | The effectiveness of the syllabus for facing competitiveness | 0 | 2 | 0 | 1 | 4 | 4 | 11 | 6 | 66 | 23 | 8 | 184 | 18 | 10 | 180 | 434 | 530 | 81.89 |
| 4 | Quality of teachers and teaching | 0 | 2 | 0 | 0 | 4 | 0 | 4 | 6 | 24 | 18 | 8 | 144 | 31 | 10 | 310 | 478 | 530 | 90.19 |
| 5 | The college library and its services | 0 | 2 | 0 | 0 | 4 | 0 | 4 | 6 | 24 | 28 | 8 | 224 | 21 | 10 | 210 | 458 | 530 | 86.42 |
| 6 | The academic atmosphere of the college | 0 | 2 | 0 | 0 | 4 | 0 | 12 | 6 | 72 | 20 | 8 | 160 | 21 | 10 | 210 | 442 | 530 | 83.40 |
| 7 | Lab facilities of the college | 1 | 2 | 2 | 0 | 4 | 0 | 9 | 6 | 54 | 17 | 8 | 136 | 26 | 10 | 260 | 452 | 530 | 85.28 |
| 8 | Your overall impression about the college | 1 | 2 | 2 | 1 | 4 | 4 | 10 | 6 | 60 | 19 | 8 | 152 | 22 | 10 | 220 | 438 | 530 | 82.64 |

ANALYSIS OF THE PARENT FEEDBACK ON DESIGN and REVIEW of SYLLABUS FOR THE YEAR 2020-21



Analysis

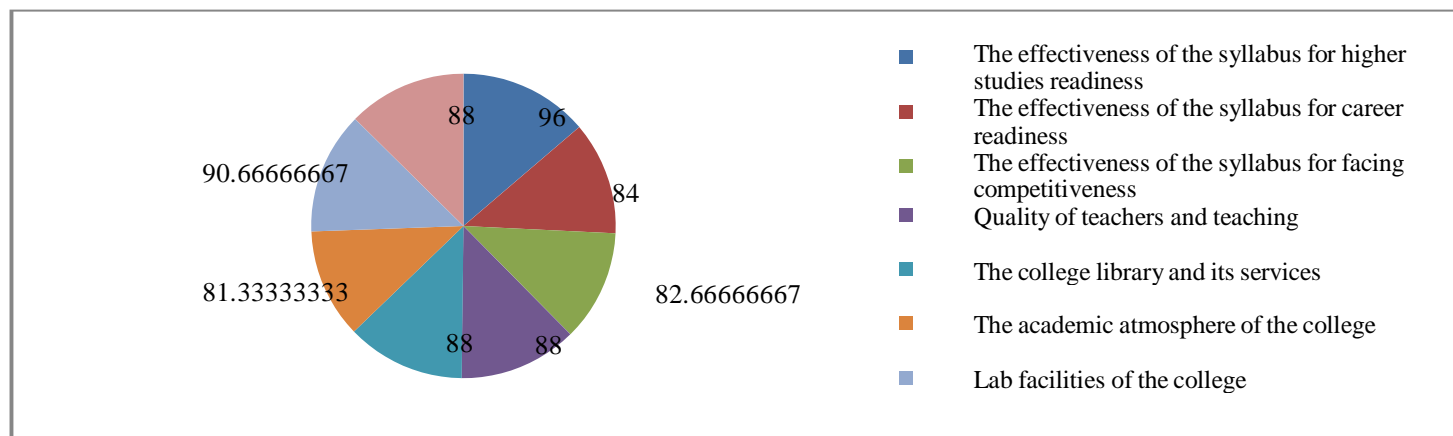
The feedback is collected from the parents and the analysis of their responses indicates that on an average 85 per cent of parents found the following aspects satisfactory:

- The effectiveness of the syllabus for higher studies readiness
- The effectiveness of the syllabus for career readiness,
- The effectiveness of the syllabus for facing competitiveness,
- Quality of teachers and teaching
- The college library and its services.

ANALYSIS OF THE ALUMNI FEEDBACK ON DESIGN and REVIEW of SYLLABUS FOR THE YEAR 2020-21

| Sn o | Attribute | I (Rating Scale) | | | II (Rating Scale) | | | III (Rating Scale) | | | IV (Rating Scale) | | | V (Rating Scale) | | | Total Score given by the students | Maximum Score of all students | Average Score with% |
|---------|--|------------------|-------|-------|-------------------|-------|-------|--------------------|-------|-------|-------------------|-------|-------|------------------|-------|-------|-----------------------------------|-------------------------------|---------------------|
| | | No. Of Items (I) | Score | Total | No. Of Items (II) | Score | Total | No. Of Items (III) | Score | Total | No. Of Items (IV) | Score | Total | No. Of Items (V) | Score | Total | | | |
| 1 | The effectiveness of the syllabus for higher studies readiness | 0 | 2 | 0 | 0 | 4 | 0 | 0 | 6 | 0 | 3 | 8 | 24 | 12 | 10 | 120 | 144 | 150 | 96.00 |
| 2 | The effectiveness of the syllabus for career readiness | 0 | 2 | 0 | 0 | 4 | 0 | 2 | 6 | 12 | 8 | 8 | 64 | 5 | 10 | 50 | 126 | 150 | 84.00 |
| 3 | The effectiveness of the syllabus for facing competitiveness | 0 | 2 | 0 | 0 | 4 | 0 | 4 | 6 | 24 | 5 | 8 | 40 | 6 | 10 | 60 | 124 | 150 | 82.67 |
| 4 | Quality of teachers and teaching | 0 | 2 | 0 | 0 | 4 | 0 | 1 | 6 | 6 | 7 | 8 | 56 | 7 | 10 | 70 | 132 | 150 | 88.00 |
| 5 | The college library and its services | 0 | 2 | 0 | 0 | 4 | 0 | 1 | 6 | 6 | 7 | 8 | 56 | 7 | 10 | 70 | 132 | 150 | 88.00 |
| 6 | The academic atmosphere of the college | 0 | 2 | 0 | 0 | 4 | 0 | 4 | 6 | 24 | 6 | 8 | 48 | 5 | 10 | 50 | 122 | 150 | 81.33 |
| 7 | Lab facilities of the college | 0 | 2 | 0 | 0 | 4 | 0 | 1 | 6 | 6 | 5 | 8 | 40 | 9 | 10 | 90 | 136 | 150 | 90.67 |
| 8 | Your overall impression about the college | 0 | 2 | 0 | 0 | 4 | 0 | 1 | 6 | 6 | 7 | 8 | 56 | 7 | 10 | 70 | 132 | 150 | 88.00 |

ANALYSIS OF THE ALUMNI FEEDBACK ON DESIGN and REVIEW of SYLLABUS FOR THE YEAR 2020-21



Analysis:

The college took the feedback from its alumni and here is the analysis.

Considering the feedback data of alumni, it is found that on an average, 87 per cent of them expressed satisfaction with the following aspects like:

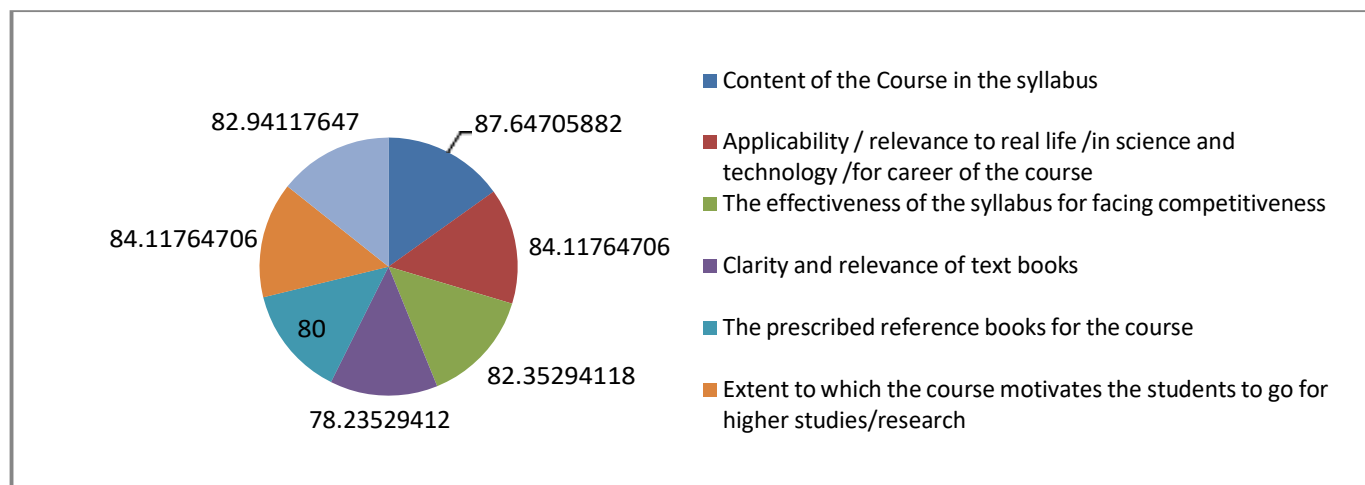
- The effectiveness of the syllabus for higher studies readiness
- The effectiveness of the syllabus for career readiness
- The effectiveness of the syllabus for facing competitiveness
- Quality of teachers and teaching,
- The college library and its services, the academic atmosphere of the college
- Lab facilities of the college.

It is clear that their overall impression about the college is very good.

ANALYSIS OF THE STUDENT FEEDBACK ON DESIGN and REVIEW of SYLLABUS FOR THE YEAR 2019-20

| SNo | Item | Dissatisfied | | | Needs Improvement | | | Moderately satisfied | | | Satisfied | | | Highly satisfied | | | Total Score given by the students | Maximum Score of all students | Average Score with % |
|-----|---|------------------|-------|-------|-------------------|-------|-------|----------------------|-------|-------|-------------------|-------|-------|------------------|-------|-------|-----------------------------------|-------------------------------|----------------------|
| | | No. Of Items (I) | Score | Total | No. Of Items (II) | Score | Total | No. Of Items (III) | Score | Total | No. Of Items (IV) | Score | Total | No. Of Items (V) | Score | Total | | | |
| 1 | Content of the Course in the syllabus | 0 | 2 | 0 | 0 | 4 | 0 | 1 | 6 | 6 | 19 | 8 | 152 | 14 | 10 | 140 | 298 | 340 | 87.65 |
| 2 | Applicability / relevance to real life /in science and technology /for career of the course | 0 | 2 | 0 | 0 | 4 | 0 | 5 | 6 | 30 | 17 | 8 | 136 | 12 | 10 | 120 | 286 | 340 | 84.12 |
| 3 | The effectiveness of the syllabus for facing competitiveness | 0 | 2 | 0 | 0 | 4 | 0 | 10 | 6 | 60 | 10 | 8 | 80 | 14 | 10 | 140 | 280 | 340 | 82.35 |
| 4 | Clarity and relevance of text books | 0 | 2 | 0 | 0 | 4 | 0 | 9 | 6 | 54 | 19 | 8 | 152 | 6 | 10 | 60 | 266 | 340 | 78.24 |
| 5 | The prescribed reference books for the course | 0 | 2 | 0 | 0 | 4 | 0 | 11 | 6 | 66 | 12 | 8 | 96 | 11 | 10 | 110 | 272 | 340 | 80.00 |
| 6 | Extent to which the course motivates the students to go for higher studies/research | 0 | 2 | 0 | 0 | 4 | 0 | 8 | 6 | 48 | 11 | 8 | 88 | 15 | 10 | 150 | 286 | 340 | 84.12 |
| 7 | Level of usefulness of the assignments and seminars to improve knowledge base in the course | 0 | 2 | 0 | 0 | 4 | 0 | 6 | 6 | 36 | 17 | 8 | 136 | 11 | 10 | 110 | 282 | 340 | 82.94 |

ANALYSIS OF THE STUDENT FEEDBACK ON DESIGN and REVIEW of SYLLABUS FOR THE YEAR 2019-20



Analysis

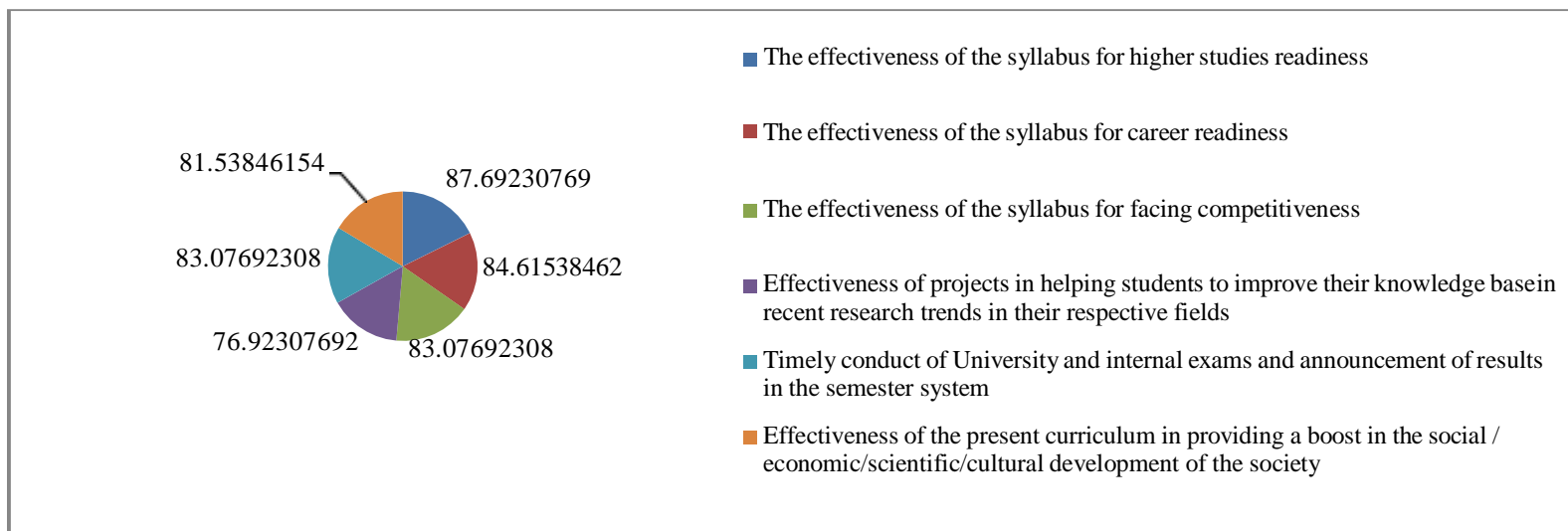
Students who offered feedback were from different courses. For students, it addressed curriculum and its learning related issues in terms of quality, competence, skills and professionalism. This feedback also considers other issues like effective delivery of curriculum, timely completion of the syllabus, Content of the Course in the syllabus, Applicability/relevance of the course, availability of prescribed reference books for the course, motivation to go for higher studies, Level of usefulness of the assignments and seminars to improve knowledge.

88 per cent of students are happy with the content of the Course in the syllabus. In respect of applicability / relevance to real life /in science and, 84 per cent students expressed satisfaction. 82 per cent of student found the syllabus suitable for facing the competitiveness, whereas 78 per cent of students think that the textbooks are relevant. 80 per cent of the students are satisfied with the provision of the prescribed reference books for the course. As many as 84 per cent of the students are happy that the course motivates them to go for higher studies/research and 83 per cent of the students are satisfied with the Level of usefulness of the assignments and seminars to improve knowledge base in the course.

ANALYSIS OF THE TEACHER FEEDBACK ON DESIGN and REVIEW of SYLLABUS FOR THE YEAR 2019-20

| SNo | Item | Dissatisfied | | | Needs Improvement | | | Moderately satisfied | | | Satisfied | | | Highly satisfied | | | Total Score given by the students | Maximum Score of all students | Average Score with % |
|-----|--|------------------|-------|-------|-------------------|-------|-------|----------------------|-------|-------|-------------------|-------|-------|------------------|-------|-------|-----------------------------------|-------------------------------|----------------------|
| | | No. Of Items (I) | Score | Total | No. Of Items (II) | Score | Total | No. Of Items (III) | Score | Total | No. Of Items (IV) | Score | Total | No. Of Items (V) | Score | Total | | | |
| 1 | The effectiveness of the syllabus for higher studies readiness | 0 | 2 | 0 | 0 | 4 | 0 | 0 | 6 | 0 | 8 | 8 | 64 | 5 | 10 | 50 | 114 | 130 | 87.69 |
| 2 | The effectiveness of the syllabus for career readiness | 0 | 2 | 0 | 0 | 4 | 0 | 0 | 6 | 0 | 10 | 8 | 80 | 3 | 10 | 30 | 110 | 130 | 84.62 |
| 3 | The effectiveness of the syllabus for facing competitiveness | 0 | 2 | 0 | 0 | 4 | 0 | 2 | 6 | 12 | 7 | 8 | 56 | 4 | 10 | 40 | 108 | 130 | 83.08 |
| 4 | Effectiveness of projects in helping students to improve their knowledge base in recent research trends in their respective fields | 0 | 2 | 0 | 1 | 4 | 4 | 2 | 6 | 12 | 8 | 8 | 64 | 2 | 10 | 20 | 100 | 130 | 76.92 |
| 5 | Timely conduct of University and internal exams and announcement of results in the semester system | 0 | 2 | 0 | 1 | 4 | 4 | 1 | 6 | 6 | 6 | 8 | 48 | 5 | 10 | 50 | 108 | 130 | 83.08 |
| 6 | Effectiveness of the present curriculum in providing a boost in the social / economic / scientific / cultural development of the society | 0 | 2 | 0 | 0 | 4 | 0 | 4 | 6 | 24 | 4 | 8 | 32 | 5 | 10 | 50 | 106 | 130 | 81.54 |

ANALYSIS OF THE TEACHER FEEDBACK ON DESIGN and REVIEW of SYLLABUS FOR THE YEAR 2019-20



Analysis

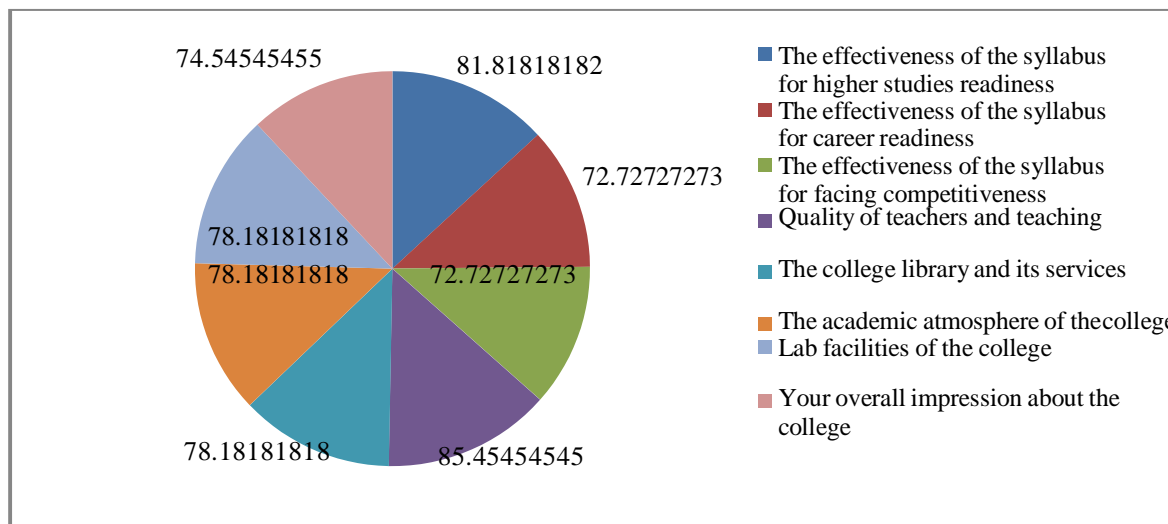
The feedback is taken from the teachers and the analysis of their responses is as follows

A majority of the teachers i.e . 87 per cent are satisfied with the effectiveness of the syllabus for higher studies readiness. 85 per cents are happy with the effectiveness of the syllabus for career readiness, where as 83 per cent of teachers felt satisfied with the effectiveness of the syllabus for facing competitiveness and 77 percent of teachers were happy with the effectiveness of projects in helping students to improve their knowledge base in recent research trends in their respective fields. 83 per cent are happy with timely conduct of university and internal exams and announcement of results in the semester system and 82 per cent of teachers were happy with the relevance of the syllabus for the development of the society.

ANALYSIS OF THE PARENT FEEDBACK ON DESIGN and REVIEW of SYLLABUS FOR THE YEAR 2019-20

| S No | Item | Dissatisfied | | | Needs Improvement | | | Moderately satisfied | | | Satisfied | | | Highly satisfied | | | Total Score given by the students | Maximum Score of all students | Average Score with % |
|------|--|------------------|-------|-------|-------------------|-------|-------|----------------------|-------|-------|-------------------|-------|-------|------------------|-------|-------|-----------------------------------|-------------------------------|----------------------|
| | | No. Of Items (I) | Score | Total | No. Of Items (II) | Score | Total | No. Of Items (III) | Score | Total | No. Of Items (IV) | Score | Total | No. Of Items (V) | Score | Total | | | |
| 1 | The effectiveness of the syllabus for higher studies readiness | 0 | 2 | 0 | 0 | 4 | 0 | 2 | 6 | 12 | 6 | 8 | 48 | 3 | 10 | 30 | 90 | 110 | 81.82 |
| 2 | The effectiveness of the syllabus for career readiness | 0 | 2 | 0 | 0 | 4 | 0 | 6 | 6 | 36 | 3 | 8 | 24 | 2 | 10 | 20 | 80 | 110 | 72.73 |
| 3 | The effectiveness of the syllabus for facing competitiveness | 0 | 2 | 0 | 0 | 4 | 0 | 4 | 6 | 24 | 7 | 8 | 56 | 0 | 10 | 0 | 80 | 110 | 72.73 |
| 4 | Quality of teachers and teaching | 0 | 2 | 0 | 0 | 4 | 0 | 3 | 6 | 18 | 2 | 8 | 16 | 6 | 10 | 60 | 94 | 110 | 85.45 |
| 5 | The college library and its services | 0 | 2 | 0 | 0 | 4 | 0 | 5 | 6 | 30 | 2 | 8 | 16 | 4 | 10 | 40 | 86 | 110 | 78.18 |
| 6 | The academic atmosphere of the college | 0 | 2 | 0 | 0 | 4 | 0 | 1 | 6 | 6 | 10 | 8 | 80 | 0 | 10 | 0 | 86 | 110 | 78.18 |
| 7 | Lab facilities of the college | 0 | 2 | 0 | 0 | 4 | 0 | 5 | 6 | 30 | 2 | 8 | 16 | 4 | 10 | 40 | 86 | 110 | 78.18 |
| 8 | Your overall impression about the college | 0 | 2 | 0 | 0 | 4 | 0 | 5 | 6 | 30 | 4 | 8 | 32 | 2 | 10 | 20 | 82 | 110 | 74.55 |

ANALYSIS OF THE PARENT FEEDBACK ON DESIGN and REVIEW of SYLLABUS FOR THE YEAR 2019-20



Analysis

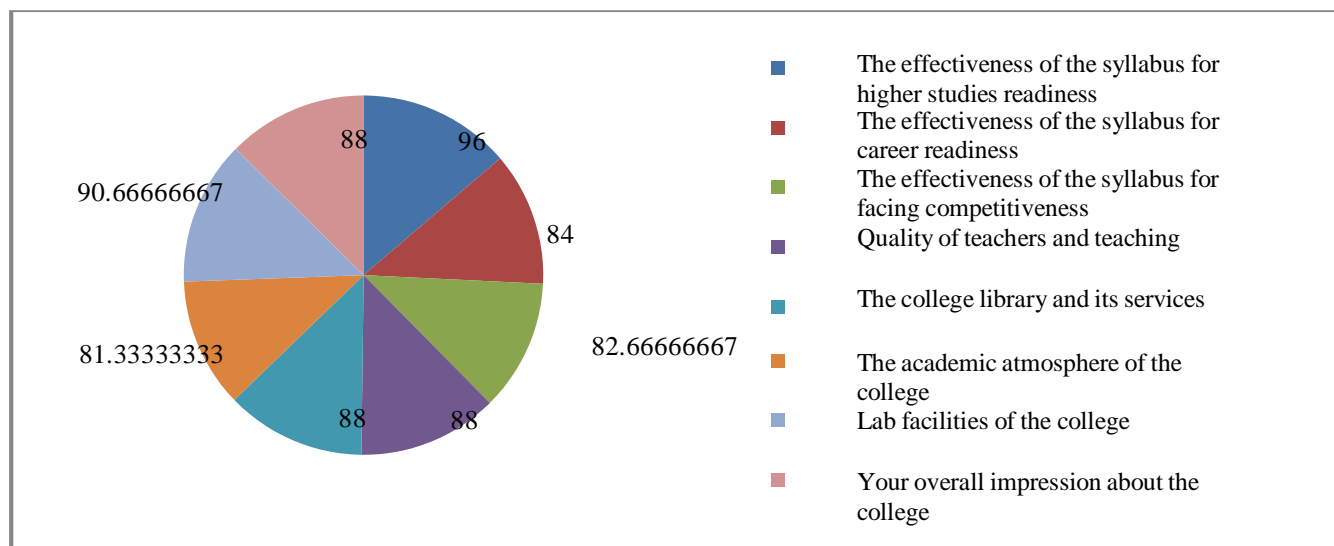
The feedback is collected from the parents and the analysis of their responses indicates that 82, 73, 73, 85 and 78 per cent of the parents expressed their satisfaction with the aspects like -

- The effectiveness of the syllabus for higher studies readiness
- The effectiveness of the syllabus for career readiness,
- The effectiveness of the syllabus for facing competitiveness,
- Quality of teachers and teaching and
- The college library and its services respectively.

ANALYSIS OF THE ALUMNI FEEDBACK ON DESIGN and REVIEW of SYLLABUS FOR THE YEAR 2019-20

| S N o | Attribute | Dissatisfied | | | Needs Improvement | | | Moderately satisfied | | | Satisfied | | | Highly satisfied | | | Total Score given by the students | Maximum Score of all students | Average Score with % |
|-------------|--|------------------|-------|-------|-------------------|-------|-------|----------------------|-------|-------|-------------------|-------|-------|------------------|-------|-------|-----------------------------------|-------------------------------|----------------------|
| | | No. Of Items (I) | Score | Total | No. Of Items (II) | Score | Total | No. Of Items (III) | Score | Total | No. Of Items (IV) | Score | Total | No. Of Items (V) | Score | Total | | | |
| 1 | The effectiveness of the syllabus for higher studies readiness | 0 | 2 | 0 | 0 | 4 | 0 | 0 | 6 | 0 | 3 | 8 | 24 | 12 | 10 | 120 | 144 | 150 | 96.00 |
| 2 | The effectiveness of the syllabus for career readiness | 0 | 2 | 0 | 0 | 4 | 0 | 2 | 6 | 12 | 8 | 8 | 64 | 5 | 10 | 50 | 126 | 150 | 84.00 |
| 3 | The effectiveness of the syllabus for facing competitiveness | 0 | 2 | 0 | 0 | 4 | 0 | 4 | 6 | 24 | 5 | 8 | 40 | 6 | 10 | 60 | 124 | 150 | 82.67 |
| 4 | Quality of teachers and teaching | 0 | 2 | 0 | 0 | 4 | 0 | 1 | 6 | 6 | 7 | 8 | 56 | 7 | 10 | 70 | 132 | 150 | 88.00 |
| 5 | The college library and its services | 0 | 2 | 0 | 0 | 4 | 0 | 1 | 6 | 6 | 7 | 8 | 56 | 7 | 10 | 70 | 132 | 150 | 88.00 |
| 6 | The academic atmosphere of the college | 0 | 2 | 0 | 0 | 4 | 0 | 4 | 6 | 24 | 6 | 8 | 48 | 5 | 10 | 50 | 122 | 150 | 81.33 |
| 7 | Lab facilities of the college | 0 | 2 | 0 | 0 | 4 | 0 | 1 | 6 | 6 | 5 | 8 | 40 | 9 | 10 | 90 | 136 | 150 | 90.67 |
| 8 | Your overall impression about the college | 0 | 2 | 0 | 0 | 4 | 0 | 1 | 6 | 6 | 7 | 8 | 56 | 7 | 10 | 70 | 132 | 150 | 88.00 |

ANALYSIS OF THE ALUMNI FEEDBACK ON DESIGN and REVIEW of SYLLABUS FOR THE YEAR 2019-20



Analysis

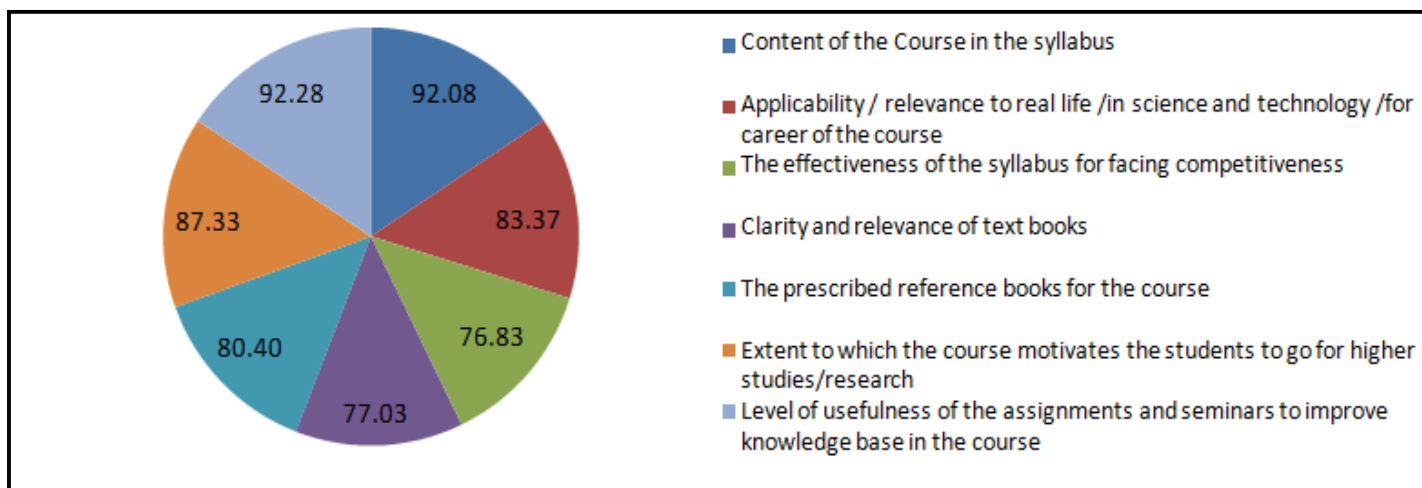
The college took the feedback from its alumni and here is the analysis.

On an average above 87 per cent of the alumni expressed satisfaction with all the attributes like: The effectiveness of the syllabus for higher studies readiness, the effectiveness of the syllabus for career readiness, the effectiveness of the syllabus for facing competitiveness, quality of teachers and teaching, the college library and its services, the academic atmosphere of the college Lab facilities of the college and overall impression about the college.

ANALYSIS OF THE STUDENT FEEDBACK ON DESIGN and REVIEW of SYLLABUS FOR THE YEAR 2018-19

| SNo | Attribute | Dissatisfied | | | Needs Improvement | | | Moderately satisfied | | | Satisfied | | | Highly satisfied | | | Total Score given by the students | Maximum Score of all students | Average Score with % |
|-----|---|------------------|-------|-------|-------------------|-------|-------|----------------------|-------|-------|-------------------|-------|-------|------------------|-------|-------|-----------------------------------|-------------------------------|----------------------|
| | | No. Of Items (I) | Score | Total | No. Of Items (II) | Score | Total | No. Of Items (III) | Score | Total | No. Of Items (IV) | Score | Total | No. Of Items (V) | Score | Total | | | |
| 1 | Content of the Course in the syllabus | 0 | 2 | 0 | 1 | 4 | 4 | 5 | 6 | 30 | 27 | 8 | 216 | 68 | 10 | 680 | 930 | 1010 | 92.08 |
| 2 | Applicability / relevance to real life /in science and technology /for career of the course | 1 | 2 | 2 | 3 | 4 | 12 | 15 | 6 | 90 | 41 | 8 | 328 | 41 | 10 | 410 | 842 | 1010 | 83.37 |
| 3 | The effectiveness of the syllabus for facing competitiveness | 3 | 2 | 6 | 12 | 4 | 48 | 23 | 6 | 138 | 23 | 8 | 184 | 40 | 10 | 400 | 776 | 1010 | 76.83 |
| 4 | Clarity and relevance of text books | 0 | 2 | 0 | 5 | 4 | 20 | 28 | 6 | 168 | 45 | 8 | 360 | 23 | 10 | 230 | 778 | 1010 | 77.03 |
| 5 | The prescribed reference books for the course | 3 | 2 | 6 | 18 | 4 | 72 | 9 | 6 | 54 | 15 | 8 | 120 | 56 | 10 | 560 | 812 | 1010 | 80.40 |
| 6 | Extent to which the course motivates the students to go for higher studies/research | 0 | 2 | 0 | 3 | 4 | 12 | 10 | 6 | 60 | 35 | 8 | 280 | 53 | 10 | 530 | 882 | 1010 | 87.33 |
| 7 | Level of usefulness of the assignments and seminars to improve knowledge base in the course | 1 | 2 | 2 | 1 | 4 | 4 | 4 | 6 | 24 | 24 | 8 | 192 | 71 | 10 | 710 | 932 | 1010 | 92.28 |

ANALYSIS OF THE STUDENT FEEDBACK ON DESIGN and REVIEW of SYLLABUS FOR THE YEAR 2018-19



Analysis

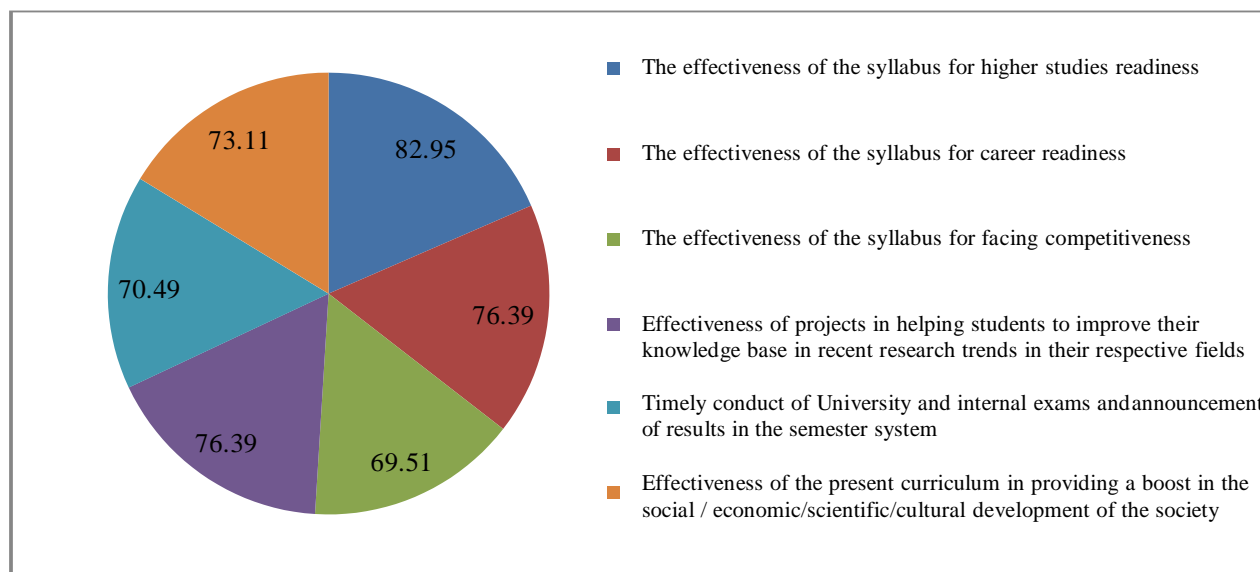
Students who offered feedback were from different courses. For students, it addressed curriculum and its learning related issues in terms of quality, competence, skills and professionalism. This feedback also considers other issues like effective delivery of curriculum, timely completion of the syllabus, Content of the Course in the syllabus, Applicability/relevance of the course, availability of prescribed reference books for the course, motivation to go for higher studies, Level of usefulness of the assignments and seminars to improve knowledge.

92 per cent of students are happy with the content of the Course in the syllabus. In respect of applicability / relevance to real life /in science and, 84 per cent students expressed satisfaction. 77 per cent of student found the syllabus and the available text books are relevant. 80 per cent of the students are satisfied with the provision of the prescribed reference books for the course. As many as 87 per cent of the students are happy that the course motivates them to go for higher studies/research and 92 per cent of the students are satisfied with the Level of usefulness of the assignments and seminars to improve knowledge base in the course.

ANALYSIS OF THE TEACHER FEEDBACK ON DESIGN and REVIEW of SYLLABUS FOR THE YEAR 2018-19

| Sno | Attribute | Dissatisfied | | | Needs Improvement | | | Moderately satisfied | | | Satisfied | | | Highly satisfied | | | Total Score given by the students | Maximum Score of all students | Average Score with % |
|-----|--|------------------|-------|-------|-------------------|-------|-------|----------------------|-------|-------|-------------------|-------|-------|------------------|-------|-------|-----------------------------------|-------------------------------|----------------------|
| | | No. Of Items (I) | Score | Total | No. Of Items (II) | Score | Total | No. Of Items (III) | Score | Total | No. Of Items (IV) | Score | Total | No. Of Items (V) | Score | Total | | | |
| 1 | The effectiveness of the syllabus for higher studies readiness | 1 | 2 | 2 | 1 | 4 | 4 | 5 | 6 | 30 | 35 | 8 | 280 | 19 | 10 | 190 | 506 | 610 | 82.95 |
| 2 | The effectiveness of the syllabus for career readiness | 0 | 2 | 0 | 2 | 4 | 8 | 16 | 6 | 96 | 34 | 8 | 272 | 9 | 10 | 90 | 466 | 610 | 76.39 |
| 3 | The effectiveness of the syllabus for facing competitiveness | 2 | 2 | 4 | 9 | 4 | 36 | 17 | 6 | 102 | 24 | 8 | 192 | 9 | 10 | 90 | 424 | 610 | 69.51 |
| 4 | Effectiveness of projects in helping students to improve their knowledge base in recent research trends in their respective fields | 2 | 2 | 4 | 1 | 4 | 4 | 20 | 6 | 120 | 21 | 8 | 168 | 17 | 10 | 170 | 466 | 610 | 76.39 |
| 5 | Timely conduct of University and internal exams and announcement of results in the semester system | 0 | 2 | 0 | 11 | 4 | 44 | 18 | 6 | 108 | 21 | 8 | 168 | 11 | 10 | 110 | 430 | 610 | 70.49 |
| 6 | Effectiveness of the present curriculum in providing a boost in the social / economic/scientific/cultural development of the society | 0 | 2 | 0 | 5 | 4 | 20 | 18 | 6 | 108 | 26 | 8 | 208 | 11 | 10 | 110 | 446 | 610 | 73.11 |

ANALYSIS OF THE TEACHER FEEDBACK ON DESIGN and REVIEW of SYLLABUS FOR THE YEAR 2018-19



Analysis

The feedback is taken from the teachers and the analysis of their responses is as follows

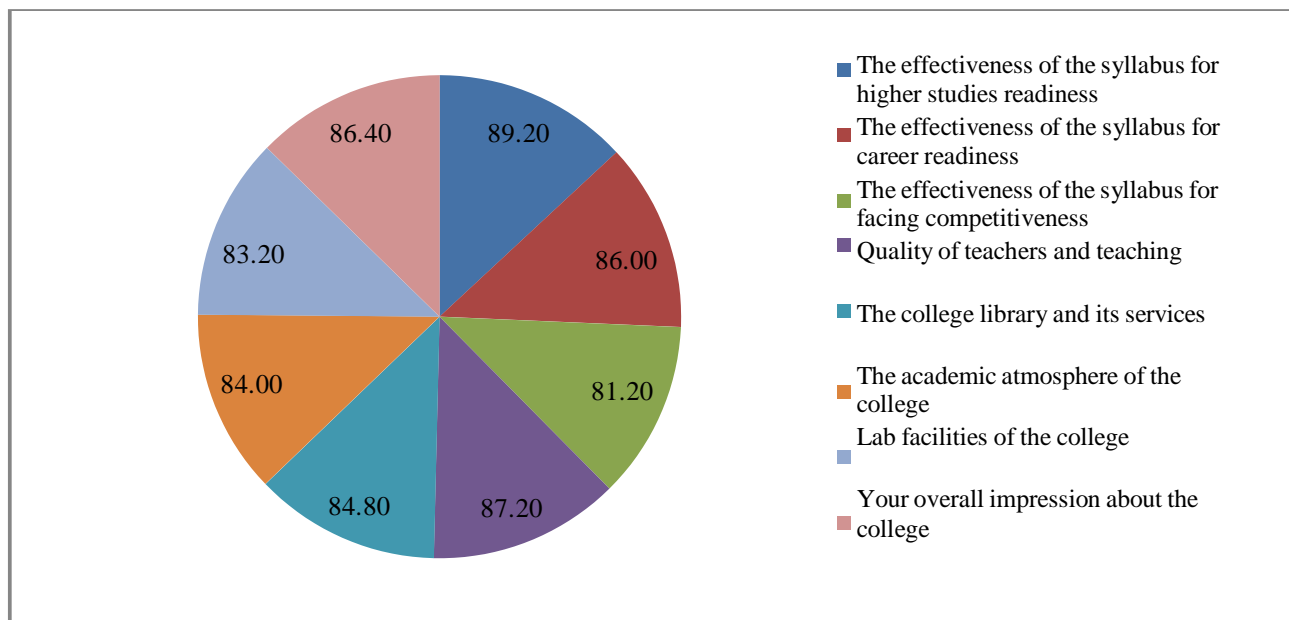
83 per cent of the teachers are satisfied with the effectiveness of the syllabus for higher studies readiness. 76 per cents are happy with the effectiveness of the syllabus for career readiness, where as 70 per cent of teachers felt satisfied with the effectiveness of the syllabus for facing competitiveness and 76 percent of teachers were happy with the effectiveness of projects in helping students to improve their knowledge base in recent research trends in their respective fields. 70 per cent are happy with timely conduct of university and internal exams and announcement of results in the semester system and 73 per cent of teachers were happy with the relevance of the syllabus for the development of the society.

ANALYSIS OF THE PARENT FEEDBACK ON DESIGN and REVIEW of SYLLABUS FOR THE YEAR 2018-19

The total score of the attribute corresponding to the rating given by each parent is calculated with average score corresponding to all the parents.

| S N O | Attribute | Dissatisfied | | Needs Improvement | | | Moderately satisfied | | | Satisfied | | | Highly satisfied | | | Total Score given by the students | Maximum Score of all students | Average Score with % | |
|-------------|--|------------------|-------|-------------------|-------------------|-------|----------------------|--------------------|-------|-----------|-------------------|-------|------------------|------------------|-------|-----------------------------------|-------------------------------|----------------------|-------|
| | | No. Of Items (I) | Score | Total | No. Of Items (II) | Score | Total | No. Of Items (III) | Score | Total | No. Of Items (IV) | Score | Total | No. Of Items (V) | Score | Total | | | |
| 1 | The effectiveness of the syllabus for higher studies readiness | 0 | 2 | 0 | 0 | 4 | 0 | 2 | 6 | 12 | 23 | 8 | 184 | 25 | 10 | 250 | 446 | 500 | 89.20 |
| 2 | The effectiveness of the syllabus for career readiness | 0 | 2 | 0 | 0 | 4 | 0 | 7 | 6 | 42 | 21 | 8 | 168 | 22 | 10 | 220 | 430 | 500 | 86.00 |
| 3 | The effectiveness of the syllabus for facing competitiveness | 0 | 2 | 0 | 0 | 4 | 0 | 15 | 6 | 90 | 17 | 8 | 136 | 18 | 10 | 180 | 406 | 500 | 81.20 |
| 4 | Quality of teachers and teaching | 0 | 2 | 0 | 1 | 4 | 4 | 5 | 6 | 30 | 19 | 8 | 152 | 25 | 10 | 250 | 436 | 500 | 87.20 |
| 5 | The college library and its services | 0 | 2 | 0 | 2 | 4 | 8 | 6 | 6 | 36 | 20 | 8 | 160 | 22 | 10 | 220 | 424 | 500 | 84.80 |
| 6 | The academic atmosphere of the college | 1 | 2 | 2 | 0 | 4 | 0 | 6 | 6 | 36 | 24 | 8 | 192 | 19 | 10 | 190 | 420 | 500 | 84.00 |
| 7 | Lab facilities of the college | 1 | 2 | 2 | 2 | 4 | 8 | 7 | 6 | 42 | 18 | 8 | 144 | 22 | 10 | 220 | 416 | 500 | 83.20 |
| 8 | Your overall impression about the college | 1 | 2 | 2 | 0 | 4 | 0 | 1 | 6 | 6 | 28 | 8 | 224 | 20 | 10 | 200 | 432 | 500 | 86.40 |

ANALYSIS OF THE PARENT FEEDBACK ON DESIGN and REVIEW of SYLLABUS FOR THE YEAR 2018-19



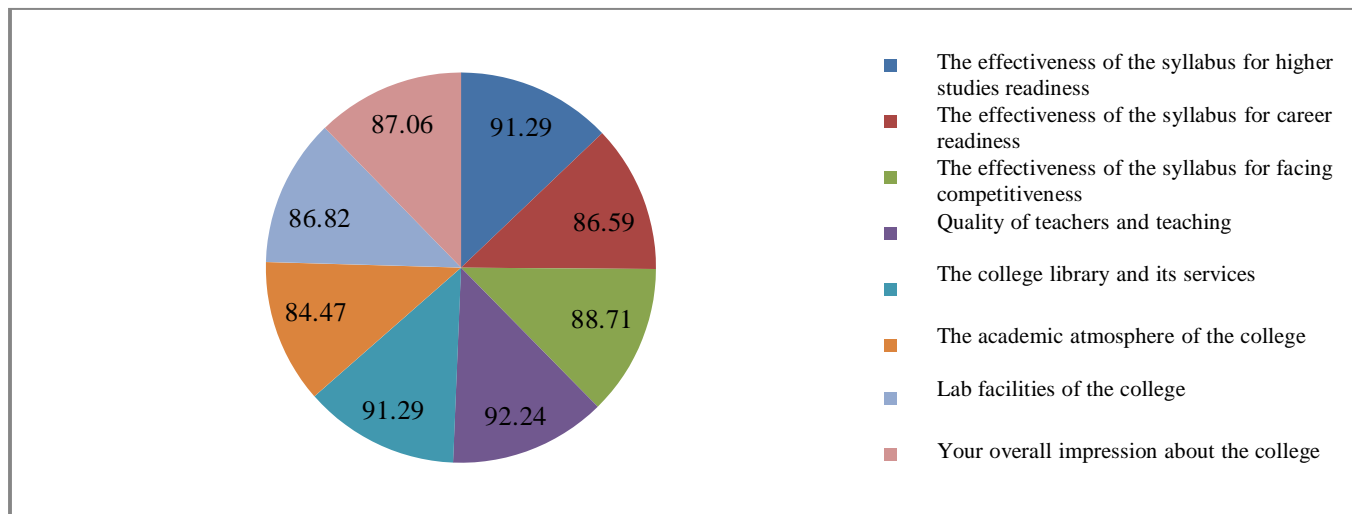
Analysis

The feedback is collected from the parents and the analysis of their responses indicates that on an average 74 per cent of the parents expressed their satisfaction with the aspects like: The effectiveness of the syllabus for higher studies readiness, the effectiveness of the syllabus for career readiness, the effectiveness of the syllabus for facing competitiveness, quality of teachers and teaching and the college library and its services respectively.

ANALYSIS OF THE ALUMNI FEEDBACK ON DESIGN and REVIEW of SYLLABUS FOR THE YEAR 2018-19

| Sno | Attribute | Dissatisfied | | | Needs Improvement | | | Moderately satisfied | | | Satisfied | | | Highly satisfied | | | Total Score given by the students | Maximum Score of all students | Average Score with % |
|-----|--|------------------|-------|-------|-------------------|-------|-------|----------------------|-------|-------|-------------------|-------|-------|------------------|-------|-------|-----------------------------------|-------------------------------|----------------------|
| | | No. Of Items (I) | Score | Total | No. Of Items (II) | Score | Total | No. Of Items (III) | Score | Total | No. Of Items (IV) | Score | Total | No. Of Items (V) | Score | Total | | | |
| 1 | The effectiveness of the syllabus for higher studies readiness | 0 | 2 | 0 | 0 | 4 | 0 | 3 | 6 | 18 | 31 | 8 | 248 | 51 | 10 | 510 | 776 | 850 | 91.29 |
| 2 | The effectiveness of the syllabus for career readiness | 0 | 2 | 0 | 0 | 4 | 0 | 8 | 6 | 48 | 36 | 8 | 288 | 40 | 10 | 400 | 736 | 850 | 86.59 |
| 3 | The effectiveness of the syllabus for facing competitiveness | 0 | 2 | 0 | 2 | 4 | 8 | 13 | 6 | 78 | 26 | 8 | 208 | 46 | 10 | 460 | 754 | 850 | 88.71 |
| 4 | Quality of teachers and teaching | 0 | 2 | 0 | 0 | 4 | 0 | 6 | 6 | 36 | 21 | 8 | 168 | 58 | 10 | 580 | 784 | 850 | 92.24 |
| 5 | The college library and its services | 0 | 2 | 0 | 1 | 4 | 4 | 7 | 6 | 42 | 25 | 8 | 200 | 53 | 10 | 530 | 776 | 850 | 91.29 |
| 6 | The academic atmosphere of the college | 0 | 2 | 0 | 1 | 4 | 4 | 8 | 6 | 48 | 37 | 8 | 296 | 37 | 10 | 370 | 718 | 850 | 84.47 |
| 7 | Lab facilities of the college | 2 | 2 | 4 | 1 | 4 | 4 | 10 | 6 | 60 | 25 | 8 | 200 | 47 | 10 | 470 | 738 | 850 | 86.82 |
| 8 | Your overall impression about the college | 2 | 2 | 4 | 1 | 4 | 4 | 11 | 6 | 66 | 32 | 8 | 256 | 41 | 10 | 410 | 740 | 850 | 87.06 |

ANALYSIS OF THE ALUMNI FEEDBACK ON DESIGN and REVIEW of SYLLABUS FOR THE YEAR 2018-19



Analysis

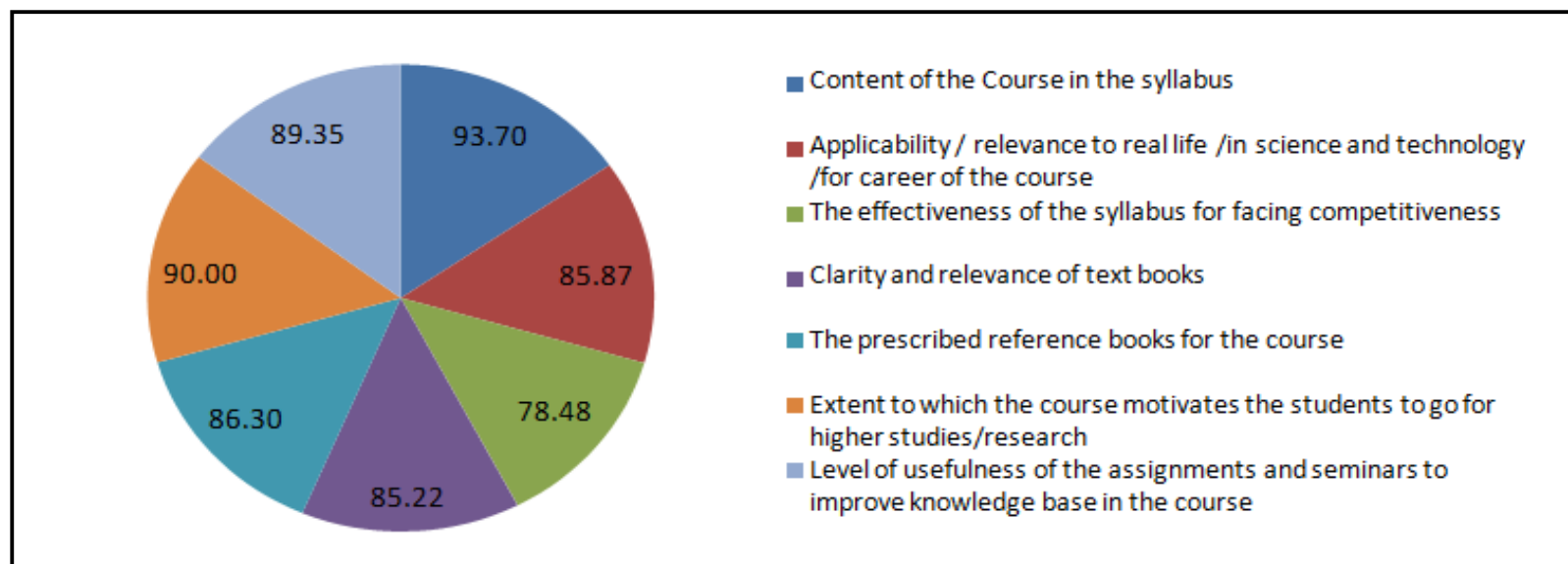
The college took the feedback from its alumni and here is the analysis.

On an average above 89 per cent of the alumni expressed satisfaction with all the attributes like: The effectiveness of the syllabus for higher studies readiness, the effectiveness of the syllabus for career readiness, the effectiveness of the syllabus for facing competitiveness, quality of teachers and teaching, the college library and its services, the academic atmosphere of the college Lab facilities of the college and overall impression about the college.

ANALYSIS OF THE STUDENT FEEDBACK ON DESIGN and REVIEW of SYLLABUS FOR THE YEAR 2017-18

| SNo | Attribute | Dissatisfied | | | Needs Improvement | | | Moderately satisfied | | | Satisfied | | | Highly satisfied | | | Total Score given by the students | Maximum Score of all students | Average Score with % |
|-----|---|------------------|-------|-------|-------------------|-------|-------|----------------------|-------|-------|-------------------|-------|-------|------------------|-------|-------|-----------------------------------|-------------------------------|----------------------|
| | | No. Of Items (I) | Score | Total | No. Of Items (II) | Score | Total | No. Of Items (III) | Score | Total | No. Of Items (IV) | Score | Total | No. Of Items (V) | Score | Total | | | |
| 1 | Content of the Course in the syllabus | 0 | 2 | 0 | 0 | 4 | 0 | 5 | 6 | 30 | 19 | 8 | 152 | 68 | 10 | 680 | 862 | 920 | 93.70 |
| 2 | Applicability / relevance to real life /in science and technology /for career of the course | 0 | 2 | 0 | 3 | 4 | 12 | 8 | 6 | 48 | 40 | 8 | 320 | 41 | 10 | 410 | 790 | 920 | 85.87 |
| 3 | The effectiveness of the syllabus for facing competitiveness | 10 | 2 | 20 | 5 | 4 | 20 | 10 | 6 | 60 | 24 | 8 | 192 | 43 | 10 | 430 | 722 | 920 | 78.48 |
| 4 | Clarity and relevance of text books | 3 | 2 | 6 | 1 | 4 | 4 | 9 | 6 | 54 | 45 | 8 | 360 | 36 | 10 | 360 | 784 | 920 | 85.22 |
| 5 | The prescribed reference books for the course | 0 | 2 | 0 | 1 | 4 | 4 | 7 | 6 | 42 | 46 | 8 | 368 | 38 | 10 | 380 | 794 | 920 | 86.30 |
| 6 | Extent to which the course motivates the students to go for higher studies/research | 0 | 2 | 0 | 2 | 4 | 8 | 5 | 6 | 30 | 30 | 8 | 240 | 55 | 10 | 550 | 828 | 920 | 90.00 |
| 7 | Level of usefulness of the assignments and seminars to improve knowledge base in the course | 2 | 2 | 4 | 0 | 4 | 0 | 1 | 6 | 6 | 39 | 8 | 312 | 50 | 10 | 500 | 822 | 920 | 89.35 |

ANALYSIS OF THE STUDENT FEEDBACK ON DESIGN and REVIEW of SYLLABUS FOR THE YEAR 2017-18



Analysis:

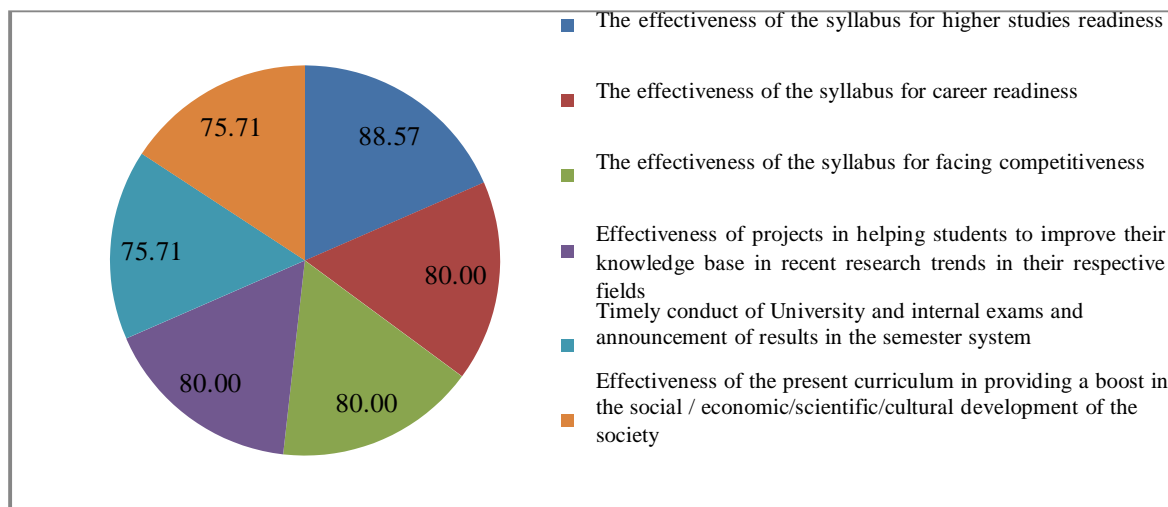
Students who offered feedback were from different courses. For students, it addressed curriculum and its learning related issues in terms of quality, competence, skills and professionalism. This feedback also considers other issues like effective delivery of curriculum, timely completion of the syllabus, Content of the Course in the syllabus, Applicability/relevance of the course, availability of prescribed reference books for the course, motivation to go for higher studies, Level of usefulness of the assignments and seminars to improve knowledge.

94 percent of students are satisfied with the content of the Course in the syllabus. In respect of applicability / relevance to real life /in science and technology, 86 per cent students expressed satisfaction. 78 per cent of student found the syllabus relevant for competitiveness. 85 per cent of the students are satisfied with the clarity and relevance of the text books for the course. As many as 86 per cent of the students are happy with the reference books available in the library. 87 per cent of students felt that the course they have chosen motivates them to go for higher studies/research and 89 per cent of the students are satisfied with the Level of usefulness of the assignments and seminars to improve knowledge base in the course.

ANALYSIS OF THE TEACHER FEEDBACK ON DESIGN and REVIEW of SYLLABUS FOR THE YEAR 2017-18

| S No | Attribute | Dissatisfied | | | Needs Improvement | | | Moderately satisfied | | | Satisfied | | | Highly satisfied | | | Total Score given by the students | Maximum Score of all students | Average Score with % |
|------|--|------------------|-------|-------|-------------------|-------|-------|----------------------|-------|-------|-------------------|-------|-------|------------------|-------|-------|-----------------------------------|-------------------------------|----------------------|
| | | No. Of Items (I) | Score | Total | No. Of Items (II) | Score | Total | No. Of Items (III) | Score | Total | No. Of Items (IV) | Score | Total | No. Of Items (V) | Score | Total | | | |
| 1 | The effectiveness of the syllabus for higher studies readiness | 0 | 2 | 0 | 0 | 4 | 0 | 0 | 6 | 0 | 8 | 8 | 64 | 6 | 10 | 60 | 124 | 140 | 88.57 |
| 2 | The effectiveness of the syllabus for career readiness | 0 | 2 | 0 | 0 | 4 | 0 | 2 | 6 | 12 | 10 | 8 | 80 | 2 | 10 | 20 | 112 | 140 | 80.00 |
| 3 | The effectiveness of the syllabus for facing competitiveness | 0 | 2 | 0 | 0 | 4 | 0 | 4 | 6 | 24 | 6 | 8 | 48 | 4 | 10 | 40 | 112 | 140 | 80.00 |
| 4 | Effectiveness of projects in helping students to improve their knowledge base in recent research trends in their respective fields | 0 | 2 | 0 | 0 | 4 | 0 | 3 | 6 | 18 | 8 | 8 | 64 | 3 | 10 | 30 | 112 | 140 | 80.00 |
| 5 | Timely conduct of University and internal exams and announcement of results in the semester system | 0 | 2 | 0 | 1 | 4 | 4 | 3 | 6 | 18 | 8 | 8 | 64 | 2 | 10 | 20 | 106 | 140 | 75.71 |
| 6 | Effectiveness of the present curriculum in providing a boost in the social / economic/scientific/cultural development of the society | 1 | 2 | 2 | 0 | 4 | 0 | 3 | 6 | 18 | 7 | 8 | 56 | 3 | 10 | 30 | 106 | 140 | 75.71 |

ANALYSIS OF THE TEACHER FEEDBACK ON DESIGN and REVIEW of SYLLABUS FOR THE YEAR 2017-18



Analysis

The feedback is taken from the teachers and the analysis of their responses is as follows

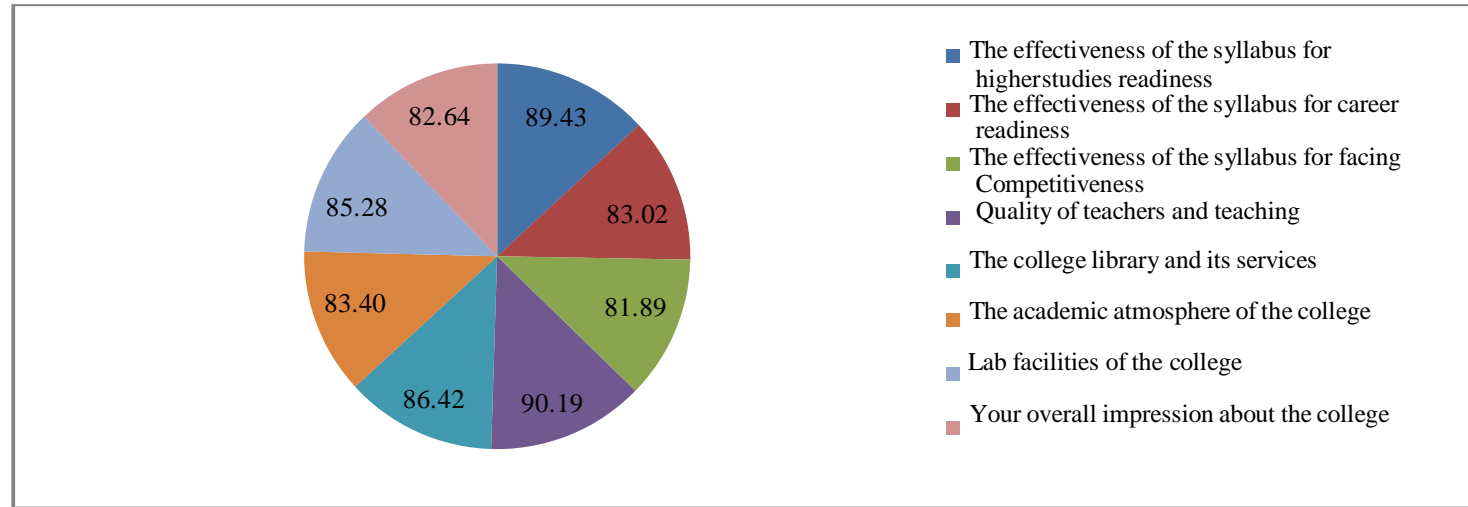
89 per cent of the teachers are happy with the effectiveness of the syllabus for higher studies readiness. The effectiveness of the syllabus for career readiness and to face competitiveness is found to be satisfactory with 80 per cent of the teachers. 88 percent of teachers were happy with the effectiveness of projects in helping students to improve their knowledge base in recent research trends in their respective fields. 82 per cent are happy with timely conduct of university and internal exams and announcement of results in the semester system and 92 per cent of teachers were happy with the relevance of the syllabus for the development of the society.

ANALYSIS OF THE PARENT FEEDBACK ON DESIGN and REVIEW of SYLLABUS FOR THE YEAR 2017-18

The total score of the attribute corresponding to the rating given by each parent is calculated with average score corresponding to all the parents.

| Sno | Attribute | Dissatisfied | | | Needs Improvement | | | Moderately satisfied | | | Satisfied | | | Highly satisfied | | | Total Score given by the students | Maximum Score of all students | Average Score with % |
|-----|--|------------------|-------|-------|-------------------|-------|-------|----------------------|-------|-------|-------------------|-------|-------|------------------|-------|-------|-----------------------------------|-------------------------------|----------------------|
| | | No. Of Items (I) | Score | Total | No. Of Items (II) | Score | Total | No. Of Items (III) | Score | Total | No. Of Items (IV) | Score | Total | No. Of Items (V) | Score | Total | | | |
| 1 | The effectiveness of the syllabus for higher studies readiness | 1 | 2 | 2 | 2 | 4 | 8 | 2 | 6 | 12 | 14 | 8 | 112 | 34 | 10 | 340 | 474 | 530 | 89.43 |
| 2 | The effectiveness of the syllabus for career readiness | 1 | 2 | 2 | 2 | 4 | 8 | 3 | 6 | 18 | 29 | 8 | 232 | 18 | 10 | 180 | 440 | 530 | 83.02 |
| 3 | The effectiveness of the syllabus for facing competitiveness | 0 | 2 | 0 | 1 | 4 | 4 | 11 | 6 | 66 | 23 | 8 | 184 | 18 | 10 | 180 | 434 | 530 | 81.89 |
| 4 | Quality of teachers and teaching | 0 | 2 | 0 | 0 | 4 | 0 | 4 | 6 | 24 | 18 | 8 | 144 | 31 | 10 | 310 | 478 | 530 | 90.19 |
| 5 | The college library and its services | 0 | 2 | 0 | 0 | 4 | 0 | 4 | 6 | 24 | 28 | 8 | 224 | 21 | 10 | 210 | 458 | 530 | 86.42 |
| 6 | The academic atmosphere of the college | 0 | 2 | 0 | 0 | 4 | 0 | 12 | 6 | 72 | 20 | 8 | 160 | 21 | 10 | 210 | 442 | 530 | 83.40 |
| 7 | Lab facilities of the college | 1 | 2 | 2 | 0 | 4 | 0 | 9 | 6 | 54 | 17 | 8 | 136 | 26 | 10 | 260 | 452 | 530 | 85.28 |
| 8 | Your overall impression about the college | 1 | 2 | 2 | 1 | 4 | 4 | 10 | 6 | 60 | 19 | 8 | 152 | 22 | 10 | 220 | 438 | 530 | 82.64 |

ANALYSIS OF THE PARENT FEEDBACK ON DESIGN and REVIEW of SYLLABUS FOR THE YEAR 2017-18



Analysis

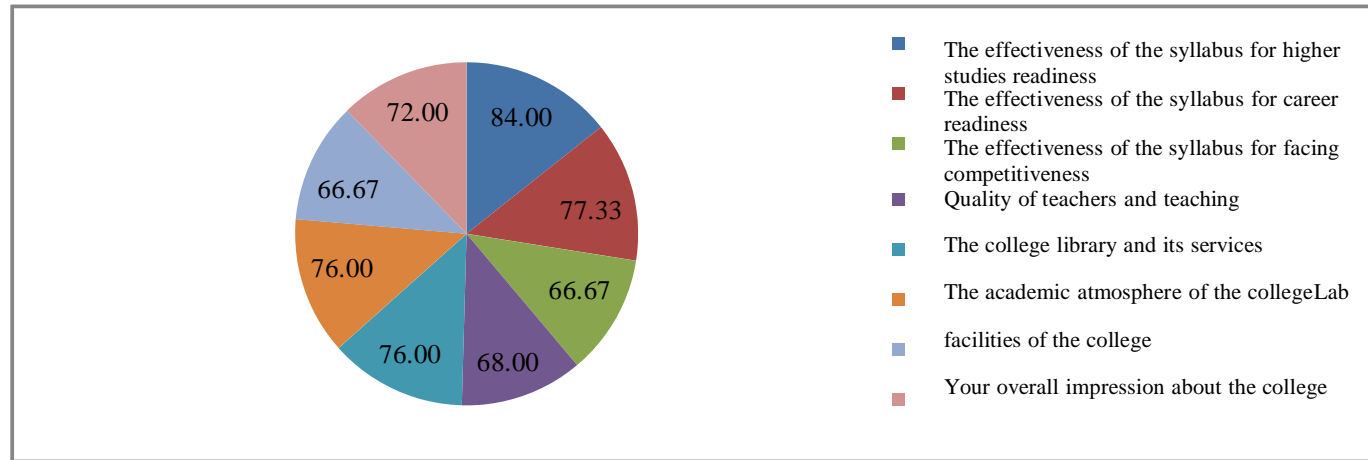
The feedback is collected from the parents and the analysis of their responses indicates that on an average 85 per cent of the parents expressed their satisfaction with the following aspects:

- The effectiveness of the syllabus for higher studies readiness
- The effectiveness of the syllabus for career readiness
- The effectiveness of the syllabus for facing competitiveness
- Quality of teachers and teaching
- The college library and its services

ANALYSIS OF THE ALUMNI FEEDBACK ON DESIGN and REVIEW of SYLLABUS FOR THE YEAR 2017-18

| Sno | Attribute | Dissatisfied | | | Needs Improvement | | | Moderately satisfied | | | Satisfied | | | Highly satisfied | | | Total Score given by the students | Maximum Score of all students | Average Score with % |
|-----|--|------------------|-------|-------|-------------------|-------|-------|----------------------|-------|-------|-------------------|-------|-------|------------------|-------|-------|-----------------------------------|-------------------------------|----------------------|
| | | No. Of Items (I) | Score | Total | No. Of Items (II) | Score | Total | No. Of Items (III) | Score | Total | No. Of Items (IV) | Score | Total | No. Of Items (V) | Score | Total | | | |
| 1 | The effectiveness of the syllabus for higher studies readiness | 0 | 2 | 0 | 1 | 4 | 4 | 0 | 6 | 0 | 9 | 8 | 72 | 5 | 10 | 50 | 126 | 150 | 84.00 |
| 2 | The effectiveness of the syllabus for career redness | 0 | 2 | 0 | 2 | 4 | 8 | 3 | 6 | 18 | 5 | 8 | 40 | 5 | 10 | 50 | 116 | 150 | 77.33 |
| 3 | The effectiveness of the syllabus for facing competitiveness | 3 | 2 | 6 | 3 | 4 | 12 | 1 | 6 | 6 | 2 | 8 | 16 | 6 | 10 | 60 | 100 | 150 | 66.67 |
| 4 | Quality of teachers and teaching | 2 | 2 | 4 | 1 | 4 | 4 | 4 | 6 | 24 | 5 | 8 | 40 | 3 | 10 | 30 | 102 | 150 | 68.00 |
| 5 | The college library and its services | 1 | 2 | 2 | 2 | 4 | 8 | 2 | 6 | 12 | 4 | 8 | 32 | 6 | 10 | 60 | 114 | 150 | 76.00 |
| 6 | The academic atmosphere of the college | 0 | 2 | 0 | 2 | 4 | 8 | 3 | 6 | 18 | 6 | 8 | 48 | 4 | 10 | 40 | 114 | 150 | 76.00 |
| 7 | Lab facilities of the college | 0 | 2 | 0 | 2 | 4 | 8 | 2 | 6 | 12 | 5 | 8 | 40 | 4 | 10 | 40 | 100 | 150 | 66.67 |
| 8 | Your overall impression about the college | 1 | 2 | 2 | 2 | 4 | 8 | 3 | 6 | 18 | 5 | 8 | 40 | 4 | 10 | 40 | 108 | 150 | 72.00 |

ANALYSIS OF THE ALUMNI FEEDBACK ON DESIGN and REVIEW of SYLLABUS FOR THE YEAR 2017-18



Analysis:

The college took the feedback from its alumni and here is the analysis.

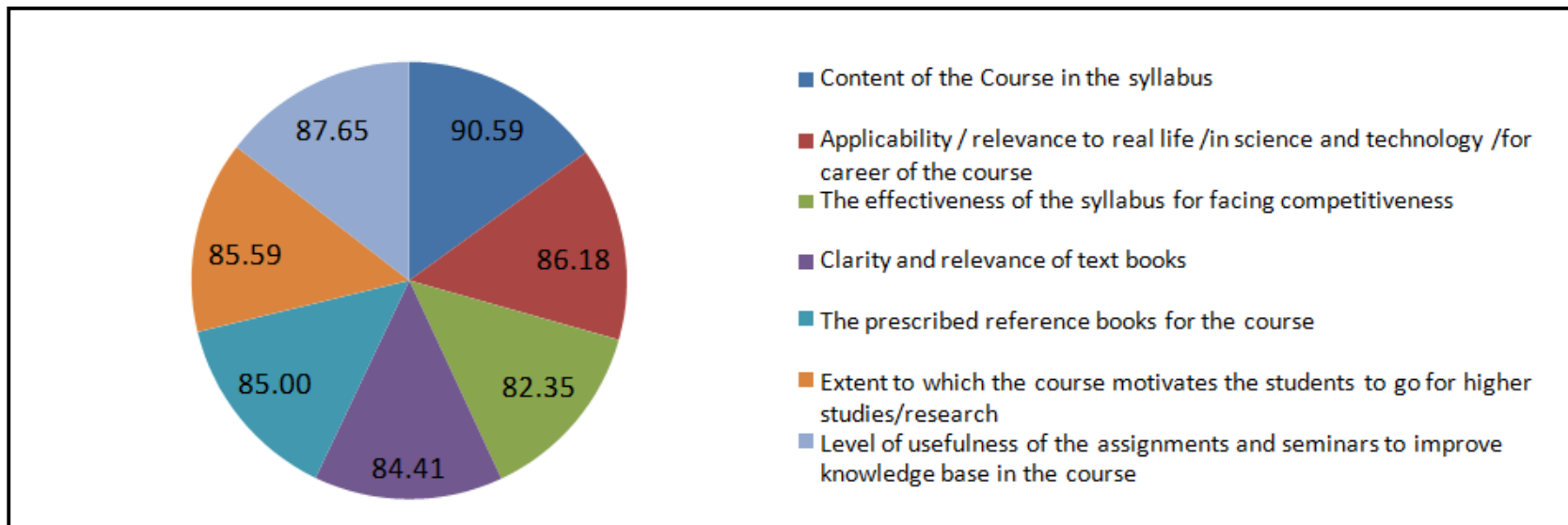
On an average above 73 per cent of the alumni expressed satisfaction with the following quality aspects:

- The effectiveness of the syllabus for higher studies readiness
- The effectiveness of the syllabus for career readiness
- The effectiveness of the syllabus for facing competitiveness
- Quality of teachers and teaching, the college library and its services
- The academic atmosphere of the college
- Lab facilities of the college.

ANALYSIS OF THE STUDENT FEEDBACK ON DESIGN and REVIEW of SYLLABUS FOR THE YEAR 2016-17

| SNo | Attribute | Dissatisfied | | | Needs Improvement | | | Moderately satisfied | | | Satisfied | | | Highly satisfied | | | Total Score given by the students | Maximum Score of all students | Average Score with % |
|-----|---|------------------|-------|-------|-------------------|-------|-------|----------------------|-------|-------|-------------------|-------|-------|------------------|-------|-------|-----------------------------------|-------------------------------|----------------------|
| | | No. Of Items (I) | Score | Total | No. Of Items (II) | Score | Total | No. Of Items (III) | Score | Total | No. Of Items (IV) | Score | Total | No. Of Items (V) | Score | Total | | | |
| 1 | Content of the Course in the syllabus | 0 | 2 | 0 | 0 | 4 | 0 | 2 | 6 | 12 | 28 | 8 | 224 | 38 | 10 | 380 | 616 | 680 | 90.59 |
| 2 | Applicability / relevance to real life /in science and technology /for career of the course | 0 | 2 | 0 | 0 | 4 | 0 | 6 | 6 | 36 | 35 | 8 | 280 | 27 | 10 | 270 | 586 | 680 | 86.18 |
| 3 | The effectiveness of the syllabus for facing competitiveness | 0 | 2 | 0 | 0 | 4 | 0 | 18 | 6 | 108 | 24 | 8 | 192 | 26 | 10 | 260 | 560 | 680 | 82.35 |
| 4 | Clarity and relevance of text books | 0 | 2 | 0 | 2 | 4 | 8 | 10 | 6 | 60 | 27 | 8 | 216 | 29 | 10 | 290 | 574 | 680 | 84.41 |
| 5 | The prescribed reference books for the course | 0 | 2 | 0 | 0 | 4 | 0 | 12 | 6 | 72 | 27 | 8 | 216 | 29 | 10 | 290 | 578 | 680 | 85.00 |
| 6 | Extent to which the course motivates the students to go for higher studies/research | 0 | 2 | 0 | 0 | 4 | 0 | 10 | 6 | 60 | 29 | 8 | 232 | 29 | 10 | 290 | 582 | 680 | 85.59 |
| 7 | Level of usefulness of the assignments and seminars to improve knowledge base in the course | 0 | 2 | 0 | 0 | 4 | 0 | 8 | 6 | 48 | 26 | 8 | 208 | 34 | 10 | 340 | 596 | 680 | 87.65 |

ANALYSIS OF THE STUDENT FEEDBACK ON DESIGN and REVIEW of SYLLABUS FOR THE YEAR 2016-17



Analysis:

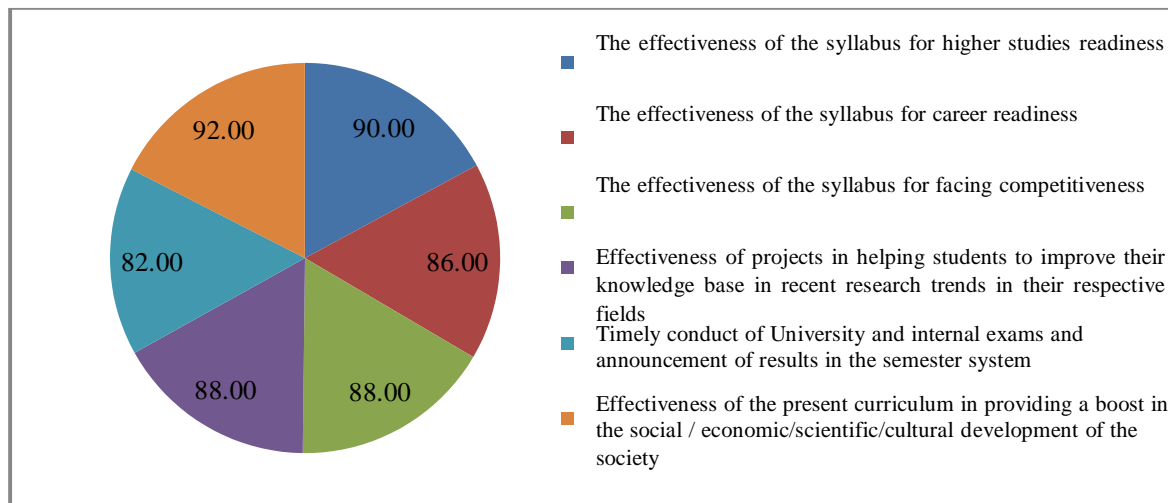
Students who offered feedback were from different courses. For students, it addressed curriculum and its learning related issues in terms of quality, competence, skills and professionalism. This feedback also considers other issues like effective delivery of curriculum, timely completion of the syllabus, Content of the Course in the syllabus, Applicability/relevance of the course, availability of prescribed reference books for the course, motivation to go for higher studies, Level of usefulness of the assignments and seminars to improve knowledge.

With regard to the content of the Course in the syllabus, 91 per cent of students are satisfied. In respect of applicability / relevance to real life /in science and technology, 86 per cent students expressed satisfaction. 82 per cent of student found the syllabus useful for competitiveness. 84 per cent of the students are satisfied with the clarity and usefulness of the text books for the course. As many as 85 per cent of the students are happy with the reference books available in the library. 86 per cent of students felt that the course they have chosen really motivates them to go for higher studies/research and 88 per cent of the students are satisfied with the level of effectiveness of the assignments and seminars to improve knowledge base in the course.

ANALYSIS OF THE TEACHER FEEDBACK ON DESIGN and REVIEW of SYLLABUS FOR THE YEAR 2016-17

| SNo | Attribute | Dissatisfied | | | Needs Improvement | | | Moderately satisfied | | | Satisfied | | | Highly satisfied | | | Total Score given by the students | Maximum Score of all students | Average Score with % |
|-----|--|------------------|-------|-------|-------------------|-------|-------|----------------------|-------|-------|-------------------|-------|-------|------------------|-------|-------|-----------------------------------|-------------------------------|----------------------|
| | | No. Of Items (I) | Score | Total | No. Of Items (II) | Score | Total | No. Of Items (III) | Score | Total | No. Of Items (IV) | Score | Total | No. Of Items (V) | Score | Total | | | |
| 1 | The effectiveness of the syllabus for higher studies readiness | 0 | 2 | 0 | 0 | 4 | 0 | 0 | 6 | 0 | 5 | 8 | 40 | 5 | 10 | 50 | 90 | 100 | 90.00 |
| 2 | The effectiveness of the syllabus for career readiness | 0 | 2 | 0 | 0 | 4 | 0 | 0 | 6 | 0 | 7 | 8 | 56 | 3 | 10 | 30 | 86 | 100 | 86.00 |
| 3 | The effectiveness of the syllabus for facing competitiveness | 0 | 2 | 0 | 0 | 4 | 0 | 0 | 6 | 0 | 6 | 8 | 48 | 4 | 10 | 40 | 88 | 100 | 88.00 |
| 4 | Effectiveness of projects in helping students to improve their knowledge base in recent research trends in their respective fields | 0 | 2 | 0 | 0 | 4 | 0 | 0 | 6 | 0 | 6 | 8 | 48 | 4 | 10 | 40 | 88 | 100 | 88.00 |
| 5 | Timely conduct of University and internal exams and announcement of results in the semester system | 0 | 2 | 0 | 1 | 4 | 4 | 1 | 6 | 6 | 4 | 8 | 32 | 4 | 10 | 40 | 82 | 100 | 82.00 |
| 6 | Effectiveness of the present curriculum in providing a boost in the social / economic/scientific/cultural development of the society | 0 | 2 | 0 | 0 | 4 | 0 | 1 | 6 | 6 | 7 | 8 | 56 | 3 | 10 | 30 | 92 | 100 | 92.00 |

ANALYSIS OF THE TEACHER FEEDBACK ON DESIGN and REVIEW of SYLLABUS FOR THE YEAR 2016-17



Analysis

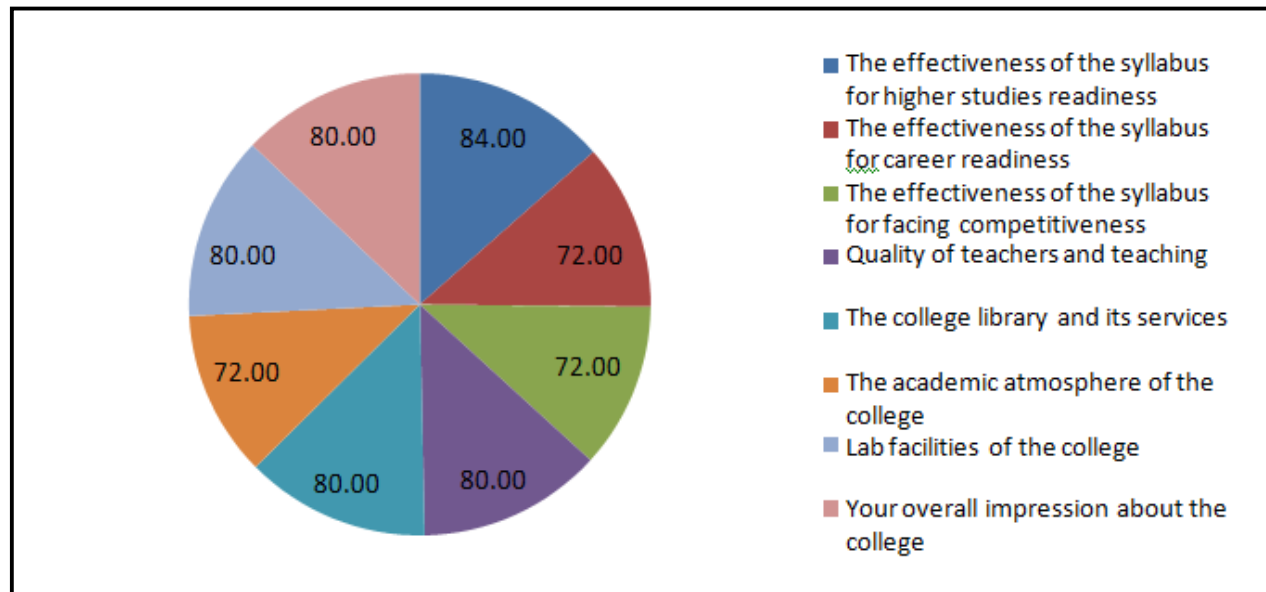
The feedback is taken from the teachers and the analysis of their responses is as follows

With regard to the effectiveness of the syllabus for higher studies readiness, 90 per cent of the teachers are satisfied. 86 per cent of teachers found the syllabus for career readiness, 88 per cent found it to be useful for competitiveness. 88 percent of teachers were happy with the effectiveness of projects in helping students to improve their knowledge base in recent research trends in their respective fields. 82 per cent are happy with timely conduct of university and internal exams and announcement of results in the semester system and 92 per cent of teachers were happy with the relevance of the syllabus for the development of the society.

ANALYSIS OF THE PARENT FEEDBACK ON DESIGN and REVIEW of SYLLABUS FOR THE YEAR 2016-17

| Sno | Attribute | Dissatisfied | | | Needs Improvement | | | Moderately satisfied | | | Satisfied | | | Highly satisfied | | | Total Score given by the students | Maximum Score of all students | Average Score with % |
|-----|--|------------------|-------|-------|-------------------|-------|-------|----------------------|-------|-------|-------------------|-------|-------|------------------|-------|-------|-----------------------------------|-------------------------------|----------------------|
| | | No. Of Items (I) | Score | Total | No. Of Items (II) | Score | Total | No. Of Items (III) | Score | Total | No. Of Items (IV) | Score | Total | No. Of Items (V) | Score | Total | | | |
| 1 | The effectiveness of the syllabus for higher studies readiness | 0 | 2 | 0 | 0 | 4 | 0 | 0 | 6 | 0 | 4 | 8 | 32 | 1 | 10 | 10 | 42 | 50 | 84.00 |
| 2 | The effectiveness of the syllabus for career readiness | 0 | 2 | 0 | 0 | 4 | 0 | 2 | 6 | 12 | 3 | 8 | 24 | 0 | 10 | 0 | 36 | 50 | 72.00 |
| 3 | The effectiveness of the syllabus for facing competitiveness | 0 | 2 | 0 | 0 | 4 | 0 | 3 | 6 | 18 | 1 | 8 | 8 | 1 | 10 | 10 | 36 | 50 | 72.00 |
| 4 | Quality of teachers and teaching | 0 | 2 | 0 | 0 | 4 | 0 | 0 | 6 | 0 | 5 | 8 | 40 | 0 | 10 | 0 | 40 | 50 | 80.00 |
| 5 | The college library and its services | 0 | 2 | 0 | 0 | 4 | 0 | 0 | 6 | 0 | 5 | 8 | 40 | 0 | | 0 | 40 | 50 | 80.00 |
| 6 | The academic atmosphere of the college | 0 | 2 | 0 | 0 | 4 | 0 | 2 | 6 | 12 | 3 | 8 | 24 | 0 | 10 | 0 | 36 | 50 | 72.00 |
| 7 | Lab facilities of the college | 0 | 2 | 0 | 0 | 4 | 0 | 0 | 6 | 0 | 5 | 8 | 40 | 0 | 10 | 0 | 40 | 50 | 80.00 |
| 8 | Your overall impression about the college | 0 | 2 | 0 | 0 | 4 | 0 | 0 | 6 | 0 | 5 | 8 | 40 | 0 | 10 | 0 | 40 | 50 | 80.00 |

ANALYSIS OF THE PARENT FEEDBACK ON DESIGN and REVIEW of SYLLABUS FOR THE YEAR 2016-17



Analysis

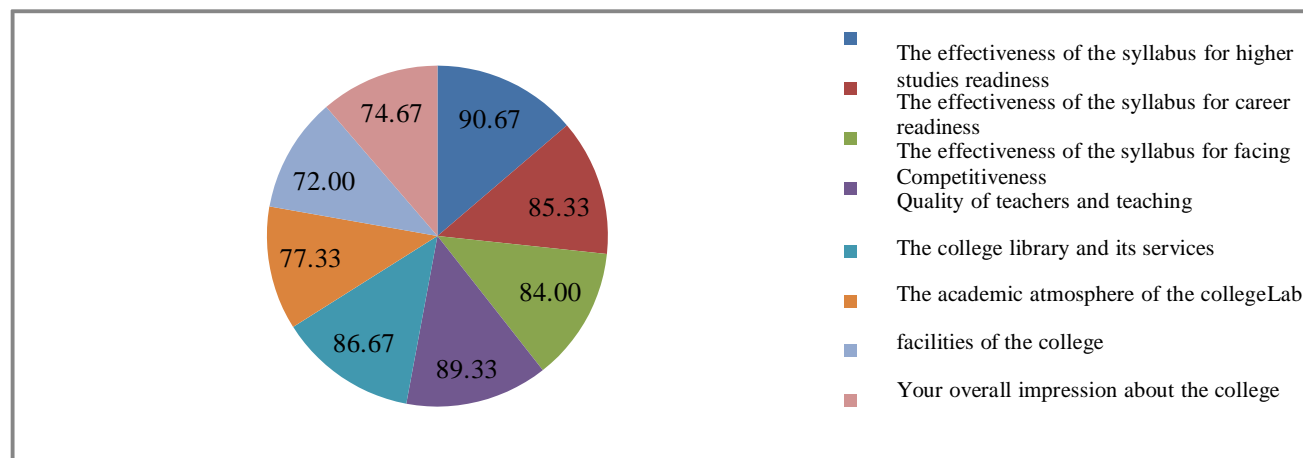
The feedback is collected from the parents and the analysis of their responses indicates that on an average 78 per cent of the parents expressed their satisfaction with the following aspects:

- The effectiveness of the syllabus for higher studies readiness
- The effectiveness of the syllabus for career readiness
- The effectiveness of the syllabus for facing competitiveness
- Quality of teachers and teaching
- The college library and its services

ANALYSIS OF THE ALUMNI FEEDBACK ON DESIGN and REVIEW of SYLLABUS FOR THE YEAR 2016-17

| S No | Attribute | Dissatisfied | | | Needs Improvement | | | Moderately satisfied | | | Satisfied | | | Highly satisfied | | | Total Score given by the students | Maximum Score of all students | Average Score with % |
|------|--|------------------|-------|-------|-------------------|-------|-------|----------------------|-------|-------|-------------------|-------|-------|------------------|-------|-------|-----------------------------------|-------------------------------|----------------------|
| | | No. Of Items (I) | Score | Total | No. Of Items (II) | Score | Total | No. Of Items (III) | Score | Total | No. Of Items (IV) | Score | Total | No. Of Items (V) | Score | Total | | | |
| 1 | The effectiveness of the syllabus for higher studies readiness | 0 | 2 | 0 | 0 | 4 | 0 | 2 | 6 | 12 | 3 | 8 | 24 | 10 | 10 | 100 | 136 | 150 | 90.67 |
| 2 | The effectiveness of the syllabus for career redness | 0 | 2 | 0 | 0 | 4 | 0 | 2 | 6 | 12 | 7 | 8 | 56 | 6 | 10 | 60 | 128 | 150 | 85.33 |
| 3 | The effectiveness of the syllabus for facing competitiveness | 0 | 2 | 0 | 0 | 4 | 0 | 2 | 6 | 12 | 8 | 8 | 64 | 5 | 10 | 50 | 126 | 150 | 84.00 |
| 4 | Quality of teachers and teaching | 0 | 2 | 0 | 0 | 4 | 0 | 0 | 6 | 0 | 8 | 8 | 64 | 7 | 10 | 70 | 134 | 150 | 89.33 |
| 5 | The college library and its services | 0 | 2 | 0 | 0 | 4 | 0 | 0 | 6 | 0 | 5 | 8 | 40 | 9 | 10 | 90 | 130 | 150 | 86.67 |
| 6 | The academic atmosphere of the college | 0 | 2 | 0 | 0 | 4 | 0 | 5 | 6 | 30 | 7 | 8 | 56 | 3 | 10 | 30 | 116 | 150 | 77.33 |
| 7 | Lab facilities of the college | 0 | 2 | 0 | 2 | 4 | 8 | 3 | 6 | 18 | 9 | 8 | 72 | 1 | 10 | 10 | 108 | 150 | 72.00 |
| 8 | Your overall impression about the college | 0 | 2 | 0 | 0 | 4 | 0 | 5 | 6 | 30 | 4 | 8 | 32 | 5 | 10 | 50 | 112 | 150 | 74.67 |

ANALYSIS OF THE ALUMNI FEEDBACK ON DESIGN and REVIEW of SYLLABUS FOR THE YEAR 2016-17



Analysis

The college took the feedback from its alumni and here is the analysis.

On an average above 83 per cent of the alumni expressed satisfaction with the following quality aspects:

- The effectiveness of the syllabus for higher studies readiness
- The effectiveness of the syllabus for career readiness
- The effectiveness of the syllabus for facing competitiveness
- Quality of teachers and teaching, the college library and its services
- The academic atmosphere of the college
- Lab facilities of the college.