

ALUMNI FEEDBACK FORM

(2022-23)

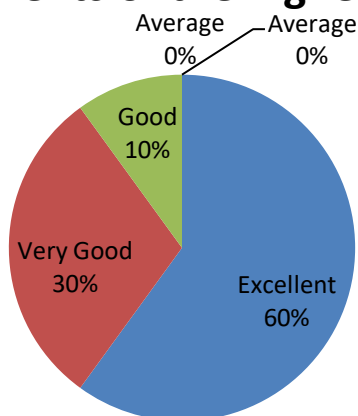
S. No.	Attribute	Excellent (5)	Very Good(4)	Good(3)	Average (2)	Below Average (1)
1	How far the overall syllabus is effective to fulfill the requirements of the higher studies	6	3	1	--	--
2	How far the overall syllabus is effective to create career opportunities	5	4	1	--	--
3	How far the overall syllabus is effective for creating competitive awareness	7	1	2	--	--
4	How is the overall quality of the teaching faculty to encourage students in achieving their career goals	6	2	2	--	--
5	How far the college library and its service are effectively useful to the students for the preparation of their competitive exams	7	1	2	--	--
6	What is overall academic atmosphere of the institution	7	2	1	--	--
7	How far the infrastructural facilities of the institution are adequate	7	3	--	--	--
8	How far the learning and moral values are imparted in the syllabus and curriculum	8	2	--	--	--
9	How far the institution is maintaining the good rapport with the alumni	6	3	1	--	--
10	What is your overall impression about this institution	7	2	1	--	--

Question Wise Feedback Analysis on Syllabus and its Transaction by Alumni 2022-23 in pie chart

1. How far the overall syllabus is effective to fulfill the requirements of the higher studies

Feedback	No. of Responses	Percentage	Cumulative Percentage
Excellent	6	70	70
Very Good	3	20	90
Good	1	10	100
Average	0	0	
Below Average	0	0	

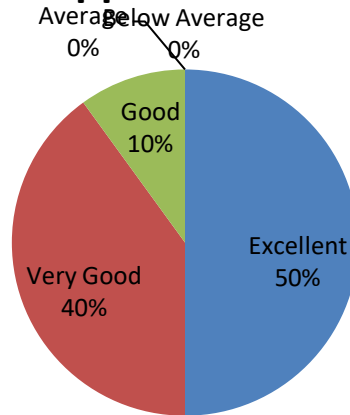
Effectiveness of Syllabus to fulfill the requirements of the higher studies



2. How far the overall syllabus is effective to create career opportunities

Feedback	No. of Responses	Percentage	Cumulative Percentage
Excellent	5	50	50
Very Good	4	40	90
Good	1	10	100
Average	0	0	
Below Average	0	0	

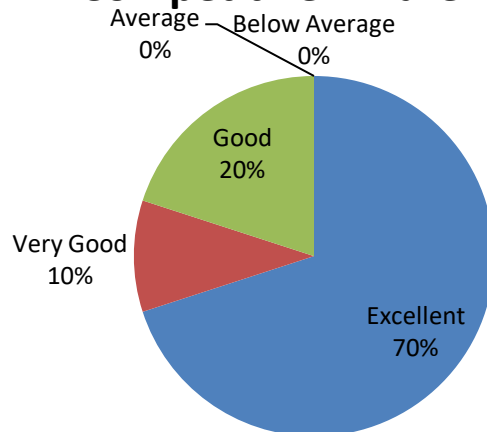
Effectiveness of the syllabus to create career opportunities



3. How far the overall syllabus is effective for creating competitive awareness

Feedback	No. of Responses	Percentage	Cumulative Percentage
Excellent	7	70	70
Very Good	1	10	80
Good	2	20	100
Average	0	0	
Below Average	0	0	

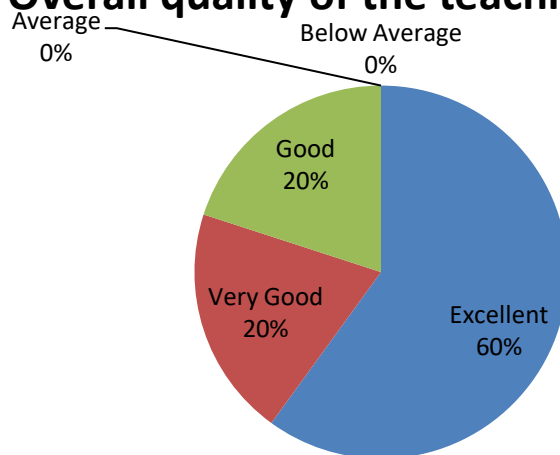
Effectiveness of the syllabus for creating Competitive Awareness



4. How is the overall quality of the teaching faculty to encourage students in achieving their career goals

Feedback	No. of Responses	Percentage	Cumulative Percentage
Excellent	6	60	60
Very Good	2	20	80
Good	2	20	100
Average	0	0	
Below Average	0	0	

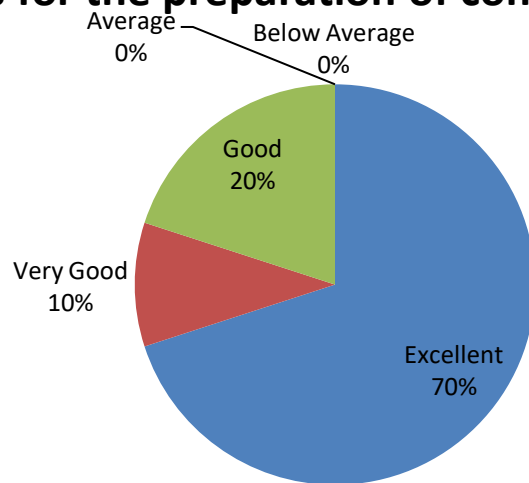
Overall quality of the teaching faculty



5. How far the college library and its service are effectively useful to the students for the preparation of their competitive exams

Feedback	No. of Responses	Percentage	Cumulative Percentage
Excellent	7	70	70
Very Good	1	10	80
Good	2	20	100
Average	0	0	
Below Average	0	0	

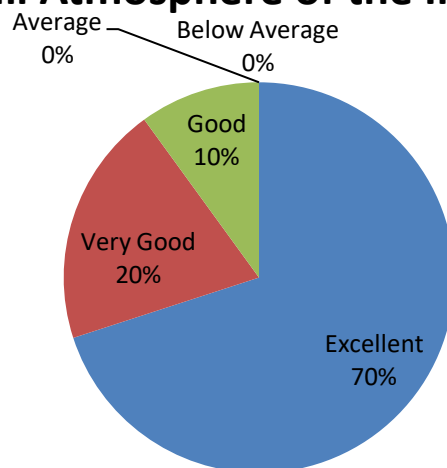
Usefulness of Library and its services to the students for the preparation of competitive exams



6. What is overall academic atmosphere of the institution

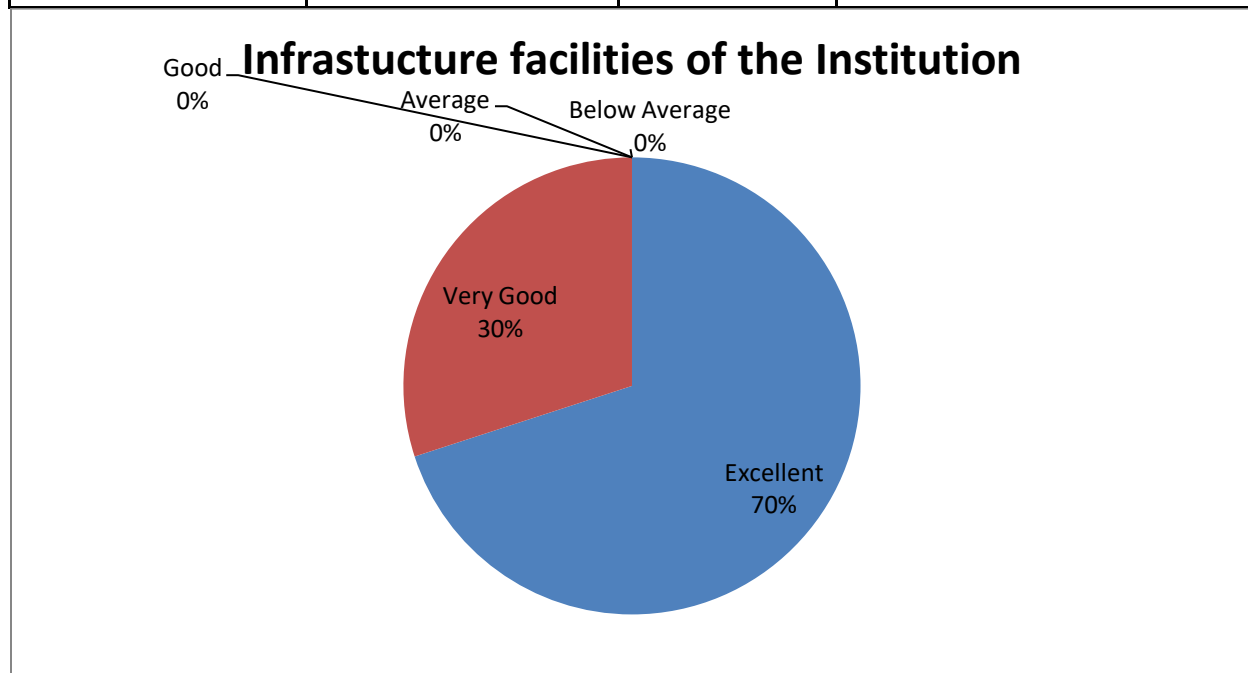
Feedback	No. of Responses	Percentage	Cumulative Percentage
Excellent	7	70	70
Very Good	2	20	90
Good	1	10	100
Average	0	0	
Below Average	0	0	

Overall Atmosphere of the Institution



7. How far the infrastructural facilities of the institution are adequate

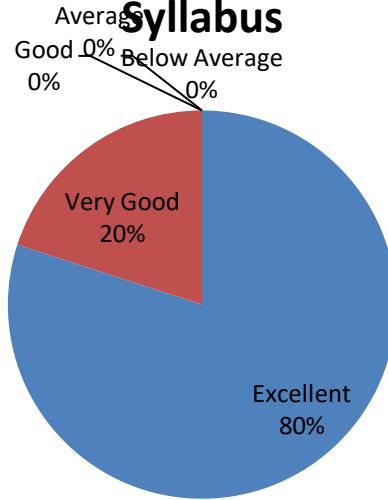
Feedback	No. of Responses	Percentage	Cumulative Percentage
Excellent	7	70	70
Very Good	3	30	100
Good	0	0	100
Average	0	0	
Below Average	0	0	



8. How far the learning and moral values are imparted in the syllabus and curriculum

Feedback	No. of Responses	Percentage	Cumulative Percentage
Excellent	8	80	80
Very Good	2	20	100
Good	0	0	100
Average	0	0	
Below Average	0	0	

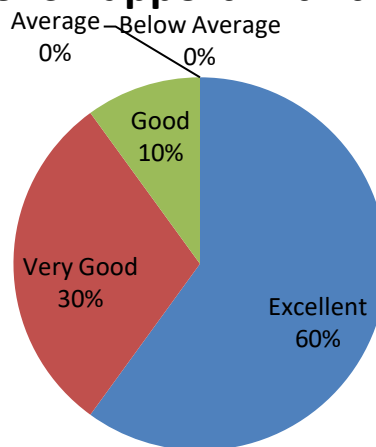
Imparting of Learning and Moral Values in the Syllabus



9. How far the institution is maintaining the good rapport with the alumni

Feedback	No. of Responses	Percentage	Cumulative Percentage
Excellent	6	60	60
Very Good	3	30	90
Good	1	10	100
Average	0	0	
Below Average	0	0	

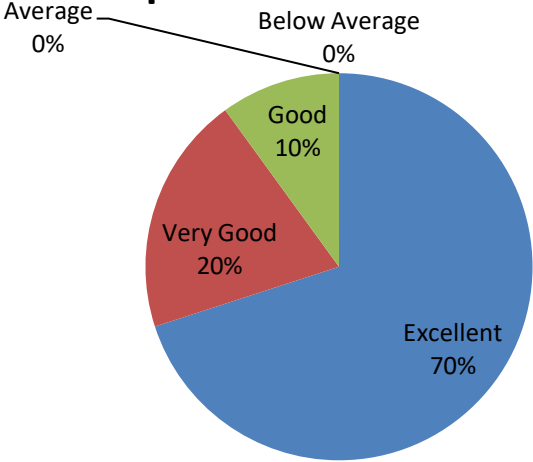
Institutions Rapport with the Alumni



10. What is your overall impression about this institution

Feedback	No. of Responses	Percentage	Cumulative Percentage
Excellent	7	70	70
Very Good	2	20	90
Good	1	10	100
Average	0	0	
Below Average	0	0	

Overall Impression about the Institution



EMPLOYER FEED BACK FORM

(ON SYLLABUS AND ITS TRANSACTION)

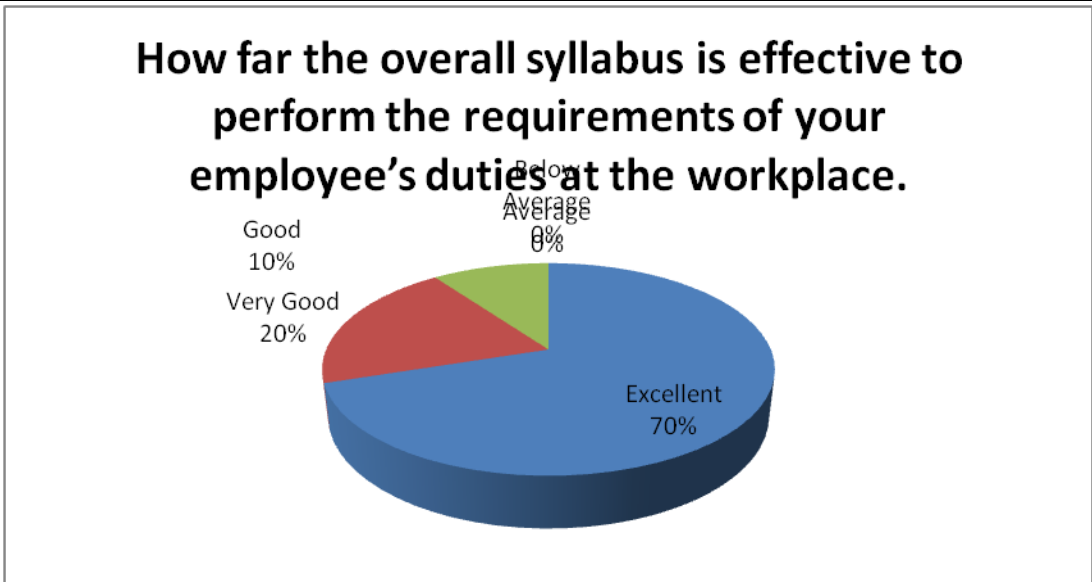
2022-23

SI No	Attribute	Excellent (5)	Very Good (4)	Good (3)	Average (2)	Below Average (1)
1	How far the overall syllabus is effective to perform the requirements of your employee's duties at the workplace.	7	2	1	0	0
2	How far the overall syllabus is effective to develop leadership qualities in your employee	8	1	1	0	0
3	How far the values inculcated by the institution is effective in your employee's team spirit	7	2	1	0	0
4	How the institutional disciplinary methods are useful in inculcating overall discipline in your employee	8	1	1	0	0
5	How far the college library and its services are effectively useful as mentioned by your employee.	8	1	1	0	0
6	How far the infrastructural services are effectively useful as mentioned by your employee.	7	2	1	0	0
7	What is the overall academic atmosphere of this institution that is reflected in your employee.	6	2	2	0	0
8	How is the work culture of your employee who studied in this institution	8	1	1	0	0
9	How do you rate the communicational skills of your employee that are imparted from this institution	9	1	0	0	0
10	What is your overall impression about your employee as the representative of this institution	7	2	1	0	0

Employer feedback on syllabus and its transaction analysis in Pie Chart 2022-23

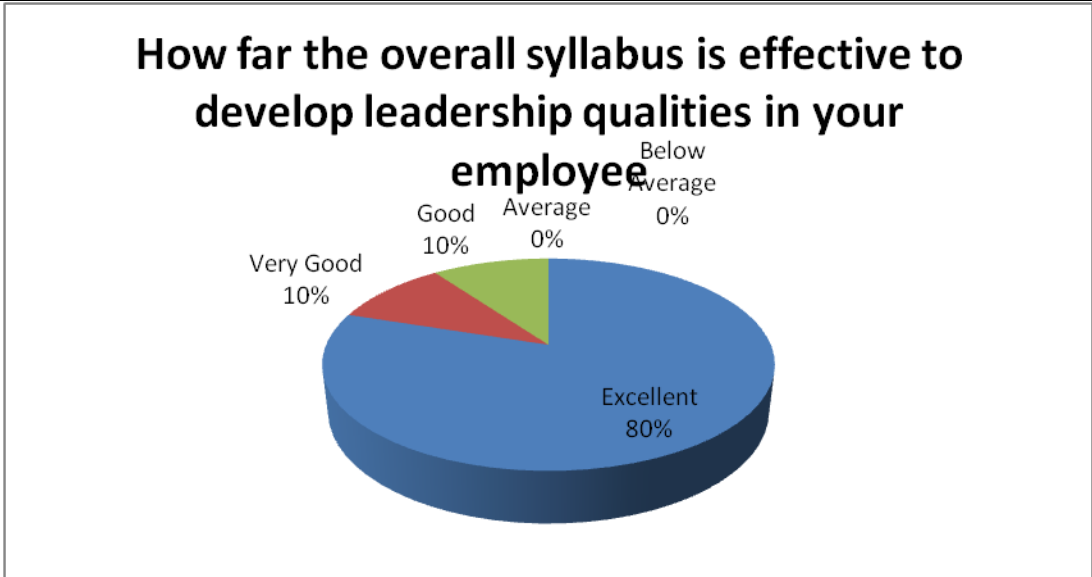
1. How far the overall syllabus is effective to perform the requirements of your employee’s duties at the workplace.

Feedback	No. of Responses	Percentage	Cumulative Percentage
Excellent	7	70	70
Very Good	2	20	90
Good	1	10	100
Average	0	0	
Below Average	0	0	



2. How far the overall syllabus is effective to develop leadership qualities in your employee

Feedback	No. of Responses	Percentage	Cumulative Percentage
Excellent	8	80	80
Very Good	1	10	90
Good	1	10	100
Average	0	0	
Below Average	0	0	



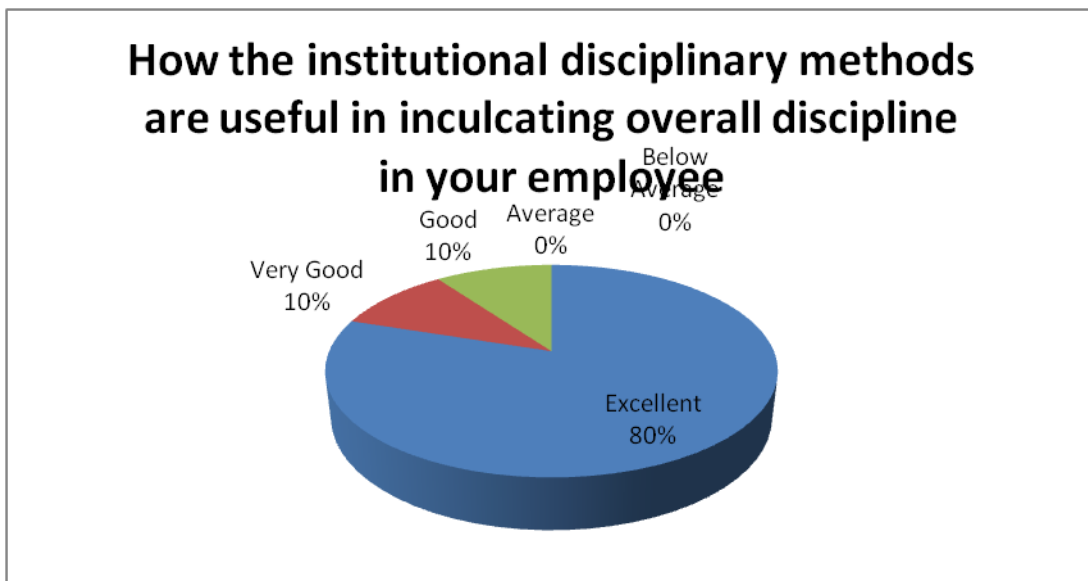
3. How far the values inculcated by the institution is effective in your employee's team spirit

Feedback	No. of Responses	Percentage	Cumulative Percentage
Excellent	7	70	70
Very Good	2	20	90
Good	1	10	100
Average	0	0	
Below Average	0	0	



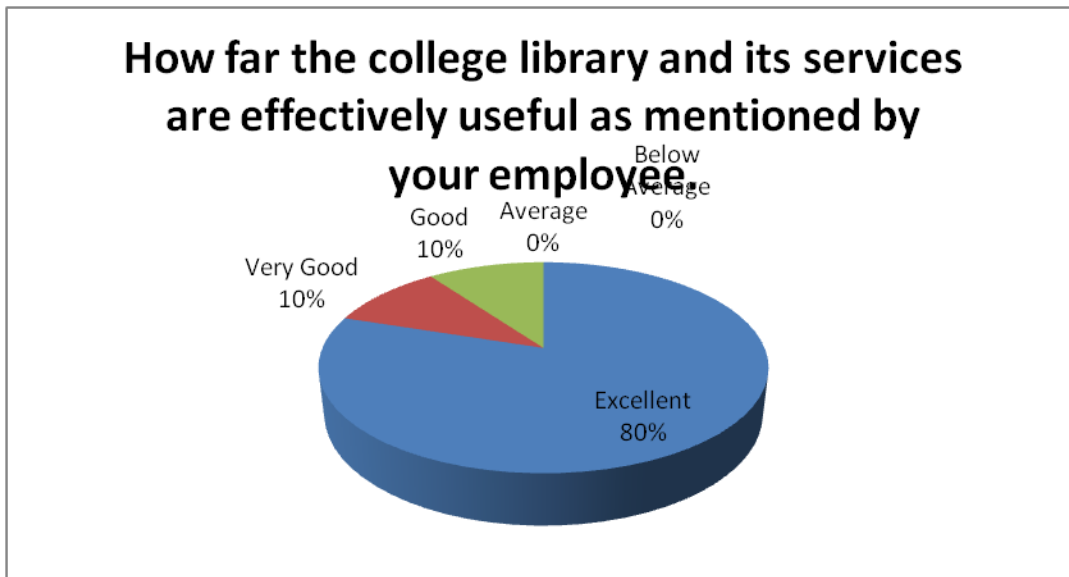
4. How the institutional disciplinary methods are useful in inculcating overall discipline in your employee

Feedback	No. of Responses	Percentage	Cumulative Percentage
Excellent	8	80	80
Very Good	1	10	90
Good	1	10	100
Average	0	0	
Below Average	0	0	



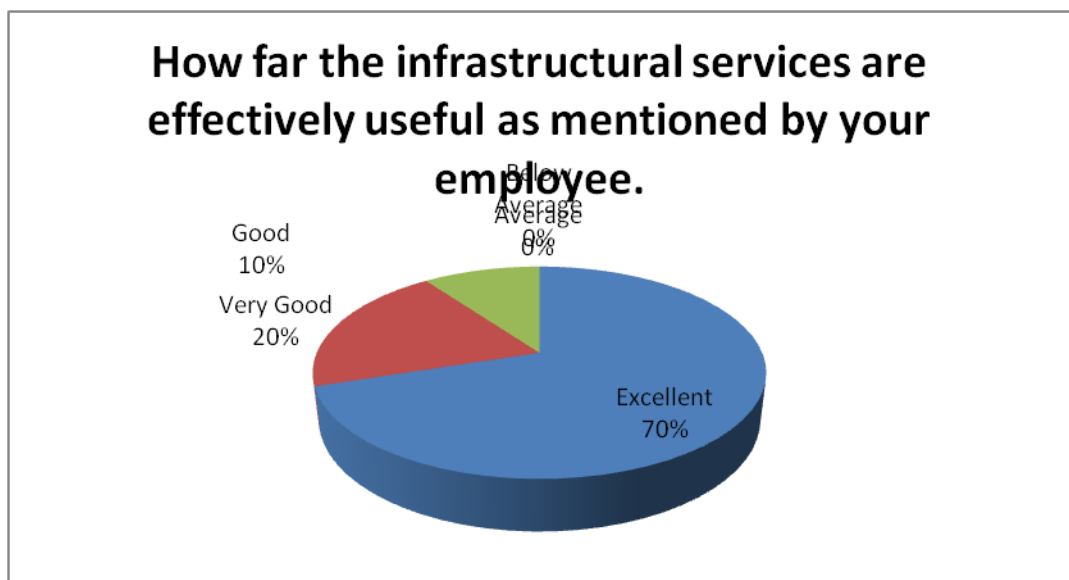
5. How far the college library and its services are effectively useful as mentioned by your employee.

Feedback	No. of Responses	Percentage	Cumulative Percentage
Excellent	8	80	80
Very Good	1	10	90
Good	1	10	100
Average	0	0	
Below Average	0	0	



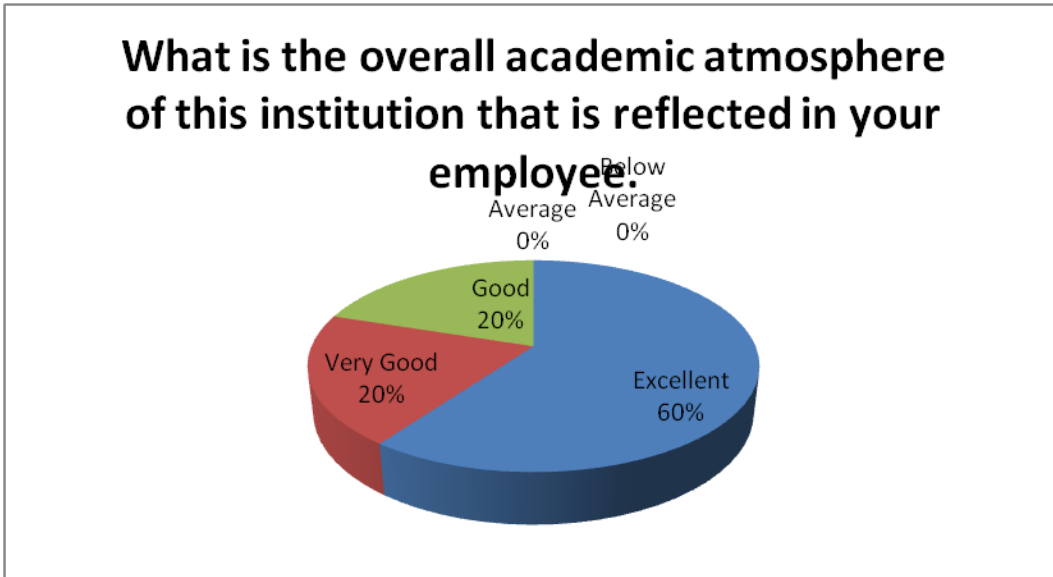
6. How far the infrastructural services are effectively useful as mentioned by your employee.

Feedback	No. of Responses	Percentage	Cumulative Percentage
Excellent	7	70	70
Very Good	2	20	90
Good	1	10	100
Average	0	0	
Below Average	0	0	



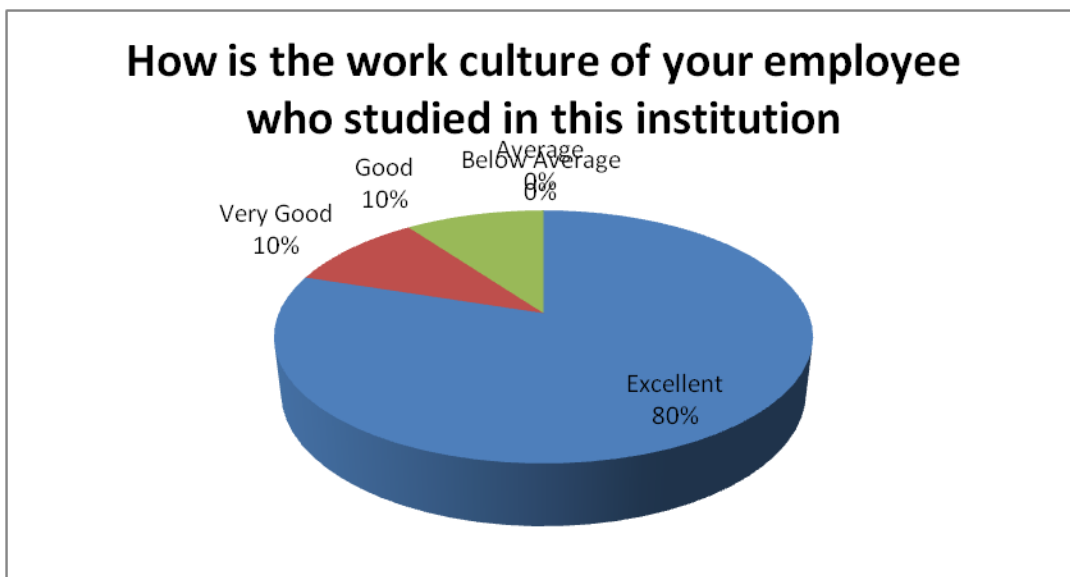
7. What is the overall academic atmosphere of this institution that is reflected in your employee.

Feedback	No. of Responses	Percentage	Cumulative Percentage
Excellent	6	60	60
Very Good	2	20	80
Good	2	20	100
Average	0	0	
Below Average	0	0	



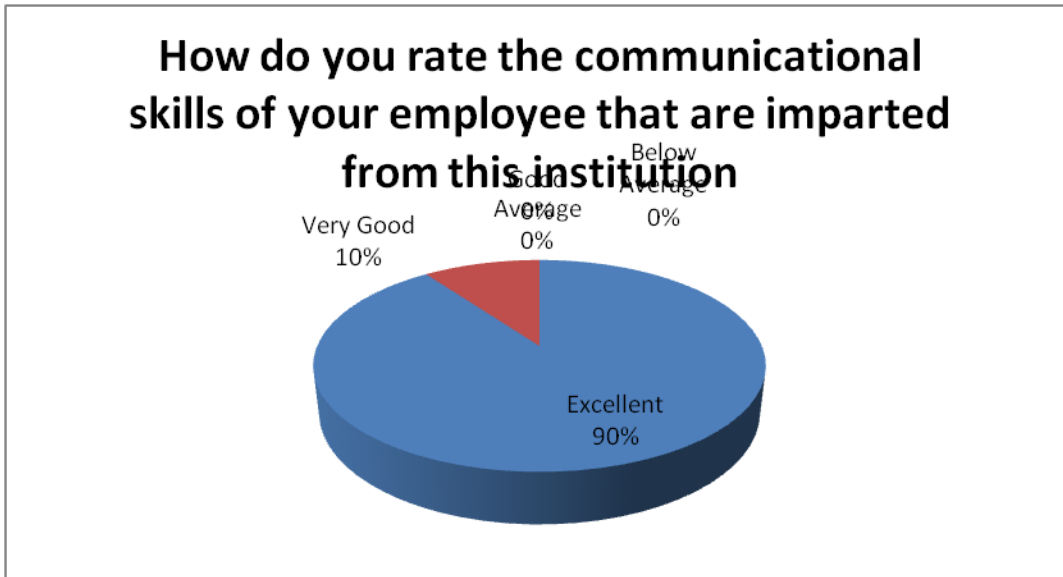
8. How is the work culture of your employee who studied in this institution

Feedback	No. of Responses	Percentage	Cumulative Percentage
Excellent	8	80	80
Very Good	1	10	90
Good	1	10	100
Average	0	0	
Below Average	0	0	



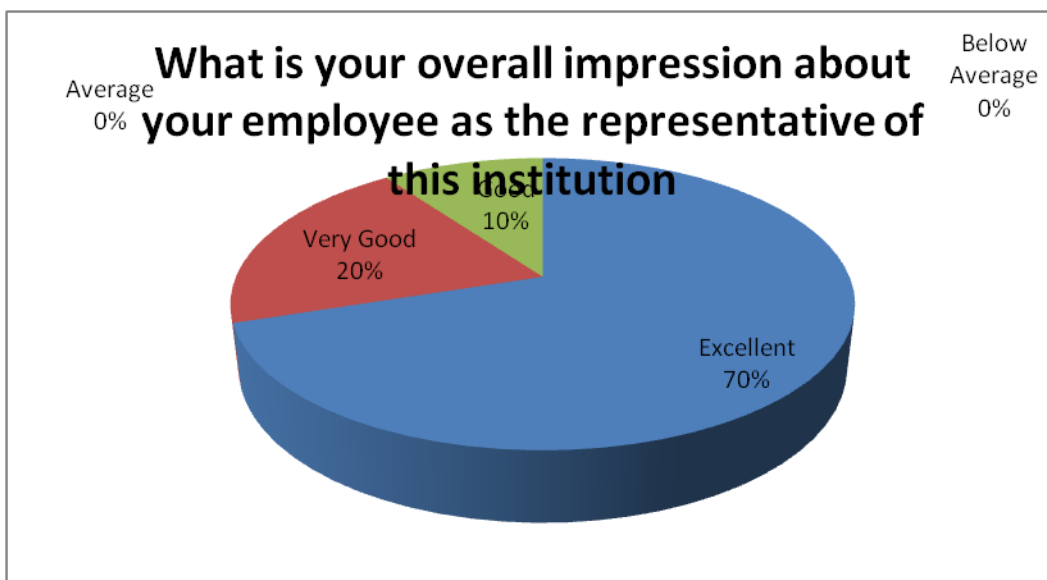
9. How do you rate the communicational skills of your employee that are imparted from this institution

Feedback	No. of Responses	Percentage	Cumulative Percentage
Excellent	9	90	90
Very Good	1	10	100
Good	0	0	100
Average	0	0	
Below Average	0	0	



10. What is your overall impression about your employee as the representative of this institution

Feedback	No. of Responses	Percentage	Cumulative Percentage
Excellent	7	70	70
Very Good	2	20	90
Good	1	10	100
Average	0	0	
Below Average	0	0	



Comments

- This institution provides motivation to the employees regarding career guidance. It is visible in the employees' desire for professional growth
- The employees who studied in this institution are able to perform their duties well.
- The ability to work in a group is good but there is some hesitation to take team leadership.

STUDENT FEED BACK FORM

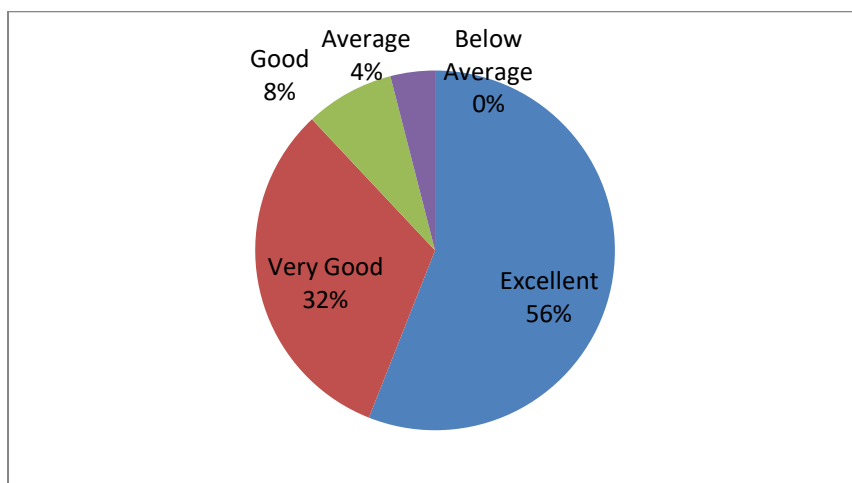
(ON SYLLABUS AND ITS TRANSACTION)

2022-23

Sl No	Attribute	Excellent (5)	Very Good (4)	Good (3)	Average (2)	Below Average (1)
1	How far the overall syllabus is effective to fulfill the requirements of the higher studies	28	16	4	2	0
2	How far the overall syllabus is effective for Career development	29	17	3	1	0
3	How far the overall syllabus is effective for creating competitive awareness	31	18	1	0	0
4	How is the overall quality of the teaching faculty	40	6	2	2	0
5	How far the college library and its services are effectively useful to the students	37	8	3	2	0
6	What is the overall academic atmosphere of the institution	40	6	2	2	0
7	How far the infrastructural facilities of the institution are adequate	38	7	3	2	0
8	How far the learning and moral values are imparted in the syllabus and curriculum	38	5	4	3	0
9	How far the institution is successful in serving the society	36	6	5	3	0
10	What is your overall impression about this institution	40	4	3	3	0

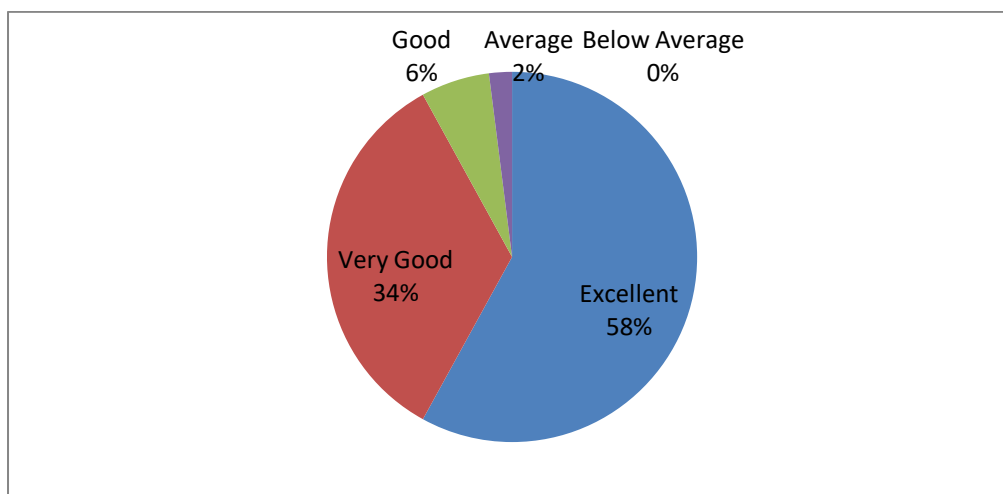
1. How far the overall syllabus is effective to fulfill the requirements of the higher studies.

Feedback	No. of Responses	Percentage	Cumulative Percentage
Excellent	28	56	56
Very Good	16	32	88
Good	4	8	96
Average	2	4	100
Below Average	0	0	



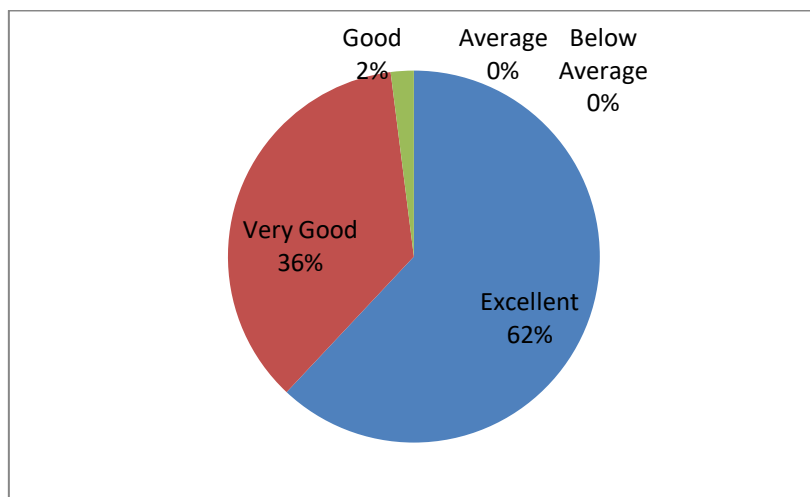
2. How far the overall syllabus is effective for Career development

Feedback	No. of Responses	Percentage	Cumulative Percentage
Excellent	29	58	58
Very Good	17	34	92
Good	3	6	98
Average	1	2	100
Below Average	0	0	



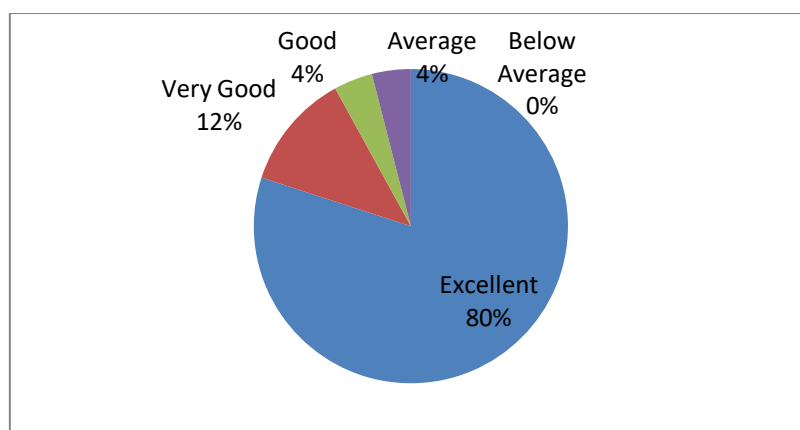
3. How far the overall syllabus is effective for creating competitive awareness

Feedback	No. of Responses	Percentage	Cumulative Percentage
Excellent	31	62	62
Very Good	18	36	98
Good	1	2	100
Average	0	0	100
Below Average	0	0	



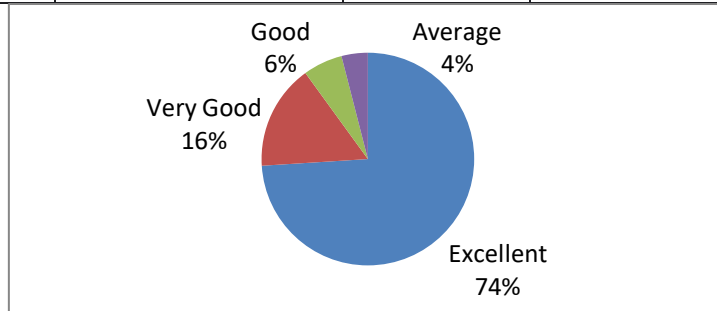
4. How is the overall quality of the teaching faculty

Feedback	No. of Responses	Percentage	Cumulative Percentage
Excellent	40	80	80
Very Good	6	12	92
Good	2	4	96
Average	2	4	100
Below Average	0	0	



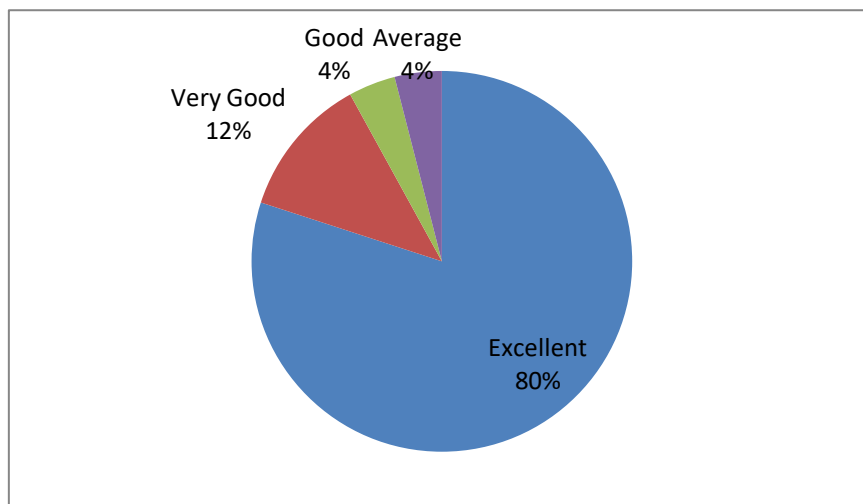
5. How far the college library and its services are effectively useful to the students

Feedback	No. of Responses	Percentage	Cumulative Percentage
Excellent	37	74	74
Very Good	8	16	90
Good	3	6	96
Average	2	4	100
Below Average	0	0	



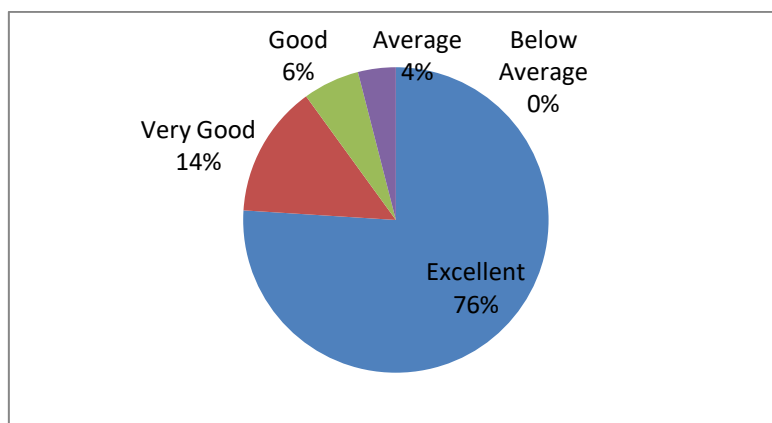
6. What is the overall academic atmosphere of the institution

Feedback	No. of Responses	Percentage	Cumulative Percentage
Excellent	40	80	80
Very Good	6	12	92
Good	2	4	96
Average	2	4	100



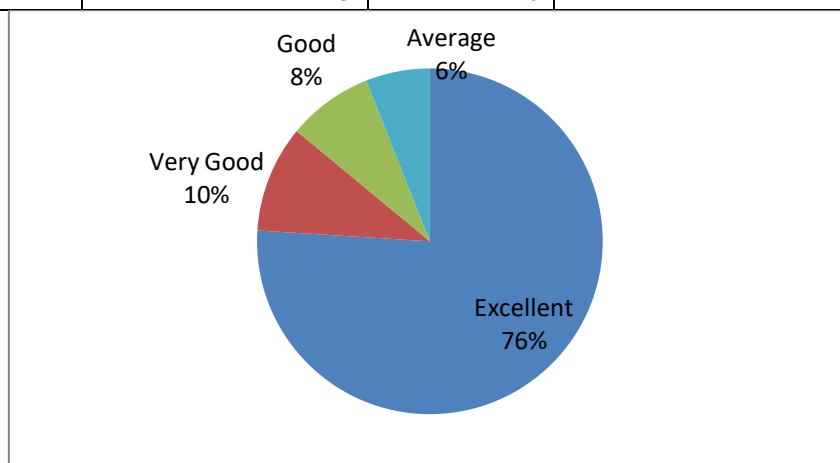
7. How far the infrastructural facilities of the institution are adequate

Feedback	No. of Responses	Percentage	Cumulative Percentage
Excellent	38	76	76
Very Good	7	14	90
Good	3	6	96
Average	2	4	100
Below Average	0	0	



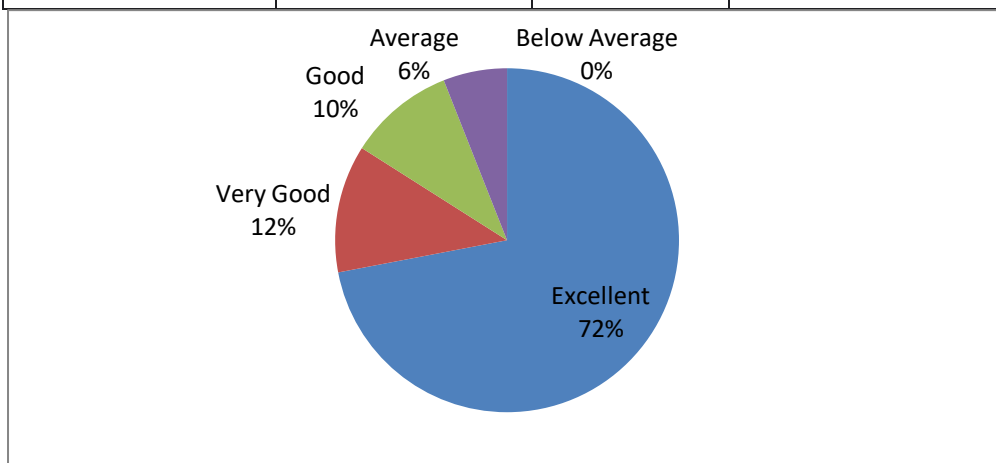
8. How far the learning and moral values are imparted in the syllabus and curriculum

Feedback	No. of Responses	Percentage	Cumulative Percentage
Excellent	38	76	76
Very Good	5	10	86
Good	4	8	94
Average	3	6	100



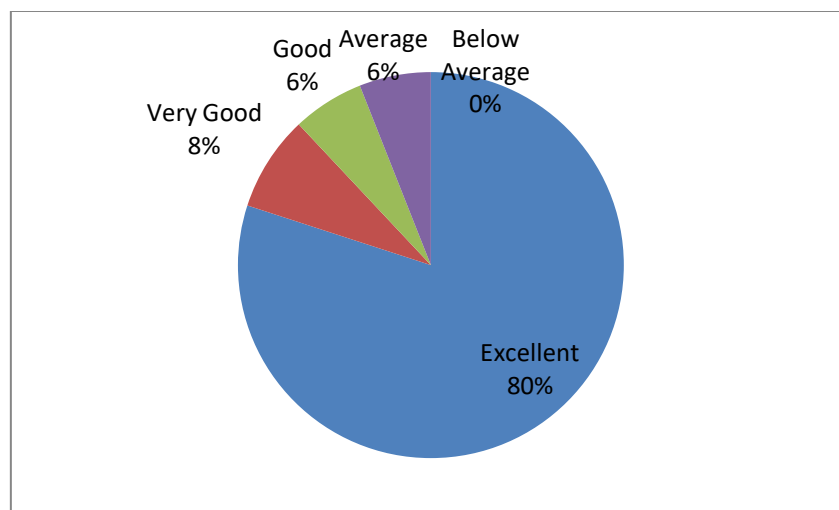
9. How far the institution is successful in serving the society

Feedback	No. of Responses	Percentage	Cumulative Percentage
Excellent	36	72	72
Very Good	6	12	84
Good	5	10	94
Average	3	6	100
Below Average	0	0	



10. What is your overall impression about this institution

Feedback	No. of Responses	Percentage	Cumulative Percentage
Excellent	40	80	80
Very Good	4	8	88
Good	3	6	94
Average	3	6	100
Below Average	0	0	



Comments

1. The syllabus for the U.G courses is suitable for further higher education. However, it is not able to meet the needs of competitive exams.
2. Due to over emphasis on technology the time spent for importing moral values is greatly decreased and the amount of crime is increased in the society. Hence there is an urgent need to incorporate more space for moral values.

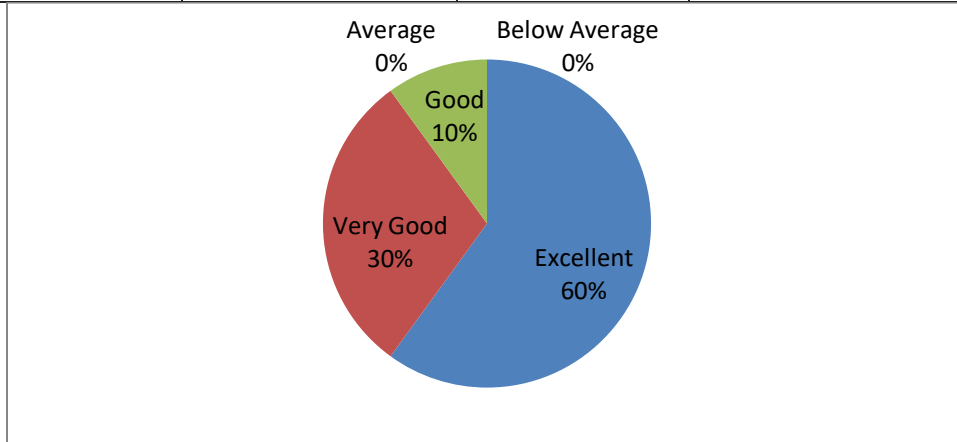
TEACHER FEED BACK FORM
(ON SYLLABUS AND ITS TRANSACTION) (2022-23)

S.No	Attribute	Excellent (5)	Very Good (4)	Good (3)	Average (2)	Below Average (1)
1	How far the overall syllabus is effective to fulfill the academic requirements of the students	18	9	3	0	0
2	How far the overall syllabus is effective in creating career opportunities	21	6	3	0	0
3	How far the overall syllabus is effective for creating competitive awareness	18	9	3	0	0
4	How far the learning and moral values are imparted in the syllabus and curriculum	19	11	0	0	0
5	How far the syllabus is successful in serving the society	18	9	3	0	0
6	How far the syllabus is suitable to teach in the given time frame for the academic year	18	11	1	0	0
7	How far the syllabus is capable of creating self-employment skills among the students	18	12	0	0	0
8	How far the syllabus caters the various learning levels of the students	18	12	0	0	0
9	How far the syllabus develops the personality, communicational skills and scientific temperament of the students	18	11	1	0	0
10	What is your overall impression about the syllabus	19	9	2	0	0

Teacher feedback on syllabus and its transaction analysis in Pie Chart 2021-22

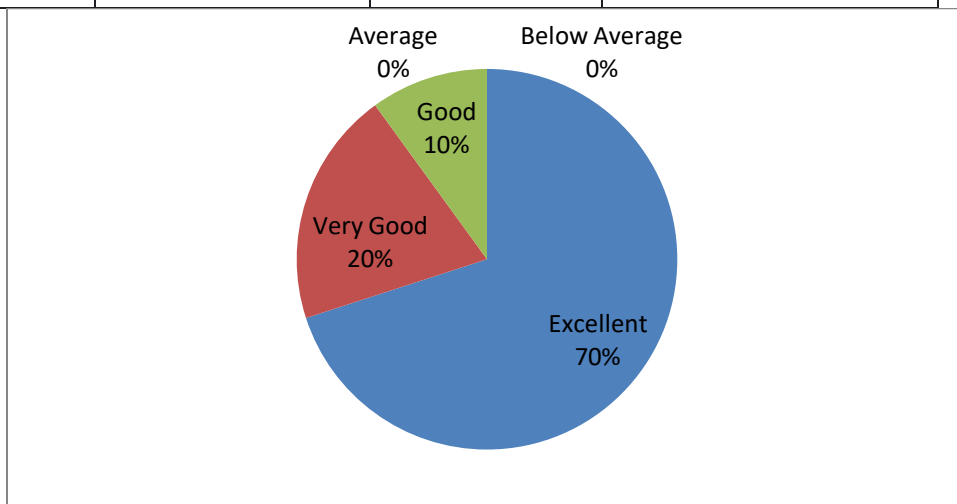
1. How far the overall syllabus is effective to fulfill the academic requirements of the students

Feedback	No. of Responses	Percentage	Cumulative Percentage
Excellent	18	60	60
Very Good	9	30	90
Good	3	10	100
Average	0	0	100
Below Average	0	0	100



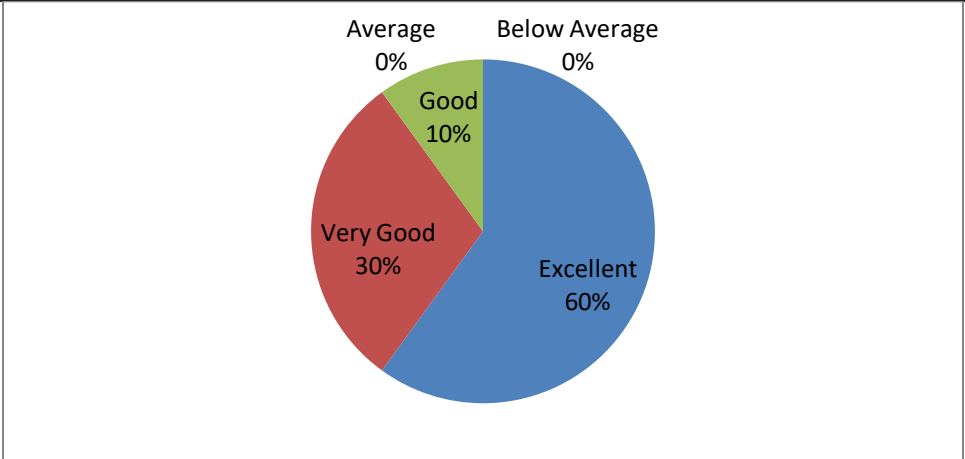
2. How far the overall syllabus is effective in creating career opportunities

Feedback	No. of Responses	Percentage	Cumulative Percentage
Excellent	21	70	70
Very Good	6	20	90
Good	3	10	100
Average	0	0	100
Below Average	0	0	100



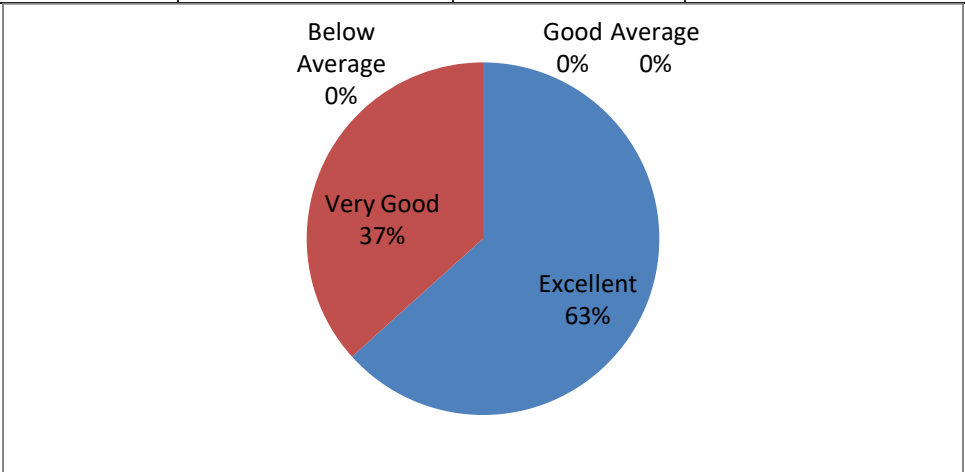
3. How far the overall syllabus is effective for creating competitive awareness

Feedback	No. of Responses	Percentage	Cumulative Percentage
Excellent	18	60	60
Very Good	9	30	90
Good	3	10	100
Average	0	0	100
Below Average	0	0	100



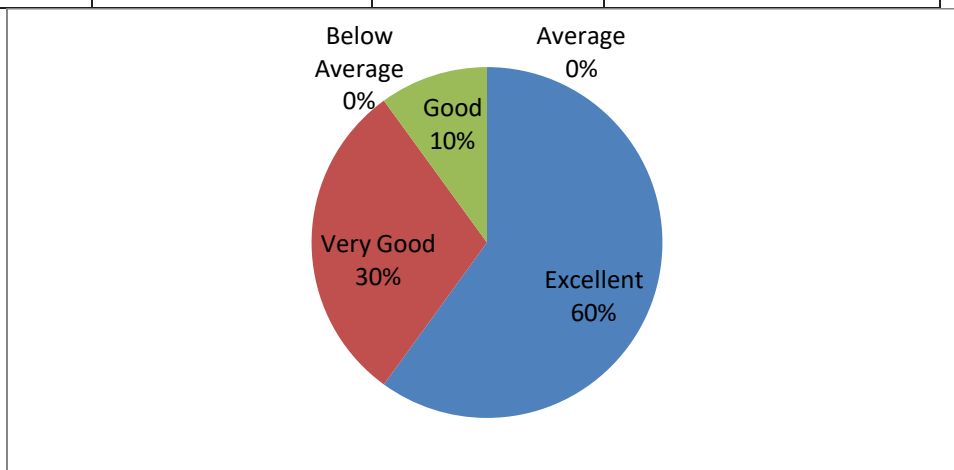
4. How far the learning and moral values are imparted in the syllabus and curriculum

Feedback	No. of Responses	Percentage	Cumulative Percentage
Excellent	19	63.33333333	63.33333333
Very Good	11	36.66666667	100
Good	0	0	100
Average	0	0	100
Below Average	0	0	100



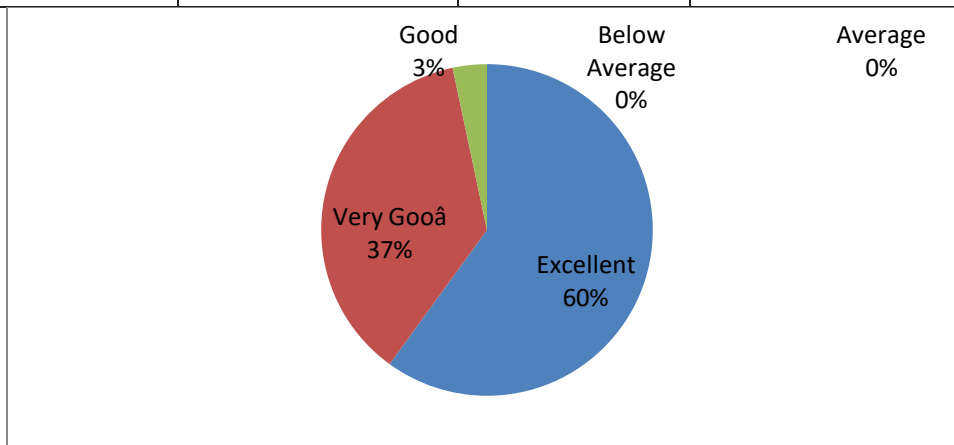
5. How far the syllabus is successful in serving the society

Feedback	No. of Responses	Percentage	Cumulative Percentage
Excellent	18	60	60
Very Good	9	30	90
Good	3	10	100
Average	0	0	100
Below Average	0	0	100



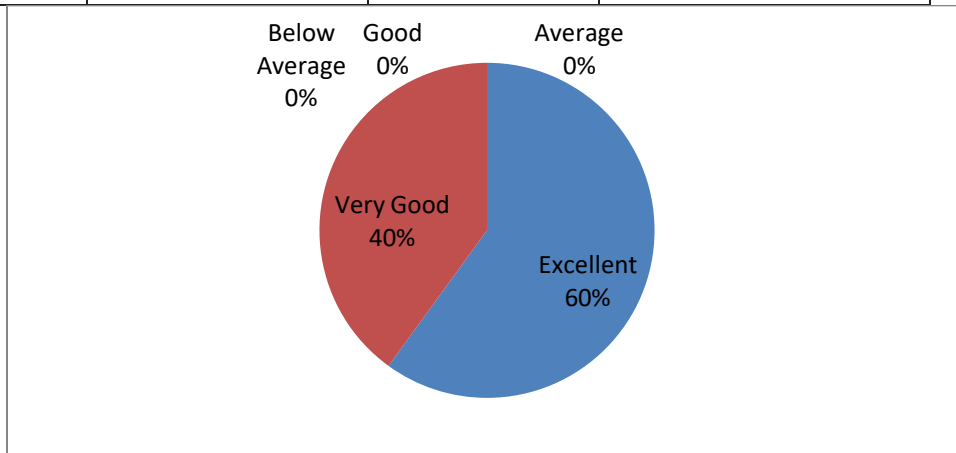
6. How far the syllabus is suitable to teach in the given time frame for the academic year

Feedback	No. of Responses	Percentage	Cumulative Percentage
Excellent	18	60	60
Very Good	11	36.66666667	96.66666667
Good	1	3.333333333	100
Average	0	0	100
Below Average	0	0	100



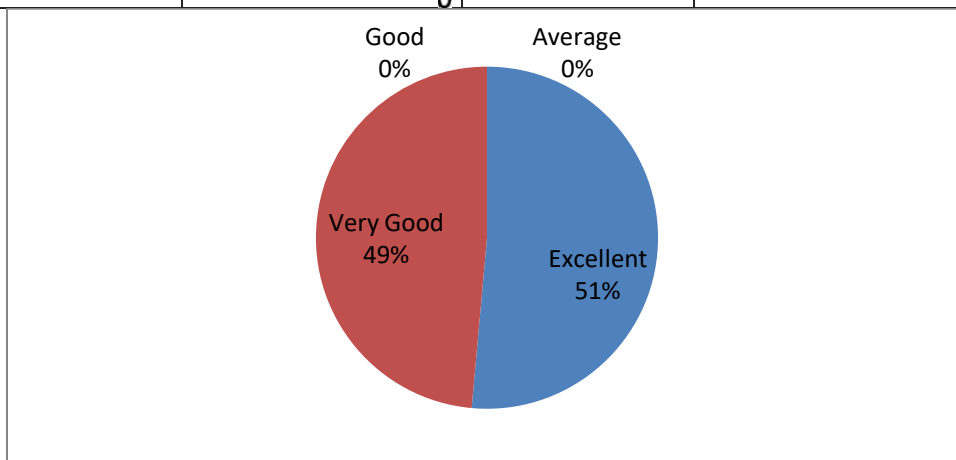
7. How far the syllabus is capable of creating self-employment skills among the students

Feedback	No. of Responses	Percentage	Cumulative Percentage
Excellent	18	60	60
Very Good	12	40	100
Good	0	0	100
Average	0	0	100
Below Average	0	0	100



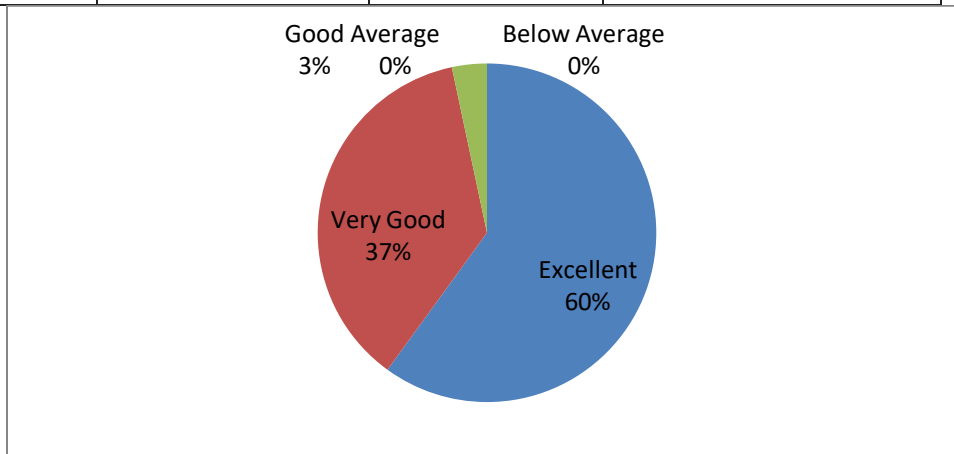
8. How far the syllabus caters the various learning levels of the students

Feedback	No. of Responses	Percentage	Cumulative Percentage
Excellent	18	60	60
Very Good	17	40	100
Good	0	0	100
Average	0	0	100
Below Average	0	0	100



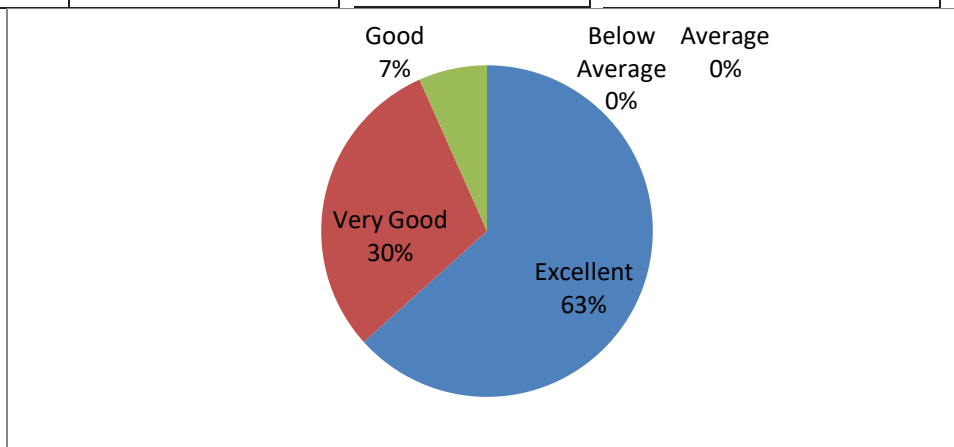
9. How far the syllabus develops the personality, communicational skills and scientific temperament of the students

Feedback	No. of Responses	Percentage	Cumulative Percentage
Excellent	18	60	60
Very Good	11	36.66666667	96.66666667
Good	1	3.333333333	100
Average	0	0	100
Below Average	0	0	100



10. What is your overall impression about the syllabus

Feedback	No. of Responses	Percentage	Cumulative Percentage
Excellent	19	63.33333333	63.33333333
Very Good	9	30	93.33333333
Good	2	6.666666667	100
Average	0	0	100
Below Average	0	0	100



Comments

1. The syllabus needs to be upgraded in view of the present demands and realistic expectation.
2. The more social aspects in the syllabus are to be incorporated to make the students empathies with poor and needy
3. Most of the syllabuses are well graded to cater the learning needs of various students.