



FEEDBACK ANALYSIS REPORT

2022-23



**MKR GOVERNMENT DEGREE COLLEGE
DEVARAKONDA**



FEEDBACK ANALYSIS

Feedback is a very crucial and integral element of teaching-learning process. The college has a continuous teaching-learning evaluation mechanism through a process of feedback collection and analysis as a part of QMC. Feedback is obtained from all the stakeholders of the institution, viz. Students, Parents and alumni as well as the teachers. All the feedbacks are administered through a questionnaire. The questions range from curriculum design, delivery, methodology, evaluation, use of ICT and infrastructure. The students are not required to disclose their identity associated to the questionnaire. This way the students are free to express their correct perceptions without any inhibition. The feedback thus obtained is studied and analyzed in order to identify if there are any serious suggestions for improvement or when any consideration specific comments shall be addressed. The teachers are personally contacted with regards to the feedback they receive. The QMC of the institution ensures monitoring of the curriculum and co-curricular aspects.

The feedback analysis report consists of

- Department wise feedback analysis on curriculum implementation and performance of the teacher given by students.
- Feedback Analysis on Curriculum by Students
- Feedback Analysis on Curriculum by Teachers
- Feedback Analysis on Curriculum by Parents
- Feedback Analysis on Curriculum by Alumni

DEPARTMENT WISE FEEDBACK ANALYSIS

Feedback is collected from the students on curriculum delivery and performance of the teacher with reference to the 20 items. The opinion of the student is given on five-point rating scale. Percentage Analysis is used to analyze the data. Feedback is obtained from minimum 20 students of different classes from all the departments. A sample of 320 students from entire college is selected for collection of feedback. The following queries are included in the feedback form.

Sl.no	Query/Item
1	Efforts to effectively cover 100% Syllabus
2	The Interest generated in the students while teaching in the room
3	Clarity of expression while teaching the topic /lesson
4	Depth of Subject Content explained
5	Level of latest developments in the subject taught
6	Use of the methods of teaching like class seminar, question -answer, group discussion etc. In the class room
7	Encouraging questions on the topic in the class and cleaning doubts
8	Use of teaching models and teaching aids in the class room
9	Encouraging and supervising the Students for the Study Projects
10	Aptitude shown in arranging field visits, invited lecturers etc., In the subject
11	Encouraging and guiding students in reading library (subject and general) books and using Internet
12	Encouraging and Guiding Students in giving class Seminars
13	Regularity and seriousness in valuing the answer scripts of monthly tests and discussing the same with the students
14	Remedial Coaching and efforts made in preparing the students for university Examinations.
15	Regularity and Punctuality to the class
16	Enthusiasm shown to encourage and guide students in the extracurricular activities like cultural, community service, nation building etc
17	Counseling and Career guidance
18	Accessibility of the lecture outside the class room for Academic interaction.
19	Personal care and affection while dealing with individual Students and helping students.
20	Overall opinion on the lecturer.

MKR GOVERNMENT DEGREE COLLEGE, DEVARAKONDA

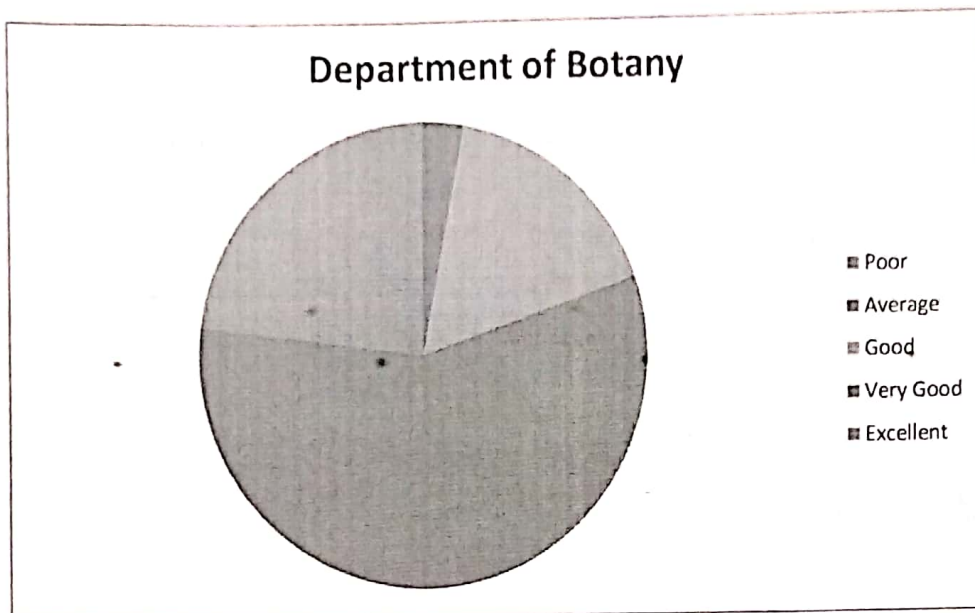
Feedback on Lecturer Performance

Academic Year: 2022-23

Name of the Lecturer: B. Kamala Name of the Subject: Botany

I. POOR II. AVERAGE III. GOOD IV. VERY GOOD V. EXCELLENT

ITEM NO	1		2		3		4		5		TOTAL
		%		%		%		%		%	
1	0	0	0	0	3	20	12	80	0	0	15
2	0	0	3	20	0	0	7	47	5	33	15
3	0	0	0	0	3	20	12	80	0	0	15
4	0	0	0	0	0	0	15	100	0	0	15
5	0	0	0	0	6	40	0	0	9	60	15
6	0	0	0	0	4	27	6	40	5	33	15
7	0	0	0	0	4	27	7	47	4	27	15
8	0	0	0	0	0	0	9	60	6	40	15
9	0	0	0	0	0	0	9	60	6	40	15
10	0	0	3	20	0	0	7	47	5	33	15
11	0	0	0	0	3	20	12	80	0	0	15
12	0	0	0	0	4	27	7	47	4	27	15
13	0	0	0	0	3	20	10	67	2	13	15
14	0	0	0	0	5	33	4	27	6	40	15
15	0	0	0	0	7	47	8	53	0	0	15
16	0	0	0	0	0	0	9	60	6	40	15
17	0	0	0	0	0	0	9	60	6	40	15
18	0	0	3	20	0	0	7	47	5	33	15
19	0	0	0	0	3	20	12	80	0	0	15
20	0	0	0	0	5	33	10	67	0	0	15
Total	0	0	9	3	50	17	172	57	69	23	300



Feedback Analysis:

Majority of the respondents expressed faculty are very good in overall delivery to the students. Around 22% of the faculty are excellent, 57% are very good and 17% are good in their performance with reference to the various aspects of curriculum delivery to the students.

MKR GOVERNMENT DEGREE COLLEGE, DEVARAKONDA

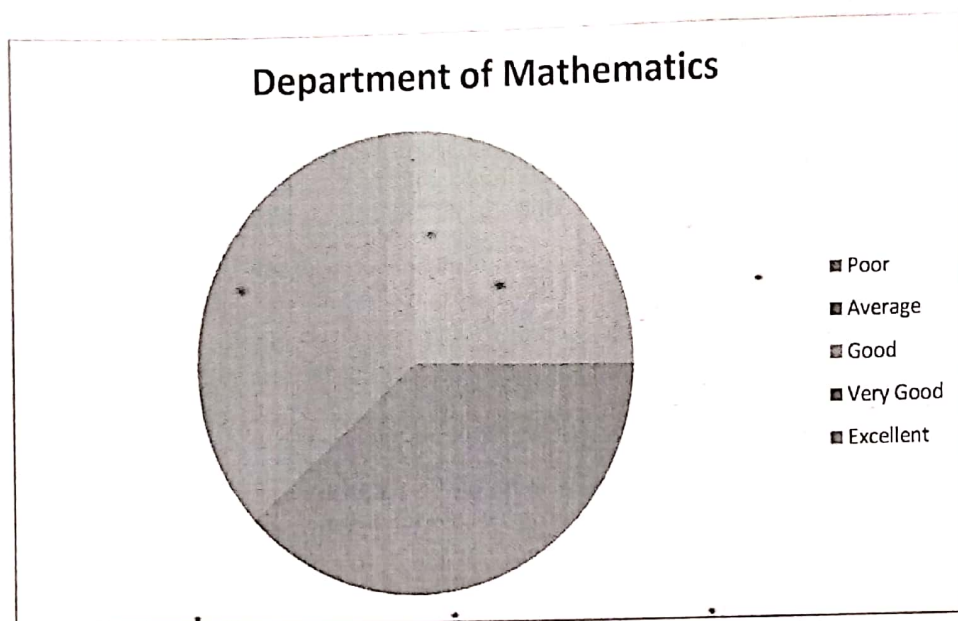
Feedback on Lecturer Performance

Academic Year: 2022-23

Name of the Lecturer: Shaik.Arifa Name of the Subject: Mathematics

I. POOR II. AVERAGE III. GOOD IV. VERY GOOD V. EXCELLENT

ITEM NO	1		2		3		4		5		TOTAL
		%		%		%		%		%	
1	0	0	0	0	0	0	9	60	6	40	15
2	0	0	0	0	0	0	9	60	6	40	15
3	0	0	0	0	5	33	6	40	4	27	15
4	0	0	0	0	0	0	9	60	6	40	15
5	0	0	0	0	5	33	8	53	2	13	15
6	0	0	0	0	8	53	2	13	5	33	15
7	0	0	0	0	7	47	5	33	3	20	15
8	0	0	0	0	5	33	5	33	5	33	15
9	0	0	0	0	0	0	9	60	6	40	15
10	0	0	0	0	0	0	9	60	6	40	15
11	0	0	0	0	0	0	9	60	6	40	15
12	0	0	0	0	0	0	9	60	6	40	15
13	0	0	0	0	9	60	0	0	6	40	15
14	0	0	0	0	0	0	9	60	6	40	15
15	0	0	0	0	6	40	0	0	9	60	15
16	0	0	0	0	0	0	0	0	15	100	15
17	0	0	0	0	3	15	6	40	6	40	15
18	0	0	0	0	10	67	5	33	0	0	15
19	0	0	0	0	12	80	0	0	3	20	15
20	0	0	0	0	6	40	5	33	4	27	15
Total	0	0	0	0	76	25	114	38	110	37	300



Feedback Analysis:

Majority of the respondents expressed faculty are very good in overall delivery to the students. Around 37% of the faculty are excellent, 38% are very good and 25% are good in their performance with reference to the various aspects of curriculum delivery to the students.

MKR GOVERNMENT DEGREE COLLEGE, DEVARAKONDA

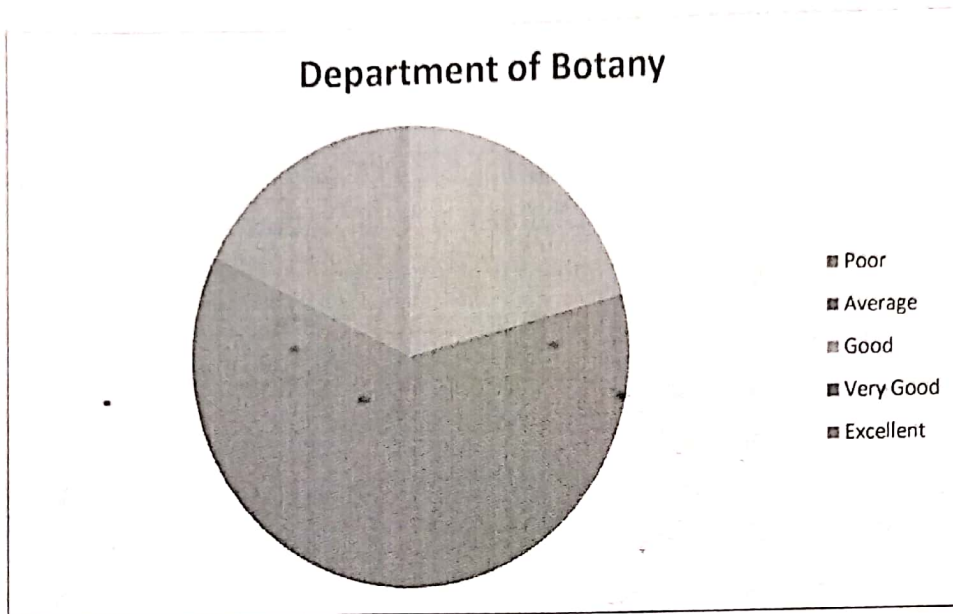
Feedback on Lecturer Performance

Academic Year: 2022-23

Name of the Lecturer: Dr.Ch.Rama Raju Name of the Subject: Botany

I. POOR II. AVERAGE III. GOOD IV. VERY GOOD V. EXCELLENT

ITEM NO	1		2		3		4		5		TOTAL
		%		%		%		%		%	
1	0	0	0	0	0	0	10	67	5	33	15
2	0	0	0	0	3	20	7	47	5	33	15
3	0	0	0	0	3	20	12	80	0	0	15
4	0	0	0	0	3	20	7	47	5	33	15
5	0	0	0	0	3	20	12	80	0	0	15
6	0	0	0	0	0	0	15	100	0	0	15
7	0	0	0	0	0	0	3	20	12	80	15
8	0	0	0	0	0	0	15	100	0	0	15
9	0	0	0	0	5	33	5	33	5	33	15
10	0	0	0	0	8	53	4	27	3	23	15
11	0	0	0	0	3	20	12	80	0	0	15
12	0	0	0	0	5	33	7	47	3	23	15
13	0	0	0	0	6	40	4	27	5	33	15
14	0	0	0	0	3	20	12	80	0	0	15
15	0	0	0	0	3	20	12	80	0	0	15
16	0	0	0	0	3	20	12	80	0	0	15
17	0	0	0	0	6	40	4	27	5	33	15
18	0	0	0	0	3	20	12	80	0	0	15
19	0	0	0	0	3	20	12	80	0	0	15
20	0	0	0	0	3	20	7	47	5	33	15
Total	0	0	0	0	63	21	184	61	53	18	300



Feedback Analysis:

Majority of the (61%) respondents expressed faculty are very good in overall delivery to the students. Around 18% of the faculty are excellent, 61% are very good and 21% are good in their performance with reference to the various aspects of curriculum delivery to the students.

MKR GOVERNMENT DEGREE COLLEGE, DEVARAKONDA

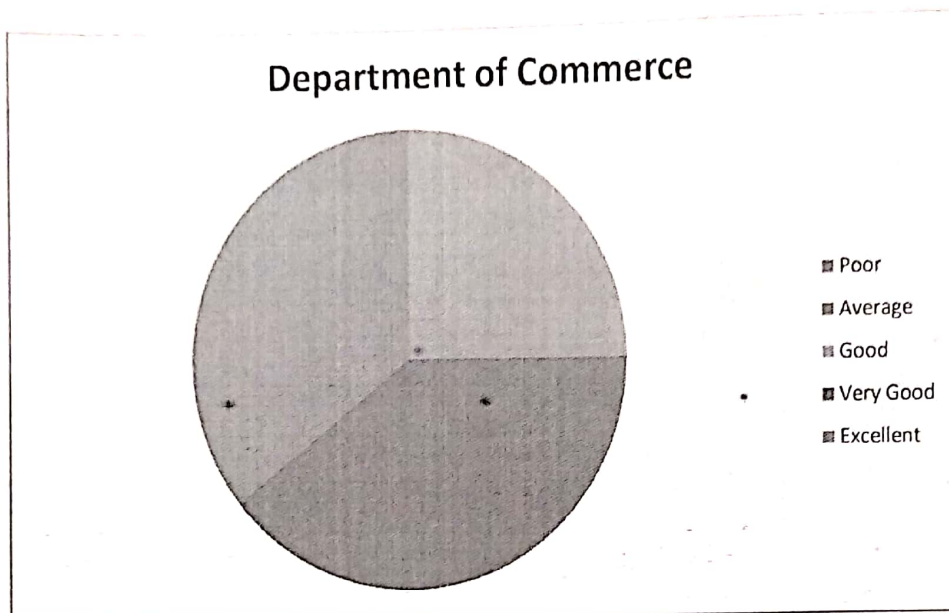
Feedback on Lecturer Performance

Academic Year: 2022-23

Name of the Lecturer: S.Sarada Devi Name of the Subject: Commerce

I. POOR II. AVERAGE III. GOOD IV. VERY GOOD V. EXCELLENT

ITEM NO	1		2		3		4		5		TOTAL
		%		%		%		%		%	
1	0	0	0	0	2	13	5	33	8	53	15
2	0	0	0	0	5	33	6	40	4	27	15
3	0	0	0	0	1	7	8	53	6	40	15
4	0	0	0	0	2	13	5	33	8	53	15
5	0	0	0	0	7	47	6	40	2	13	15
6	0	0	0	0	2	13	7	47	6	40	15
7	0	0	0	0	3	20	8	53	4	27	15
8	0	0	0	0	6	40	0	0	9	60	15
9	0	0	0	0	4	27	6	40	5	33	15
10	0	0	0	0	4	27	7	47	4	27	15
11	0	0	0	0	3	20	10	67	2	13	15
12	0	0	0	0	5	33	4	27	6	40	15
13	0	0	0	0	7	47	8	53	0	0	15
14	0	0	0	0	5	33	6	40	4	27	15
15	0	0	0	0	4	27	7	47	4	27	15
16	0	0	0	0	3	20	10	67	2	13	15
17	0	0	0	0	3	20	2	13	10	67	15
18	0	0	0	0	2	13	5	33	8	53	15
19	0	0	0	0	4	27	4	27	7	47	15
20	0	0	0	0	3	20	4	27	8	53	15
Total	0	0	0	0	75	25	118	39	107	36	300



Feedback Analysis:

Majority of the respondents expressed faculty are very good in overall delivery to the students. Around 36% of the faculty are excellent, 39% are very good and 25% are good in their performance with reference to the various aspects of curriculum delivery to the students.

MKR GOVERNMENT DEGREE COLLEGE, DEVARAKONDA


Feedback on Lecturer Performance

Academic Year: 2022-23

Name of the Lecturer: N.Bala Name of the Subject: Commerce

I. POOR II. AVERAGE III. GOOD IV. VERY GOOD V. EXCELLENT

ITEM NO	1		2		3		4		5		TOTAL
		%		%		%		%		%	
1	0	0	0	0	6	40	4	27	5	33	15
2	0	0	0	0	6	40	4	27	5	33	15
3	0	0	0	0	3	20	5	33	7	47	15
4	0	0	0	0	6	40	1	6	8	53	15
5	0	0	0	0	9	60	0	0	6	40	15
6	0	0	0	0	9	60	2	13	4	27	15
7	0	0	0	0	6	40	2	13	7	47	15
8	0	0	0	0	6	40	5	33	4	27	15
9	0	0	0	0	9	60	3	20	3	20	15
10	0	0	0	0	5	33	6	40	4	27	15
11	0	0	0	0	6	40	1	6	8	53	15
12	0	0	0	0	4	27	1	6	10	67	15
13	0	0	0	0	5	33	6	40	4	27	15
14	0	0	0	0	9	60	2	13	4	27	15
15	0	0	0	0	7	47	3	20	5	33	15
16	0	0	0	0	8	53	2	13	5	33	15
17	0	0	0	0	7	47	2	13	6	40	15
18	0	0	0	0	8	53	3	20	4	27	15
19	0	0	0	0	5	33	6	40	4	27	15
20	0	0	0	0	7	47	2	13	6	40	15
Total	0	0	0	0	131	44	60	20	109	36	300



Feedback Analysis:

Majority of the respondents expressed faculty are very good in overall delivery to the students. Around 36% of the faculty are excellent, 20% are very good and 44% are good in their performance with reference to the various aspects of curriculum delivery to the students.

MKR GOVERNMENT DEGREE COLLEGE, DEVARAKONDA

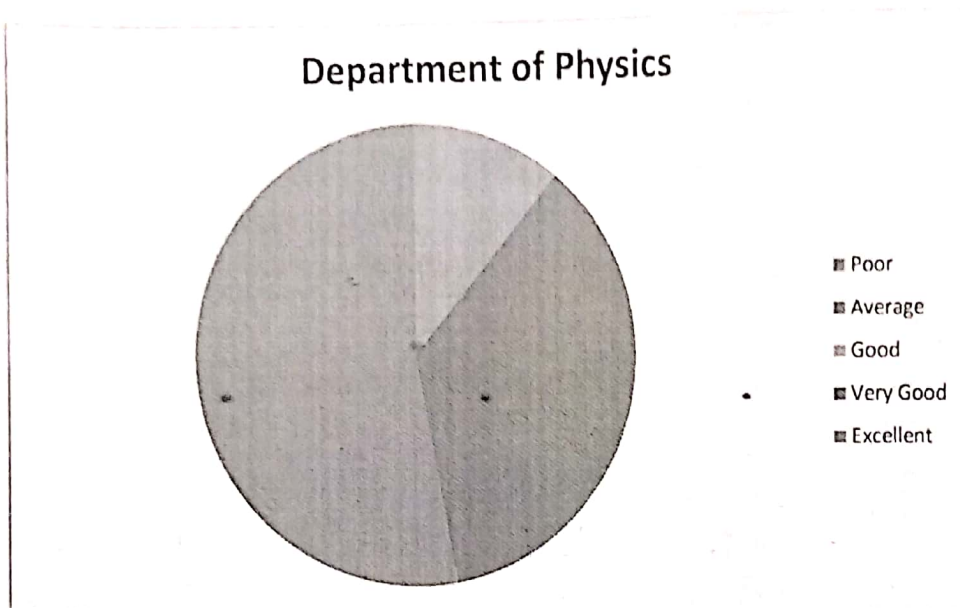
Feedback on Lecturer Performance

Academic Year: 2022-23

Name of the Lecturer: G.Linga Reddy Name of the Subject: Physics

I. POOR II. AVERAGE III. GOOD IV. VERY GOOD V. EXCELLENT

ITEM NO	1		2		3		4		5		TOTAL
	0	%	0	%	4	%	2	%	9	%	
1	0	0	0	0	4	27	2	13	9	60	15
2	0	0	0	0	1	6	7	47	7	47	15
3	0	0	0	0	2	13	5	33	8	53	15
4	0	0	0	0	1	6	6	40	8	53	15
5	0	0	0	0	3	23	4	27	8	53	15
6	0	0	0	0	1	6	6	40	8	53	15
7	0	0	0	0	0	0	6	40	9	60	15
8	0	0	0	0	3	23	4	27	8	53	15
9	0	0	0	0	4	27	3	23	8	53	15
10	0	0	0	0	1	6	5	33	9	60	15
11	0	0	0	0	1	6	6	40	8	53	15
12	0	0	0	0	2	13	3	23	10	67	15
13	0	0	0	0	1	6	6	40	8	53	15
14	0	0	0	0	3	23	6	40	6	40	15
15	0	0	0	0	3	23	5	33	7	47	15
16	0	0	0	0	1	6	7	47	7	47	15
17	0	0	0	0	1	6	7	47	7	47	15
18	0	0	0	0	1	6	5	33	9	60	15
19	0	0	0	0	0	0	6	40	9	60	15
20	0	0	0	0	0	0	9	60	6	60	15
Total	0	0	0	0	33	11	108	36	159	53	300



Feedback Analysis:

Majority of the respondents expressed faculty are very good in overall delivery to the students. Around 53% of the faculty are excellent, 36% are very good and 11% are good in their performance with reference to the various aspects of curriculum delivery to the students.

MKR GOVERNMENT DEGREE COLLEGE, DEVARAKONDA

Feedback on Lecturer Performance

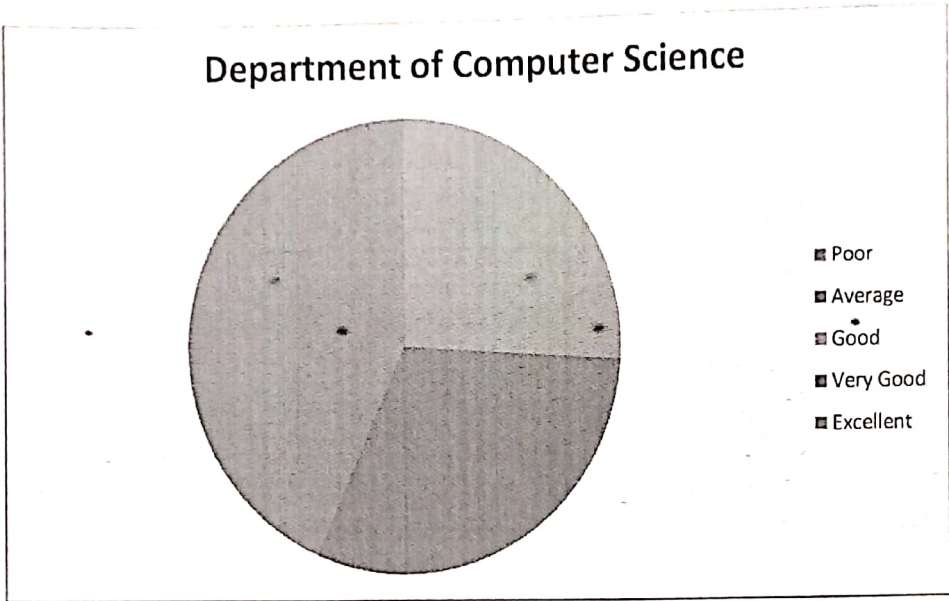
Academic Year: 2022-23

Name of the Lecturer: B.Suresh

Name of the Subject: Computer Science

I. POOR II. AVERAGE III. GOOD IV. VERY GOOD V. EXCELLENT

ITEM NO	1		2		3		4		5		TOTAL
		%		%		%		%		%	
1	0	0	0	0	6	40	4	27	5	33	15
2	0	0	0	0	6	40	4	27	5	33	15
3	0	0	0	0	3	20	5	33	7	47	15
4	0	0	0	0	6	40	1	6	8	53	15
5	0	0	0	0	9	60	0	0	6	40	15
6	0	0	0	0	9	60	2	13	4	27	15
7	0	0	0	0	6	40	2	13	7	47	15
8	0	0	0	0	6	40	5	33	4	27	15
9	0	0	0	0	9	60	3	20	3	20	15
10	0	0	0	0	5	33	6	40	4	27	15
11	0	0	0	0	1	6	6	40	8	53	15
12	0	0	0	0	2	13	3	23	10	67	15
13	0	0	0	0	1	6	6	40	8	53	15
14	0	0	0	0	3	23	6	40	6	40	15
15	0	0	0	0	3	23	5	33	7	47	15
16	0	0	0	0	1	6	7	47	7	47	15
17	0	0	0	0	1	6	7	47	7	47	15
18	0	0	0	0	1	6	5	33	9	60	15
19	0	0	0	0	0	0	6	40	9	60	15
20	0	0	0	0	0	0	9	60	6	60	15
Total	0	0	0	0	78	26	92	31	130	43	300



Feedback Analysis:

Majority of the respondents expressed faculty are very good in overall delivery to the students. Around 43% of the faculty are excellent, 31% are very good and 26% are good in their performance with reference to the various aspects of curriculum delivery to the students.

MKR GOVERNMENT DEGREE COLLEGE, DEVARAKONDA

Feedback on Lecturer Performance

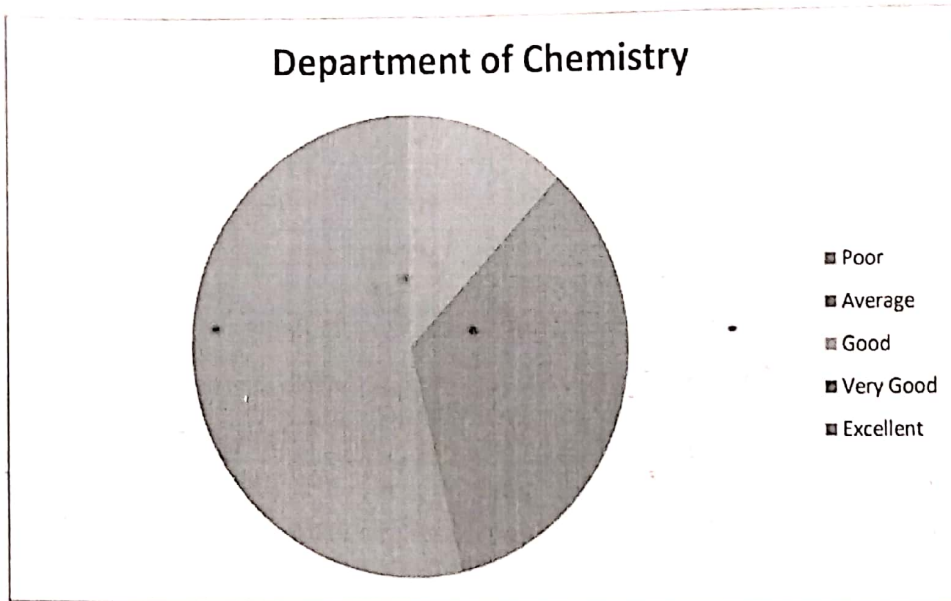
Academic Year: 2022-23

Name of the Lecturer: Dr. M. Alivelu

Name of the Subject: Chemistry

I. POOR II. AVERAGE III. GOOD IV. VERY GOOD V. EXCELLENT

ITEM NO	1		2		3		4		5		TOTAL
		%		%		%		%		%	
1	0	0	0	0	2	13	5	33	8	53	15
2	0	0	0	0	5	33	6	40	4	27	15
3	0	0	0	0	1	7	8	53	6	40	15
4	0	0	0	0	2	13	5	33	8	53	15
5	0	0	0	0	7	47	6	40	2	13	15
6	0	0	0	0	2	13	7	47	6	40	15
7	0	0	0	0	3	20	8	53	4	27	15
8	0	0	0	0	6	40	0	0	9	60	15
9	0	0	0	0	4	27	6	40	5	33	15
10	0	0	0	0	4	27	7	47	4	27	15
11	0	0	0	0	0	0	9	60	6	40	15
12	0	0	0	0	0	0	9	60	6	40	15
13	0	0	0	0	0	0	0	0	15	100	15
14	0	0	0	0	0	0	9	60	6	40	15
15	0	0	0	0	0	0	0	0	15	100	15
16	0	0	0	0	0	0	0	0	15	100	15
17	0	0	0	0	0	0	0	0	15	100	15
18	0	0	0	0	0	0	0	0	15	100	15
19	0	0	0	0	0	0	9	60	6	40	15
20	0	0	0	0	0	0	9	60	6	40	15
Total	0	0	0	0	36	12	103	34	161	54	300



Feedback Analysis:

Majority of the respondents expressed faculty are very good in overall delivery to the students. Around 54% of the faculty are excellent, 34% are very good and 12% are good in their performance with reference to the various aspects of curriculum delivery to the students.

MKR GOVERNMENT DEGREE COLLEGE, DEVARAKONDA

Feedback on Lecturer Performance


Academic Year: 2022-23

Name of the Lecturer: Bichulal Name of the Subject: Zoology

I. POOR II. AVERAGE III. GOOD IV. VERY GOOD V. EXCELLENT

ITEM NO	1		2		3		4		RATINGS		TOTAL
	1	%	2	%	3	%	4	%	5	%	
1	0	0	0	0	0	0	15	100	0	0	15
2	0	0	0	0	0	0	3	20	12	80	15
3	0	0	0	0	0	0	15	100	0	0	15
4	0	0	3	20	0	0	12	80	0	0	15
5	0	0	3	20	0	0	12	80	0	0	15
6	0	0	0	0	3	20	12	80	0	0	15
7	0	0	3	20	0	0	7	47	5	33	15
8	0	0	3	20	0	0	7	47	5	33	15
9	0	0	0	0	3	20	12	80	0	0	15
10	0	0	0	0	3	20	12	80	0	0	15
11	0	0	0	0	3	20	12	80	0	0	15
12	0	0	3	20	0	0	12	80	0	0	15
13	0	0	0	0	3	20	12	80	0	0	15
14	0	0	0	0	3	20	12	80	0	0	15
15	0	0	0	0	3	20	7	47	5	33	15
16	0	0	0	0	8	53	2	13	5	33	15
17	0	0	0	0	5	33	8	53	2	13	15
18	0	0	0	0	10	67	3	20	2	13	15
19	0	0	0	0	5	33	5	33	5	33	15
20	0	0	0	0	6	40	4	27	5	33	15
Total	0	0	15	5	55	18	184	61	46	15	300

Department of Zoology



- Poor
- Average
- Good
- Very Good
- Excellent
-

Feedback Analysis:

Majority of the respondents expressed faculty are good in overall delivery to the students. Around 15% of the faculty are excellent, 61% are very good and 18% are good in their performance with reference to the various aspects of curriculum delivery to the students.

MKR GOVERNMENT DEGREE COLLEGE, DEVARAKONDA


Feedback on Lecturer Performance

Academic Year: 2022-23

Name of the Lecturer: K.Renuka Name of the Subject: History

I. POOR II. AVERAGE III. GOOD IV. VERY GOOD V. EXCELLENT

ITEM NO	1		2		3		4		5		TOTAL
		%		%		%		%		%	
1	0	0	0	0	2	13	5	33	8	53	15
2	0	0	0	0	5	33	6	40	4	27	15
3	0	0	0	0	1	7	8	53	6	40	15
4	0	0	0	0	2	13	5	33	8	53	15
5	0	0	0	0	7	47	6	40	2	13	15
6	0	0	0	0	2	13	7	47	6	40	15
7	0	0	0	0	3	20	8	53	4	27	15
8	0	0	0	0	6	40	0	0	9	60	15
9	0	0	0	0	4	27	6	40	5	33	15
10	0	0	0	0	4	27	7	47	4	27	15
11	0	0	0	0	1	6	6	40	8	53	15
12	0	0	0	0	2	13	3	23	10	67	15
13	0	0	0	0	1	6	6	40	8	53	15
14	0	0	0	0	3	23	6	40	6	40	15
15	0	0	0	0	3	23	5	33	7	47	15
16	0	0	0	0	1	6	7	47	7	47	15
17	0	0	0	0	1	6	7	47	7	47	15
18	0	0	0	0	1	6	5	33	9	60	15
19	0	0	0	0	0	0	6	40	9	60	15
20	0	0	0	0	0	0	9	60	6	60	15
Total	0	0	0	0	49	16	118	39	133	44	300



Feedback Analysis:

Majority of the respondents expressed faculty are very good in overall delivery to the students. Around 44% of the faculty are excellent, 39% are very good and 16% are good in their performance with reference to the various aspects of curriculum delivery to the students.

MKR GOVERNMENT DEGREE COLLEGE, DEVARAKONDA

Feedback on Lecturer Performance


Academic Year: 2022-23

Name of the Lecturer: V.Makatlal Name of the Subject: Political Science

I. POOR II. AVERAGE III. GOOD IV. VERY GOOD V. EXCELLENT

ITEM NO	1		2		3		4		5		TOTAL
		%		%		%		%		%	
1	0	0	0	0	4	27	2	13	9	60	15
2	0	0	0	0	1	6	7	47	7	47	15
3	0	0	0	0	2	13	5	33	8	53	15
4	0	0	0	0	1	6	6	40	8	53	15
5	0	0	0	0	3	23	4	27	8	53	15
6	0	0	0	0	1	6	6	40	8	53	15
7	0	0	0	0	0	0	6	40	9	60	15
8	0	0	0	0	3	23	4	27	8	53	15
9	0	0	0	0	4	27	3	23	8	53	15
10	0	0	0	0	4	27	7	47	4	27	15
11	0	0	0	0	1	6	6	40	8	53	15
12	0	0	0	0	2	13	3	23	10	67	15
13	0	0	0	0	1	6	6	40	8	53	15
14	0	0	0	0	3	23	6	40	6	40	15
15	0	0	0	0	3	23	5	33	7	47	15
16	0	0	0	0	1	6	7	47	7	47	15
17	0	0	0	0	1	6	7	47	7	47	15
18	0	0	0	0	1	6	5	33	9	60	15
19	0	0	0	0	0	0	6	40	9	60	15
20	0	0	0	0	0	0	9	60	6	60	15
Total	0	0	0	0	36	12	110	37	154	51	300

Department of Political Science



- Poor
- Average
- Good
- Very Good
- Excellent

Feedback Analysis:

Majority of the respondents expressed faculty are very good in overall delivery to the students. Around 51% of the faculty are excellent, 37% are very good and 12% are good in their performance with reference to the various aspects of curriculum delivery to the students.

MKR GOVERNMENT DEGREE COLLEGE, DEVARAKONDA

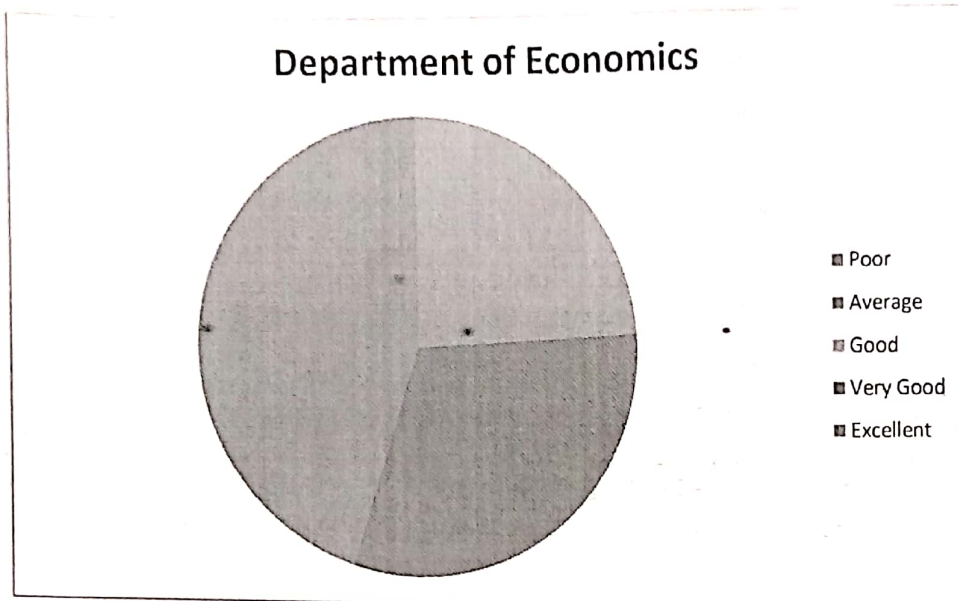
Feedback on Lecturer Performance

Academic Year: 2022-23

Name of the Lecturer: Ch.Lingamaiah Name of the Subject: Economics

I. POOR II. AVERAGE III. GOOD IV. VERY GOOD V. EXCELLENT

ITEM NO	1		2		3		4		5		TOTAL
		%		%		%		%		%	
1	0	0	0	0	4	27	2	13	9	60	15
2	0	0	0	0	1	6	7	47	7	47	15
3	0	0	0	0	2	13	5	33	8	53	15
4	0	0	0	0	1	6	6	40	8	53	15
5	0	0	0	0	3	23	4	27	8	53	15
6	0	0	0	0	1	6	6	40	8	53	15
7	0	0	0	0	6	40	2	13	7	47	15
8	0	0	0	0	6	40	5	33	4	27	15
9	0	0	0	0	9	60	3	20	3	20	15
10	0	0	0	0	5	33	6	40	4	27	15
11	0	0	0	0	6	40	1	6	8	53	15
12	0	0	0	0	4	27	1	6	10	67	15
13	0	0	0	0	5	33	6	40	4	27	15
14	0	0	0	0	9	60	2	13	4	27	15
15	0	0	0	0	7	47	3	20	5	33	15
16	0	0	0	0	1	6	7	47	7	47	15
17	0	0	0	0	1	6	7	47	7	47	15
18	0	0	0	0	1	6	5	33	9	60	15
19	0	0	0	0	0	0	6	40	9	60	15
20	0	0	0	0	0	0	9	60	6	60	15
Total	0	0	0	0	72	24	93	31	135	45	300



Feedback Analysis:

Majority of the respondents expressed faculty are very good in overall delivery to the students. Around 45% of the faculty are excellent, 31% are very good and 24% are good in their performance with reference to the various aspects of curriculum delivery to the students.

MKR GOVERNMENT DEGREE COLLEGE, DEVARAKONDA

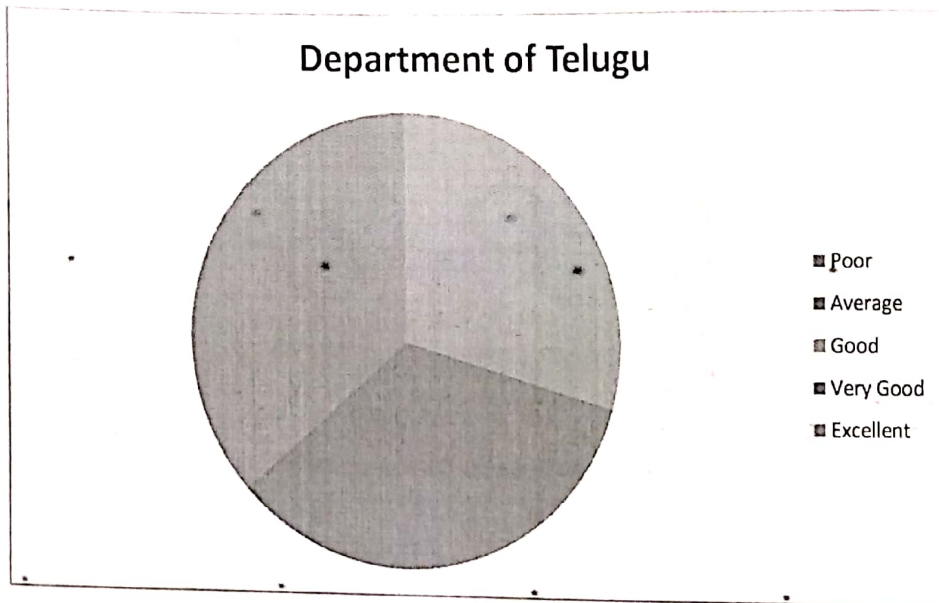
Feedback on Lecturer Performance

Academic Year: 2022-23

Name of the Lecturer: G.Kotaiah and A.Srinu Name of the Subject: Telugu

I. POOR II. AVERAGE III. GOOD IV. VERY GOOD V. EXCELLENT

ITEM NO	1		2		3		4		5		TOTAL
	0	%	0	%	0	%	0	%	0	%	
1	0	0	0	0	10	33	10	33	10	33	30
2	0	0	0	0	12	40	10	33	8	27	30
3	0	0	0	0	8	27	15	50	7	23	30
4	0	0	0	0	7	23	8	27	15	50	30
5	0	0	0	0	12	40	12	40	6	20	30
6	0	0	0	0	8	27	7	23	15	50	30
7	0	0	0	0	12	40	5	17	13	43	30
8	0	0	0	0	11	37	12	40	7	23	30
9	0	0	0	0	6	20	7	23	17	57	30
10	0	0	0	0	12	40	12	40	6	20	30
11	0	0	0	0	3	10	5	17	22	73	30
12	0	0	0	0	10	33	15	50	5	17	30
13	0	0	0	0	8	27	8	27	14	47	30
14	0	0	0	0	7	23	8	27	15	50	30
15	0	0	0	0	10	33	12	40	8	27	30
16	0	0	0	0	8	27	12	40	10	33	30
17	0	0	0	0	4	13	12	40	14	47	30
18	0	0	0	0	9	30	8	27	13	43	30
19	0	0	0	0	8	27	13	43	9	30	30
20	0	0	0	0	12	40	13	43	5	17	30
Total	0	0	0	0	177	30	204	34	219	37	600



Feedback Analysis:

Majority of the respondents expressed faculty are very good in overall delivery to the students. Around 37% of the faculty are excellent, 34% are very good and 30% are good in their performance with reference to the various aspects of curriculum delivery to the students.

MKR GOVERNMENT DEGREE COLLEGE, DEVARAKONDA


Feedback on Lecturer Performance

Academic Year: 2022-23

Name of the Lecturer: M.Prabhakar & Siga Srinu Name of the Subject: English

I. POOR II. AVERAGE III. GOOD IV. VERY GOOD V. EXCELLENT

ITEM NO	1		2		3		4		5		TOTAL
	0	%	0	%	8	%	5	%	17	%	
1	0	0	0	0	8	27	5	17	17	57	30
2	0	0	0	0	10	33	12	40	8	27	30
3	0	0	0	0	15	50	5	17	10	33	30
4	0	0	0	0	5	17	10	33	15	50	30
5	0	0	0	0	12	40	8	27	10	33	30
6	0	0	0	0	10	33	10	33	10	33	30
7	0	0	0	0	9	30	8	27	13	43	30
8	0	0	0	0	15	50	15	50	0	0	30
9	0	0	0	0	12	40	5	17	13	43	30
10	0	0	0	0	5	17	15	50	10	33	30
11	0	0	0	0	3	10	5	17	22	73	30
12	0	0	0	0	10	33	15	50	5	17	30
13	0	0	0	0	8	27	8	27	14	47	30
14	0	0	0	0	7	23	8	27	15	50	30
15	0	0	0	0	10	33	12	40	8	27	30
16	0	0	0	0	8	27	12	40	10	33	30
17	0	0	0	0	4	13	12	40	14	47	30
18	0	0	0	0	9	30	8	27	13	43	30
19	0	0	0	0	8	27	13	43	9	30	30
20	0	0	0	0	12	40	13	43	5	17	30
Total	0	0	0	0	180	30	199	33	221	37	600



Feedback Analysis:


Majority of the respondents expressed faculty are very good in overall delivery to the students. Around 37% of the faculty are excellent, 33% are very good and 30% are good in their performance with reference to the various aspects of curriculum delivery to the students.

MKR Government Degree College, Devarakonda

Analysis of Student Feed Back on Teacher & curriculum Delivery - 2022-23

QUER Y	POOR		AVERAGE		GOOD		VERY GOOD		EXCELLENT		Total
	RESPONSE S	%	RESPONSE S	%	RESPONSE S	%	RESPONSE S	%	RESPONSE S	%	
1	0	0	0	0	60	19	120	47	140	34	320
2	0	0	0	0	75	23	145	46	100	31	320
3	0	0	0	0	50	16	150	63	120	22	320
4	0	0	0	0	70	29	130	41	120	38	320
5	0	0	20	31	40	19	190	53	70	25	320
6	0	0	15	3	65	19	150	47	90	31	320
7	0	0	20	1	60	19	150	49	90	30	320
8	0	0	0	0	100	23	110	39	110	34	320
9	0	0	10	2	60	19	150	48	100	30	320
10	0	0	5	3	75	22	140	43	100	32	320
11	0	0	5	2	54	17	139	43	122	38	320
12	0	0	0	0	55	17	160	50	105	33	320
13	0	0	0	0	100	25	130	41	90	34	320
14	0	0	8	3	53	17	147	46	112	35	320
15	0	0	2	1	68	21	121	38	128	40	320
16	0	0	6	2	68	21	141	44	105	33	320
17	0	0	2	1	60	19	124	39	133	42	320
18	0	0	0	0	80	19	200	63	40	19	320
19	0	0	5	2	45	13	130	42	140	44	320
20	0	0	0	0	70	13	150	47	100	41	320
Total	0	0	98	15	1308	20	2877	45	2115	33	6400

Student feedback on Teacher and Curriculum



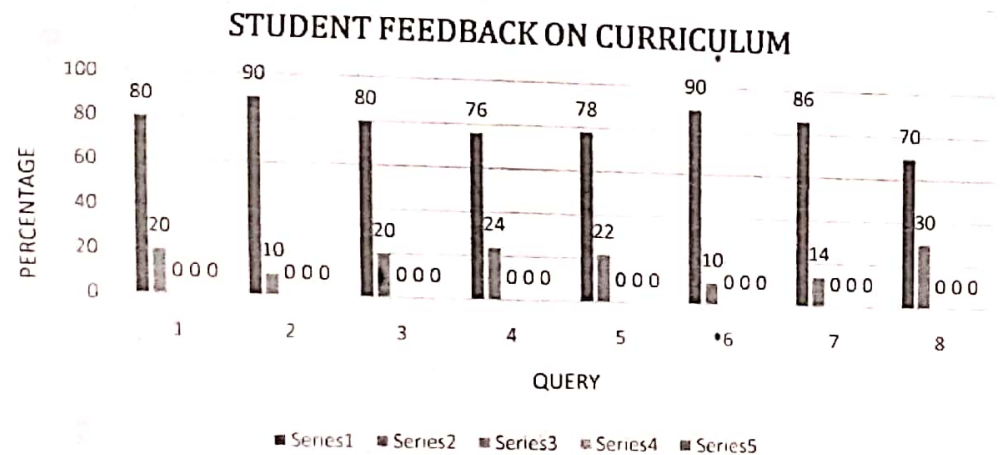
Around 33% of the responses are excellent, 45% very good and 19% are good in curriculum implementation. Overall opinion on the faculty is excellent.

Majority of the students expressed faculty are very good in putting their efforts in completing the syllabus and generating interest in them towards curriculum. Majority of them have clarity of expression and clarity in subject content. Most of the faculty are very good in giving information on latest developments in their concerned subjects. Latest ICT developments and innovative methods are used in delivering curriculum. They give guidance in student seminars, extracurricular activities. They encourage students by giving career counselling and career guidance. They are excellent in motivating students to use Library and Internet and make students to involve in student study projects and participate in extension activities.

FEEDBACK ANALYSIS OF STUDENT ON CURRICULUM

Feedback on curriculum is obtained from a sample of 50 students from different classes of various departments. Percentage Analysis is used to analyze the data.

MKR GOVERNMENT DEGREE COLLEGE,DEVARAKONDA												
STUDENT FEEDBACK ANALYSIS ON CURRICULUM												
2022-23												
SL.NO	QUERY	STRONGLY AGREE		AGREE		NEITHER AGREE NOR DISAGREE		DISAGREE		STRONGLY DISAGREE		TOTAL
		Response	%	Response	%	Response	%	Response	%	Response	%	
1	The Syllabus/Courses taught was updated enough	40	80	10	20	0	0	0	0	0	0	50
2	The objectives of the syllabi are well defined	45	90	5	10	0	0	0	0	0	0	50
3	Getting enough time to cover all the topics	40	80	10	20	0	0	0	0	0	0	50
4	There is a good balance between curricular, co-curricular and extracurricular activities	38	76	12	24	0	0	0	0	0	0	50
5	Course curriculum fulfils the students expectations	39	78	11	22	0	0	0	0	0	0	50
6	curriculum is effectively implemented in the college	45	90	5	10	0	0	0	0	0	0	50
7	Syllabus creates interest in the student	43	86	7	14	0	0	0	0	0	0	50
8	Assessment pattern measures the knowledge of students completely	35	70	15	30	0	0	0	0	0	0	50
Total		325	81	75	19	0	0	0	0	0	0	400



Feedback Analysis

Majority(85%) of the respondents strongly agree that curriculum is well defined and implemented in the college. Most of the students (85%) strongly agrees that the Syllabus/Courses creates interest in the student. 76% of the students strongly agree that there is a good balance between curricular, co-curricular and extra-curricular activities. About 78% agrees that course curriculum fulfils the student's expectations and 90% strongly agrees that curriculum is effectively implemented in the college. Majority students are satisfied with curriculum design and its implementation in the college.


 IQAC Coordinator

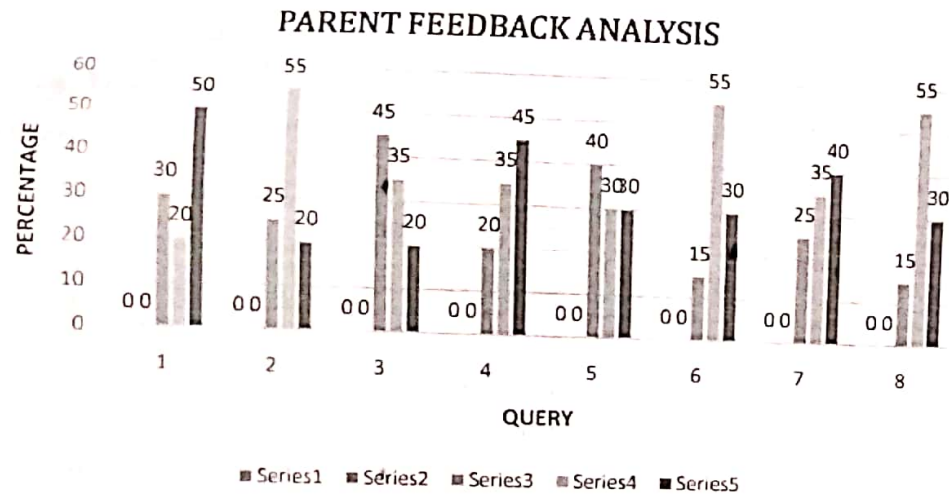

 Principal
PRINCIPAL (FAC)
 M.K.R. Government Degree College,
 Laxarakonda, Nalgonda, Dt. 508246

FEEDBACK ANALYSIS OF PARENT ON CURRICULUM

Feedback on curriculum is obtained from a sample of 100 parents on various aspects of curriculum. Percentage Analysis is used to analyze the data.

MKR GOVERNMENT DEGREE COLLEGE, DEVARAKONDA						
PARENT FEEDBACK ANALYSIS ON CURRICULUM						
2022-23						
SL.NO	QUERY	Responses in Percentage				
		POOR	AVERAGE	GOOD	VERY GOOD	EXCELLENT
1	Quality and relevance of the curriculum for career	0	0	30	20	50
2	Does infrastructure and lab facilities sufficient to deliver curriculum in your ward?	0	0	25	55	20
3	Does curriculum is useful in improving communication skills in your ward?	0	0	45	35	20
4	Does the curriculum help in widening intellectual horizon?	0	0	20	35	45
5	Do you feel that curriculum undertaken enhances employability skills in your ward?	0	0	40	30	30
6	Use of Information and communication technology in the college to deliver the curriculum	0	0	15	55	30
7	Academic discipline observed by the college	0	0	25	35	40
8	Improvement of ethics and morals in your ward while studying in the college	0	0	15	55	30
TOTAL		0	0	24	40	34






Feedback Analysis

Feedback is obtained from the parents on various aspects of curriculum delivery, its relevance and usefulness, facilities like library, labs, ICT aids in the college for effective delivery of the curriculum, Academic discipline observed in the college and improvement of ethics and morals in students while pursuing the course.

Majority of the parents is of opinion that curriculum is relevant for the career. 55% of the parents expressed very good and 30% expressed excellent opinion on infrastructure and lab facilities in the college to deliver the curriculum. Majority opined that curriculum is useful in improving communication skills and employability skills and widening intellectual horizon of the ward. Majority gave excellent and very good rating for the use of ICT in the college to deliver the curriculum. They are satisfied with academic discipline observed in the college. Majority said college is excellent in improving ethics and morals in their ward.


 IQAC Coordinator

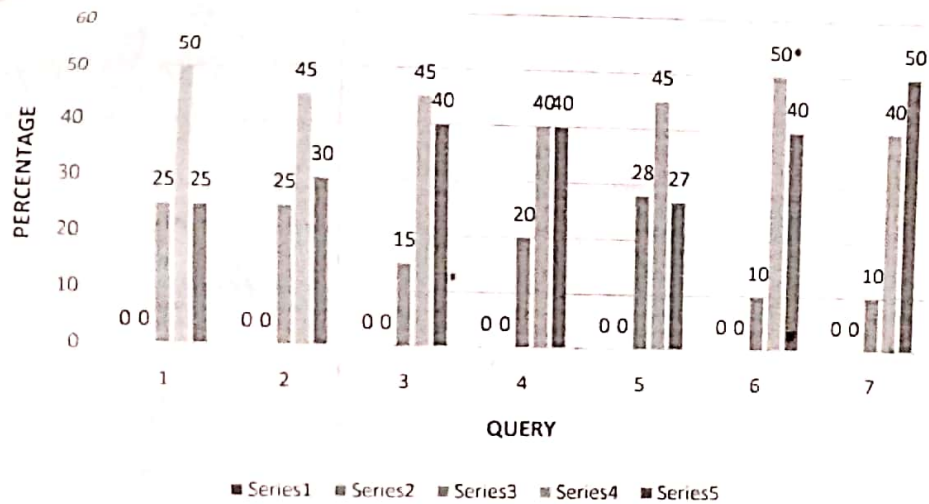

 PRINCIPAL (FAC)
 J.K.R. Government Degree College,
 Lovarekonda, Nalgonda. Dt. 508248

FEEDBACK ANALYSIS OF ALUMNI ON CURRICULUM

Feedback on curriculum is obtained from a sample of 100 members of Alumni on various aspects of curriculum. Percentage Analysis is used to analyze the data

MKR GOVERNMENT DEGREE COLLEGE, DEVARAKONDA ALUMNI FEEDBACK ANALYSIS ON CURRICULUM 2022-23						
SL.NO	QUERY	Responses in Percentage				
		POOR	AVERAGE	GOOD	VERY GOOD	EXCELLENT
1	Relevance of curriculum in your job	0	0	25	50	25
2	Infrastructure and lab facility	0	0	25	45	30
3	Faculty	0	0	15	45	40
4	Library	0	0	20	40	40
5	Office staff	0	0	28	45	27
6	College Environment	0	0	10	50	40
7	Overall rating of the college	0	0	10	40	50
	TOTAL	0	0	19	45	36

ALUMNI FEEDBACK ANALYSIS



Feedback Analysis

Feedback is obtained from Alumni on different parameters like Curriculum, infrastructure, lab facilities, faculty, library, office staff and college environment. One open ended question to give suggestions is also included in the feedback form. Majority felt curriculum is relevant to their jobs. Most of them are satisfied with infrastructure and lab facilities. 40% expressed library facilities are excellent. Majority expressed that support of the faculty and office staff is very good. The overall college environment is very good.

[Signature]
 IQAC Coordinator

[Signature]
 PRINCIPAL (FAC)
 J.K.S. Government Degree College
 Arakonda, Nalgonda, T.N. 508240