



GOVT.DEGREE COLLEGE WANAPARTHY

(ID-COLLEGE)

(Accredited with 'B' Grade by NAAC)

Affiliated to Palamuru University

Sri Vidya Nagar, Hyderabad Road, Wanaparthy-509103, Telangana State.

E-Mail: wanaparthy.jkc@gmail.com


Website <https://gdcts.cgg.gov.in/wanaparthy.edu>


Implementation of e-Governance in areas operation

1)CAIMS

← → ↻ 🏠 caims.ccets.telangana.gov.in/Account/WelcomePage

CCE :: Home Email Web Client Si... 192.168.1.1 eCCA-SIS: TSGLI ePASS Home Page TG Cyber Treasury https://treasury.tela... TSRTC ~ PASS Gmail Other bookmarks







 **Commissionerate of Collegiate Education, T.S**
Government of Telangana
College Administration and Information Management System
Student Information Management

User Name: 3018_ECMS
Academic Year : 2023-2024
Log out
WELCOME TO PALAMURU UNIVERSITY.
Govt.Degree College (Co-ed), Wanaparthy.
 Click Here Edit Promotions example (PDF)

Home Certificates ▾ Utilities ▾ UserManuals ▾





2)DOST online Admissions

← → ↻ 🏠 dost.cgg.gov.in/login.do?jsessionid=8561C851A89FC8D183B48A435923943F      

CCE :: Home | Email Web Client Si... | LTE 192.168.1.1 | ::eCCA-SIS:: | TSGLI | ePASS Home Page | TG Cyber Treasury | https://treasury.tela... | TSRTC ~ PASS | Gmail | Other bookmarks

21.12.2023 11:12 | Telugu | Hindi | English | A- | A | A+

 **DEGREE ONLINE SERVICES, TELANGANA (DOST)**
GOVERNMENT OF TELANGANA 

Home ▶ Forms ▶ Reports ▶ General Services ▶ Logout

User Name : (pride_64) Government Degree College (Co-Ed), Wanaparthy | Type of User : Government Degree College (Co-Ed), Wanaparthy

Last Login Date/Time : 19/12/2023 14:33:10

Welcome

DOST CGG Technical Help Desk contact details - 8333923741.(Only for Department & College Officials and Not For Public)

Call Time :: 10.00 A.M to 1.00 P.M & 1.30 P.M to 5.30 P.M on working days

Email.ID:- ccehelpdesk@cgg.gov.in

Courses Which are Confirmed by the Principal shall be in DOST .Remaining non Confirmed Courses shall not be in Dost .

3)Examination branch Palamuru University

The screenshot shows a web browser window with the URL palamuruuniversity.com/PUSITS/MainDashBoard.aspx. The page header includes the Palamuru University logo and the text "Online Services". A user profile dropdown menu is visible, showing "3018-Govt.Degree College for Men,Wanaparthy". A "Logout" button is located in the top left corner, and a "Back" button is in the top right corner.

The main content area is titled "ERP Dashboard :- UG Year" and features five service tiles:

- Online Registrations**: Represented by a teal tile with a grid icon.
- EAF**: Represented by an orange tile with a pencil icon.
- Internal I**: Represented by a pink tile with a document icon.
- Practicals**: Represented by a green tile with a checkmark icon.
- Hall Tickets/D - Forms**: Represented by a purple tile with a document icon.

A note at the bottom states: "Note: To shift to another program, please click on 'Back' button". The footer contains the text: "© PALAMURU ERP - 2023; Powered by CST".

4)e-office

The screenshot displays the eOffice web application interface. The browser address bar shows the URL <https://eoffice.telangana.gov.in/eFile/Home#no-back-button>. The user is logged in as SRINIVAS NENAVATH, PRINCIPAL(SN)-GDC-WNP-CE.

The interface includes a navigation menu on the left with sections like Receipts, Browse & Diarise, and Files. The main content area is titled "Upload(Only PDF upto 20 MB)" and contains a large watermark reading "Electronic".

On the right side, there is a "Diary Details" form with the following fields:

- Sender Type: Choose one
- Delivery Mode*: By Hand
- Mode Number: [Text Field]
- Language: English
- Letter Ref. No: [Text Field]
- Correspondence Type*: Letter
- File Number: [Text Field]
- Received Date: 28/12/2023
- Diary Date: 28/12/2023
- Letter Date: [Text Field]
- VIP: Choose one
- VIP Name: Choose one

Below the diary details is the "Contact Details" section, which includes:

- Ministry: Choose one
- Department: Choose one
- Name*: [Text Field]
- Designation*: [Text Field]
- Organization: [Text Field]
- Address 1*: [Text Field]
- Address 2: [Text Field]
- Country: INDIA
- State: Choose one
- City: [Text Field]
- Pincode: [Text Field]
- Mobile: [Text Field]
- Landline: [Text Field]
- Fax: [Text Field]
- Email: [Text Field]

At the bottom, the "Category & Subject" section contains:

- Main Category*: Choose one
- Sub Category: Choose One
- Subject*: [Text Field]

The Windows taskbar at the bottom shows the system tray with the date 28-12-2023 and time 11:32, along with weather information: 28°C Sunny.

5) IFMIS

← → ↻ ifmis.telangana.gov.in/#/hr


IFMIS
© Government of Telangana

MODULES Profile Logout

Last Login:
21-Dec-2023
10:26 AM

WELCOME DR.N.SRINIVAS
(27010304001)

- Home
- Employee Masters
- Create Bill IDs
- Employee Approvals
- Bill IDs
- Remove Bill ID
- Leaves
- Transfers/ Depute/ For. Ser.
- Suspension
- Retirement
- Employee Acceptance
- Exempt Emp Salary Days
- Map Legal Heir
- Promotions
- DA Enhancement



Welcome to the HR section

In this section you can find all the functionalities related to the HR management of all the employees under you, you can manage the salaries, leaves, transfers etc of every employee under you.