



COMMISSIONERATE OF COLLEGIATE EDUCATION GOVERNMENT OF TELANGANA



CERTIFICATE (GREEN, ENERGY and ENVIRONMENT AUDIT)

This is to certify that Environmental, Energy and Green Audit has been conducted at the _____ by _____
Government Degree College, Nirmal
the Green Audit Committee of Telangana State Collegiate Education Department in collaboration with Department of Environmental Sciences of Osmania University, Hyderabad. The Committee has verified the Green initiatives carried out by the College and the College has successfully demonstrated knowledge on Energy Conservation, Water Conservation, Bio Diversity, Waste Management and Carbon footprint.

The Green Audit Committee is pleased to declare the following grades in the following categories for their satisfactory performance and is valid from _____ August 2021 to _____ July 2022.

Green Initiatives -	“ B ” Grade
Energy Conservation-	“ B ” Grade
Environmental Protection -	“ B ” Grade

Academic Guidance Officer
O/o Collegiate Education
Hyderabad

Dr. D. Seshikala
Dept. of Environ. Science
OU, Hyderabad

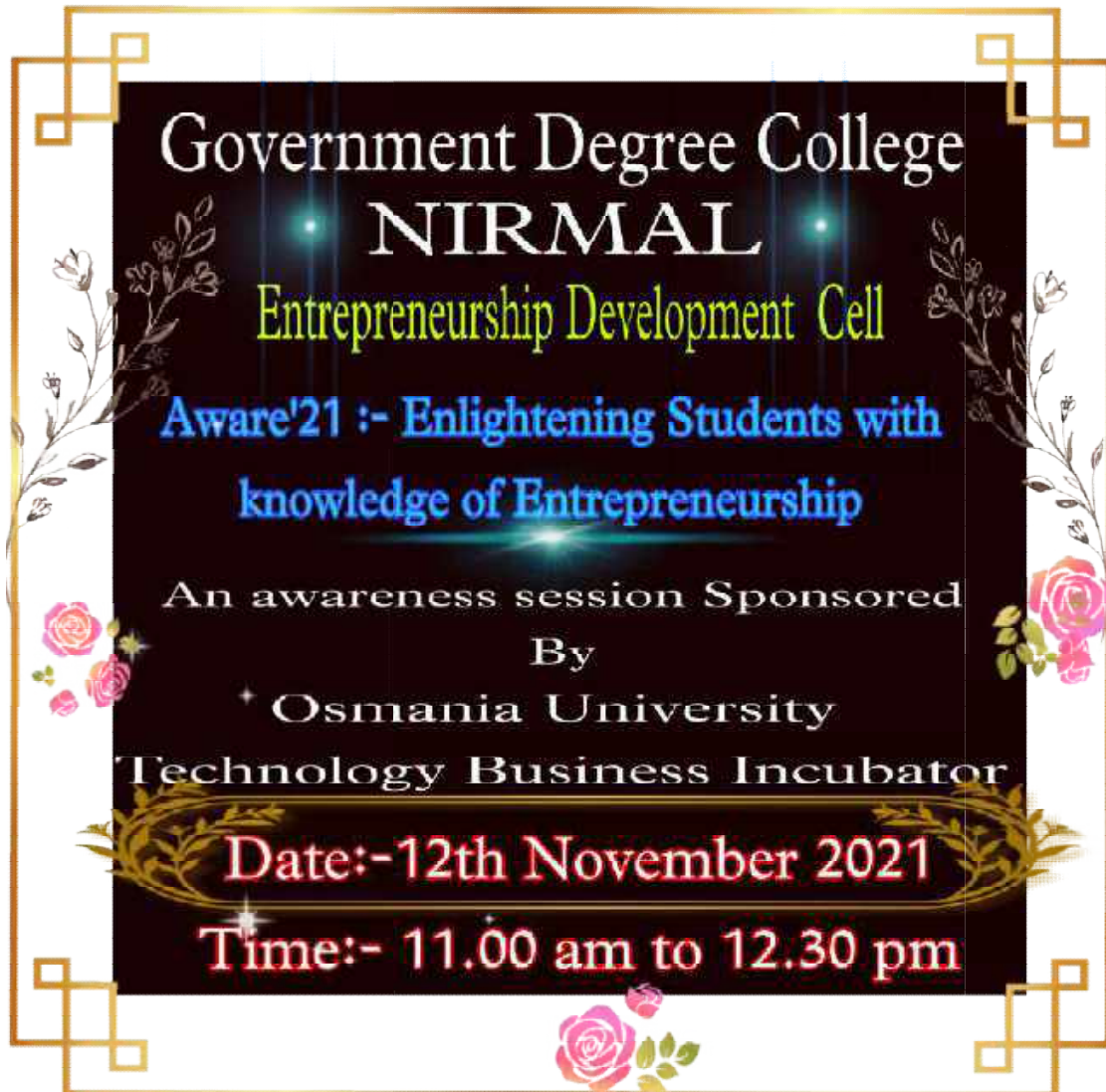
Dr. A. Vijaya Bhasker Reddy
Dept. of Botany
Nizam College, OU, Hyd.

Dr. A. Nageswara Rao
Dept. of Zoology
Nizam College, OU, Hyd.

GOVERNMENT DEGREE COLLEGE, NIRMAL.

ENTREPRENEURSHIP DEVELOPMENT CELL

AY- 2021-22 Activities.





Details of STUDENTS strength 2019-20-2021-22

STRENGTH PARTICULARS 2019-2020				
COURSE DETAILS	I YEAR	II YEAR	III YEAR	G.TOTAL
B.A	112	131	113	356
B.COM	43	53	48	144
B.SC (LIFE Science)	56	53	25	134
B. sc (physical Science)	47	64	43	154
GRAND TOTAL	258	301	229	788
STRENGTH PARTICULARS 2020-2021				
COURSE DETAILS	I YEAR	II YEAR	III YEAR	G.TOTAL
B.A	110	112	128	350
B.COM	45	43	53	141
B.SC (LIFE Science)	44	53	53	150
B. sc (physical Science)	42	47	63	152
GRAND TOTAL	241	255	297	793
GRAND TOTAL				
STRENGTH PARTICULARS 2021-2022				
COURSE DETAILS	I YEAR	II YEAR	III YEAR	G.TOTAL
B.A	132	103	79	314
B.COM	88	40	27	155
B.SC (LIFE Science)	62	41	32	135
B. sc (physical Science)	59	34	31	124
GRAND TOTAL	341	218	169	728



PRINCIPAL
GOVT. DEGREE COLLEGE
NIRMAL

Govt. Degree College, Nirmal.

B.A. Telugu, English & Urdu Medium


Result analysis Academic year 2021 - 2022

Particulars						
	Sem - I	Sem - II	Sem - III	Sem - IV	Sem - V	Sem - VI
Appeared	102	101	84	80	60	60
Pass	50	39	55	60	45	48
Pass %	49	39	65	75	75	80


Signature of the lecturer


Telugu Medium

Particulars						
	Sem - I	Sem - II	Sem - III	Sem - IV	Sem - V	Sem - VI
Appeared	49	49	31	30	20	20
Pass	07	17	16	15	13	13
Pass %	14	35	52	50	65	65


Signature of the lecturer

Urdu Medium

Particulars						
	Sem - I	Sem - II	Sem - III	Sem - IV	Sem - V	Sem - VI
Appeared	53	52	53	50	40	40
Pass	43	22	39	45	32	35
Pass %	81	42	74	90	80	88


Signature of the lecturer

GOVERNMENT DEGREE COLLEGE NIRMAL
DEPARTMENT OF COMMERCE
KAKATIYA UNIVERSITY EXAMINATION RESULTS
ACADEMIC YEAR 2021-22.

			Sem-I	Sem-II	Sem-III	Sem-IV	Sem-V	Sem-VI
18	B.Com	Appeared	70	62	26	26	25	24
		Pass	12	11	09	18	13	11
		Pass %	17.14	17.74	34.61	69.23	52	45,83

GOVT.DEGREE COLLEGE,NIRMAL(050)

B.Sc (Life Sciences) RESULTS – 2021-2022

SL.NO	SEM	SUBJECT	APPEARED	PASSED	PERCENTAGE
1	I	B.Sc (BZC)	53	08	15.09%
2	II	B.Sc (BZC)	47	06	12.76%
3	III	B.Sc (BZC)	37	14	37.83%
4	IV	B.Sc (BZC)	34	12	35.29%
5	V	B.Sc (BZC)	32	17	53.12%
6	VI	B.Sc (BZC)	30	22	73.33%

Govt degree college, Nirmal.

MPC and MPCs

Result analysis

2021-2022.

	Appeared	Pass	Pass %
Semester 1	53	10	19
Semester 2	44	09	20
Semester 3	31	09	29
Semester 4	26	11	42
Semester 5	29	10	34
Semester 6	25	10	40