



GOVERNMENT DEGREE COLLEGE NARSAMPET

WARANGAL DIST., 506132, TELANGANA STATE

Accredited with 'A' Grade by NAAC (CGPA 3.14)

Email: wgl.jkc.nspt@gmail.com; Mobile: 9177358790

website: <https://www.gdcts.cgg.gov.in/narsampet.edu>



ACADEMIC YEAR 2021-22

ANALYSIS OF STUDENTS FEEDBACK ON LECTURERS SCORES NUMBER OF STUDENTS (FOR EACH LECTURER): 20


In order to know the students feedback on Teachers, the college has a standard practice of collecting feedback from students at the end of every academic year. A pre designed feedback sheet is given to the students consisting of 20 questions on various parameters relating to the Teachers. The students are required to give the ranking ranging from I to V. The ranks are assigned as:

| S.No | Rank | Score (Weight) |
|------|----------------|----------------|
| 01 | I – Poor | +2 |
| 02 | II - Average | +4 |
| 03 | III - Good | +6 |
| 04 | IV – Very Good | +8 |
| 05 | V - Excellent | +10 |

**Average Scores of the students feedback on Lecturers
(Number of Students 20 for each lecturer)**

| S.No | Name of the Lecturer | Subject | Total Score | Average Score | Remarks |
|-------------|-----------------------------|-----------------|--------------------|----------------------|----------------|
| 01 | Dr.A.Srinath | English | 184 | 9.20 | Very Good + |
| 02 | L.Satyanarayana | Telugu | 172 | 8.60 | Very Good + |
| 03 | Dr.T.Sumathi | Hindi | 174 | 8.70 | Very Good + |
| 04 | T.Ramesh | Mathematics | 176 | 8.80 | Very Good + |
| 05 | P.Tyagaiah | Physics | 178 | 8.90 | Very Good + |
| 06 | G.Prasoon | Chemistry | 176 | 8.80 | Very Good + |
| 07 | M.Narendar | Botany | 180 | 9.00 | Very Good + |
| 08 | Dr.J.Lakan Singh | Zoology | 178 | 8.90 | Very Good + |
| 09 | B.Ramesh | History | 180 | 9.00 | Very Good + |
| 10 | M.Sammaiah | Economics | 172 | 8.60 | Very Good + |
| 11 | Dr.B.Vishnu Kumar | Commerce | 170 | 8.50 | Very Good + |
| 12 | Dr.I.Shivanagasrinu | Commerce | 172 | 8.60 | Very Good + |
| 13 | Dr.R.Kumaraswamy | Library Science | 174 | 8.70 | Very Good + |
| 14 | V.Poornachandar | Computer | 172 | 8.60 | Very Good + |

A study of the average scores of the feedback of the students on lecturers shows that the average score for all the lecturers is more than 8.50 which is a very encouraging sign.


PRINCIPAL
 Govt. Degree College
 Narsampet, Warangal-506 132


ANALYSIS OF ALUMNI FEEDBACK SCORES

Number of respondents 20

In order to ascertain the feedback from the Alumni a pre designed format consisting of 08 parameters is given to 20 outgoing students for the academic year 2020-21. The responses collected are tabulated and the summary of those responses along with the total scores and average scores are shown in the table below:

| S. No | Parameters | Number of Responses | | | | | Total Responses | Total Score | Avg. Score |
|-------|-----------------------------------|---------------------|-------------|-----------|---------------|----------------|-----------------|-------------|-------------|
| | | Poor (2) | Average (4) | Good (6) | Very Good (8) | Excellent (10) | | | |
| 01 | College Building & Infrastructure | 00 | 00 | 02 | 11 | 07 | 20 | 170 | 8.50 |
| 02 | Library | 00 | 00 | 01 | 11 | 08 | 20 | 174 | 8.70 |
| 03 | Academic Facilities | 00 | 00 | 00 | 11 | 09 | 20 | 178 | 8.90 |
| 04 | Quality of Teaching | 00 | 00 | 00 | 10 | 10 | 20 | 180 | 9.00 |
| 05 | Skills enhancement Training | 00 | 00 | 01 | 10 | 09 | 20 | 176 | 8.80 |
| 06 | Sports & Games material | 00 | 00 | 02 | 08 | 10 | 20 | 176 | 8.80 |
| 07 | Support from Administrative Staff | 00 | 00 | 01 | 10 | 09 | 20 | 176 | 8.80 |
| 08 | Overall experience | 00 | 00 | 01 | 08 | 11 | 20 | 180 | 9.00 |
| | Total | 00 | 00 | 08 | 79 | 73 | 160 | 1410 | 8.81 |

An analysis of the total scores and the average scores of all the parameters shows that the average score for all the parameters is more than 8.00. This indicates that almost all the alumni have rated all the parameters of the college as very good and above very good. The overall average score for all the parameters is 8.81 which is a very encouraging.


PRINCIPAL
 Govt. Degree College
 Narsampet, Warangal-506 132

ANALYSIS OF PARENTS FEEDBACK SCORES

Number of respondents 20

In order to ascertain the feedback from the parents a pre designed format consisting of 07 parameters is given to 20 parents for the academic year 2020-21. It is carefully observed that the parents of the students of different courses are included in the sample. The responses collected are tabulated and the summary of those responses along with the total scores and average scores are shown in the table below:

| S. No | Parameters | Number of Responses | | | | | Total Responses | Total Score | Avg. Score |
|--------------|--|----------------------------|--------------------|-----------------|----------------------|-----------------------|------------------------|--------------------|-------------------|
| | | Poor (2) | Average (4) | Good (6) | Very Good (8) | Excellent (10) | | | |
| 01 | Ambience of the college with respect to the facilities given to your wards. | 00 | 00 | 01 | 11 | 08 | 20 | 174 | 8.70 |
| 02 | College environment for the overall development of your ward. | 00 | 00 | 00 | 11 | 09 | 20 | 178 | 8.90 |
| 03 | Enough exposure to your ward as far as career orientation is concerned. | 00 | 00 | 00 | 10 | 10 | 20 | 180 | 9.00 |
| 04 | Faculty Available in the Subjects for effective teaching. | 00 | 00 | 01 | 10 | 09 | 20 | 176 | 8.80 |
| 05 | Availability and access of authorities regarding any queries. | 00 | 00 | 02 | 08 | 10 | 20 | 176 | 8.80 |
| 06 | Communication at the college end regarding the regular performance of your ward. | 00 | 00 | 01 | 10 | 09 | 20 | 176 | 8.80 |
| 07 | Your overall experience on college | 00 | 00 | 01 | 08 | 11 | 20 | 180 | 9.00 |
| | Total | 00 | 00 | 06 | 68 | 66 | 140 | 1240 | 8.86 |

An analysis of the total scores and the average scores of all the parameters shows that the average score for all the parameters is more than 8.50. This indicates that almost all the alumni have rated all the parameters of the college as very good and above very good. The overall average score for all the parameters is 8.86 which is a very encouraging.

ANALYSIS OF FEEDBACK SCORES **RESOLUTIONS FOR THE ACADEMIC YEAR 2021-22**

Date: 17.08.2022

A meeting of the staff members of the college is conducted in the Principal chamber under the chairmanship of the principal of the college Lt.Dr.B.Chandramouli to analyse the consolidated responses of the feedback forms received from the students, alumni and parents on the various parameters.

Resolutions towards Students feedback on Lecturers scores


- The average score for all the lecturers is observed to be more than 8.50, which is very good+.
- From the various feedback sheets it is observed that students are expecting more guest lecturer's from experts, in view of this it is resolved to conduct atleast two guest lecture's in each semester for the benefit of the students.
- It is also resolved that the career guidance and competitive examination coaching shall be further strengthened for the benefit of the students.

Resolutions towards Alumni feedback scores

- It is noted that all the alumni has given a very positive feedback on all the parameters and the overall average score is calculated as 8.81 which is a very good sign.
- As the lowest average is calculated for the college building and infrastructure facilities, it is resolved that necessary steps shall be taken to improve the infrastructure facilities to provide more facilities to the students.
- As few students have suggested to provide competitive examination coaching in more effective manner, it is decided that an exclusive training programme shall be conducted every year for 45 days for providing coaching to the students for preparation of competitive examination.
- It is also resolved that necessary steps shall be taken to improve the average score for all parameters by improving the facilities in the college.

Resolutions towards Parents Feedback scores

- It is noted that all the parents has given a very positive feedback on all the parameters and the overall average score is calculated as 8.86 which is a very good sign.
- As the lowest average is calculated for the ambience of the college, it is resolved that necessary steps shall be taken to improve the infrastructure facilities to provide more facilities to the students.
- As few parents have suggested providing competitive examination coaching to the students, it is resolved to provide such coaching from the ensuing academic year.



PRINCIPAL
Govt. Degree College
Narsampet, Warangal-506 132