

GOVERNMENT DEGREE COLLEGE, MEDAK

INTERNAL QUALITY ASSURENCE CELL

Action Taken Report

On

Teachers Feedback Analysis Report for the academic 2021-2022

1. Feedback on all the teachers by the students was being collected by the IQAC Department.
2. The following report prepared by IQAC and submitted to the Head of the institution.
3. The chairperson of IQAC, Principal held a staff meeting and presented the report submitted by IQAC.
4. Feedback on every teacher was collected and analyzed.
5. The teacher who got good score were appreciated in the staff meeting and those who got less score were suggested to improve the drawbacks mentioned by the students.



PRINCIPAL

PRINCIPAL

Govt. Degree College
Medak - 502 110, T.S.

GOVERNMENT DEGREE COLLEGE, MEDAK
INTERNAL QUALITY ASSURENCE CELL

Action Taken Report

On

ALUMNI FEEDBACK

2021-2022

- Feedback by alumni for the academic year 2021-2022 was collected by the IQAC Department.
- The following report on alumni's feedback submitted to Head of the Institution.
- Principal held a staff meeting and presented the report of alumni's feedback before the staff members.
- Feedback of nine questionnaires was prepared.
- Suggestions given by the alumni's were discussed with the staff members and resolve to improve the facility provided by the college.



PRINCIPAL

PRINCIPAL
Govt. Degree College
Medak - 502 110, T.S.

Government Degree College, Medak

Action Taken Report

On

Feedback Report on Performance of the College

Academic Year 2021-2022

On the basis of the analysis of the stakeholder feedback Report for the academic year 2020-2021 the following steps have been taken.

1. 92% of the students responded that they were satisfied with college time table and remaining 10% students were not satisfied. Hence it was resolved to continue with the same time table.
2. Out of 100% around 90% of students responded and presented their views that they were satisfied with the process of admission was transparent and comfortable. But 10% students replied they were not satisfied with the admission process. Finally it was decided to continue the same process of admission.
3. Around 95% of students responded that they were satisfied with the subject syllabus framed by the University while remaining 5% students were not satisfied with it. It so it was resolved to continue the same.
4. Out of 100% students 45% of students responded that they were satisfied with the administration of the college and called it "EXCELLENT" while 25% students told "VERY GOOD" 20% told "GOOD" while other 10% presented views "AVERAGE". Majority of the students calling administration is excellent and zero negative views so it was decided by the college authority to continue the same.
5. Out of 100% students around 40% of the students revealed that they were satisfied with the class accommodation and maintenance and told "EXCELLENT" 30% students called it "VERY GOOD" 15% students told "GOOD" and 15% students replied it "AVERAGE" majority of satisfaction and Excellency is more so it was decided to continue the same.
6. Around 50% of students were satisfied with the conduct and Evaluation of Internal and other examinations of the college by saying it "EXCELLENT" while 15% students replied it "VERY GOOD" 30% students said "GOOD" remaining 15% students replied saying it "AVERAGE" So it was resolved to continue the same.

7. Out of 100% students 35% of the students revealed that they were satisfied with the Scholarship Section and said it "EXCELLENT" other 35% students told that the section was "VERY GOOD" while 15% students presented their views saying it "GOOD" remaining 15% students expressed their consent by saying it "AVERAGE" Nobody told it "POOR" condition.
8. Out of 100% students around 50% of the students students responded that they were satisfied with admission section and told "EXCELLENT" while 20% students told that it was "VERY GOOD" other 20% students told that it was "GOOD" remaining 10% students said it was "AVERAGE" majority of saying "POOR" condition is zero. So it was resolved to continue the same.
9. Around 40% out of 100% students replied that they were satisfied with the Drinking water facility and revealed their views saying it "EXCELLENT" while other 30% students told it "VERY GOOD" 10% students told it "GOOD" while 20% students told "AVERAGE" majority overall is average so it was decided by the college management that they improved Drinking water facility in the college premises.
10. Around 80% of students responded that they were satisfied with the maintenance of toilets in the college and the remaining 20% students were not satisfied. Similarly majority of the parents, teachers and alumni expressed satisfaction with reference to maintenance. Hence it was resolved to continue with the same.
11. 40% of the students responded over Library and Gym facility that they were satisfied and expressed views saying it "EXCELLENT" remaining 20% students told it "VERY GOOD" 30% told it "GOOD" remaining 10% told it "AVERAGE" The action was taken by the management to improve better facility in future.
12. 80% of students responded regarding maintenance of Internet facility that they were satisfied with it but some around 20% students were not satisfied with it. Similarly majority of teachers, parents and alumni expressed satisfaction with it. Finally the management had taken decision to improve Internet facility as well.
13. Out of 100 students 5% expressed that the maintenance of canteen was "EXCELLENT" and 5% students told it "VERY GOOD" 5% students said it was "GOOD" while others around 70% students told it "AVERAGE" around 15% students expressed it "POOR" . So it was decided by the college management to change the authority of maintenance and hand over to other.
14. Out of 100% around 25% students were satisfied with the activities of the college as seminars, study projects and expressed it saying "EXCELLENT" while 25% students told it "VERY GOOD" while 30% students expressed "GOOD" remaining 20% students told "AVERAGE" It was decided by the college authority to improved and impose some activities in the college.
15. Around 30% of students expressed their views about extension lectures and remedial classes that it was "EXCELLENT" while 30% students expressed "VERY GOOD" around 20% students told that it was "GOOD" and remaining 20% students told it "AVERAGE". So college authority decided to improve conduction of remedial classes and extension lectures.

16. Out of 100 around 60% of the students were satisfied with the activities as literary , Games & Sports and expressed it "EXCELLENT" while other 10% students told it "VERY GOOD" around 25% students responded it "GOOD" remaining 5% students told it " AVERAGE". Finally it was decided by the college management that it would resolve the same.
17. Around 40% of the students were satisfied with the performance of Career Guidance Cell and express it "EXCELLENT" 20% students responded that it was "VERY GOOD" 30% students told that it was "GOOD" remaining 10% students expressed it "AVERAGE" . So it was decided by the college authority to improve Career Guidance Cell.
18. Out of 100% students around 60% expressed that they were satisfied with the Mentor as Counselor and told "EXCELLENT" 10% students said it "VERY GOOD" 15% student told it "GOOD" remaining 15% responded it "AVERAGE". It was decided to resolve the same.
19. 50% of the students responded regarding performance of Grievances-Redressal Cell that they were satisfied with it and said "EXCELLENT" 25% students replied that it was "VERY GOOD" 10% students said it was "GOOD" remaining 15% student responded it "AVERAGE". So it was decided by the college authority to improve it.
20. Out of 100% students around 50% expressed their views saying that the experience during stay in the college was "EXCELLENT" while 25% students replied that it was "VERY GOOD" other around 25% students expressed that it was "GOOD". It was resolved to improve.



PRINCIPAL

PRINCIPAL

Govt. Degree College
Medak - 502 110, T.S.

Commissionerate of Collegiate Education, Telangana
Academic Audit of GDCs
Format - I(Institutional Data)

Name of the College and Address : Govt. Degree College-Co-Ed, Medak
 Taraka Rama Nagar Colony, Medak Medak

Year of Establishment : 1981

Name of the Principal : Dr. A. SUDHAKAR

Academic Year : 2020-2021

NAAC Grade With CGPA : B 2.33

AISHE Code : C-25964

Basic Information

S.No	Activities to be undertaken	Remarks
1.	Vision and Mission of the College	http://ccets.cgg.gov.in/Uploads/files/buttonDetails/63343.pdf
2.	Whether College Website is being updated regularly or not?	Yes https://gdcts.cgg.gov.in/medak.edu
3.	Mention the NAAC Cycle and Due Date of Next NAAC Reaccreditation	07-02-2026 http://ccets.cgg.gov.in/Uploads/files/buttonDetails/62394.pdf
4.	Implementation of e-Governance (CAIMS, e-Office, Online Student Fee Payment, etc.,)	Yes

5.A	Total Strength of the College in 2018-2019	1243
5.B	Total Strength of the College in 2019-2020	1229
5.C	Total Strength of the College in 2020-2021	1548

Basic Facilities

S.No	Activities to be undertaken	Remarks
6.	Drinking Water facility (Please mention if college has RO plant with its capacity)	Yes 13000 ltrs
7.	Maintenance of Sanitation	Yes
8.	Restrooms for Women Students	Yes

Quality Initiatives

S.No	Activities to be undertaken	Remarks

9.	Participation in NIRF Ranking	No
10.	Whether the Institution is Certified with ISO? If Yes, mention the latest renewal date of ISO Certification	03-02-2023 http://ccets.cgg.gov.in/Uploads/files/buttonDetails/62420.pdf
11.	Status of the Green Audit whether has been completed	1602826011..pdf
12.	Details of the activities conducted under Entrepreneurship Development Cell	http://ccets.cgg.gov.in/Uploads/files/buttonDetails/91544.pdf

Details of Student Strength (Programme Wise and Year Wise (I,II,III) Strength Particulars

S.No	Activities to be undertaken	Remarks								
13.	B.A.	<table border="1"> <thead> <tr> <th>IstYear</th> <th>IIInd Yea</th> <th>IIrd Year</th> <th>Total</th> </tr> </thead> <tbody> <tr> <td>275.00</td> <td>93.00</td> <td>92.00</td> <td>460.00</td> </tr> </tbody> </table>	IstYear	IIInd Yea	IIrd Year	Total	275.00	93.00	92.00	460.00
IstYear	IIInd Yea	IIrd Year	Total							
275.00	93.00	92.00	460.00							
14.	B.Com./BBA	<table border="1"> <thead> <tr> <th>IstYear</th> <th>IIInd Yea</th> <th>IIrd Year</th> <th>Total</th> </tr> </thead> <tbody> <tr> <td>180.00</td> <td>129.00</td> <td>82.00</td> <td>391.00</td> </tr> </tbody> </table>	IstYear	IIInd Yea	IIrd Year	Total	180.00	129.00	82.00	391.00
IstYear	IIInd Yea	IIrd Year	Total							
180.00	129.00	82.00	391.00							
15.	B.Sc.(Life Science)	<table border="1"> <thead> <tr> <th>IstYear</th> <th>IIInd Yea</th> <th>IIrd Year</th> <th>Total</th> </tr> </thead> <tbody> <tr> <td>154.00</td> <td>94.00</td> <td>89.00</td> <td>337.00</td> </tr> </tbody> </table>	IstYear	IIInd Yea	IIrd Year	Total	154.00	94.00	89.00	337.00
IstYear	IIInd Yea	IIrd Year	Total							
154.00	94.00	89.00	337.00							

16.	B.Sc.(Physical Sciences)	<table border="1"> <tr> <th>IstYear</th> <th>IInd Yea</th> <th>IIrd Year</th> <th>Total</th> </tr> <tr> <td>147.00</td> <td>85.00</td> <td>128.00</td> <td>360.00</td> </tr> </table>				IstYear	IInd Yea	IIrd Year	Total	147.00	85.00	128.00	360.00
IstYear	IInd Yea	IIrd Year	Total										
147.00	85.00	128.00	360.00										

Details of Result Analysis (Programme Wise and Year Wise (I,II,III) Result Analysis)

S.No	Activities to be undertaken	Remarks
------	-----------------------------	---------

17.	B.A.	<table border="1"> <thead> <tr> <th></th> <th>Ist Sem</th> <th>IInd Sem</th> <th>IIrd Sem</th> <th>IVth Sem</th> <th>Vth Sem</th> <th>VI Sem</th> </tr> </thead> <tbody> <tr> <td>Appeared</td> <td>269.00</td> <td>262.00</td> <td>93.00</td> <td>93.00</td> <td>82.00</td> <td>82.00</td> </tr> <tr> <td>Pass</td> <td>214.00</td> <td>206.00</td> <td>80.00</td> <td>81.00</td> <td>72.00</td> <td>74.00</td> </tr> <tr> <td>Pass %</td> <td>80.00</td> <td>79.00</td> <td>86.00</td> <td>87.00</td> <td>88.00</td> <td>90.00</td> </tr> </tbody> </table>		Ist Sem	IInd Sem	IIrd Sem	IVth Sem	Vth Sem	VI Sem	Appeared	269.00	262.00	93.00	93.00	82.00	82.00	Pass	214.00	206.00	80.00	81.00	72.00	74.00	Pass %	80.00	79.00	86.00	87.00	88.00	90.00
	Ist Sem	IInd Sem	IIrd Sem	IVth Sem	Vth Sem	VI Sem																								
Appeared	269.00	262.00	93.00	93.00	82.00	82.00																								
Pass	214.00	206.00	80.00	81.00	72.00	74.00																								
Pass %	80.00	79.00	86.00	87.00	88.00	90.00																								

18.	B.Com./BBA	<table border="1"> <thead> <tr> <th></th> <th>Ist Sem</th> <th>IInd Sem</th> <th>IIrd Sem</th> <th>IVth Sem</th> <th>Vth Sem</th> <th>VI Sem</th> </tr> </thead> <tbody> <tr> <td>Appeared</td> <td>162.00</td> <td>155.00</td> <td>125.00</td> <td>110.00</td> <td>73.00</td> <td>66.00</td> </tr> <tr> <td>Pass</td> <td>94.00</td> <td>96.00</td> <td>74.00</td> <td>64.00</td> <td>38.00</td> <td>33.00</td> </tr> <tr> <td>Pass %</td> <td>58.00</td> <td>62.00</td> <td>59.00</td> <td>58.00</td> <td>52.00</td> <td>50.00</td> </tr> </tbody> </table>		Ist Sem	IInd Sem	IIrd Sem	IVth Sem	Vth Sem	VI Sem	Appeared	162.00	155.00	125.00	110.00	73.00	66.00	Pass	94.00	96.00	74.00	64.00	38.00	33.00	Pass %	58.00	62.00	59.00	58.00	52.00	50.00
	Ist Sem	IInd Sem	IIrd Sem	IVth Sem	Vth Sem	VI Sem																								
Appeared	162.00	155.00	125.00	110.00	73.00	66.00																								
Pass	94.00	96.00	74.00	64.00	38.00	33.00																								
Pass %	58.00	62.00	59.00	58.00	52.00	50.00																								

19.	B.Sc.(Life Science)	<table border="1"> <thead> <tr> <th></th> <th>Ist Sem</th> <th>IInd Sem</th> <th>IIrd Sem</th> <th>IVth Sem</th> <th>Vth Sem</th> <th>VI Sem</th> </tr> </thead> <tbody> <tr> <td>Appeared</td> <td>134.00</td> <td>129.00</td> <td>75.00</td> <td>75.00</td> <td>75.00</td> <td>75.00</td> </tr> <tr> <td>Pass</td> <td>79.00</td> <td>92.00</td> <td>54.00</td> <td>51.00</td> <td>51.00</td> <td>69.00</td> </tr> <tr> <td>Pass %</td> <td>59.00</td> <td>71.00</td> <td>72.00</td> <td>68.00</td> <td>68.00</td> <td>92.00</td> </tr> </tbody> </table>		Ist Sem	IInd Sem	IIrd Sem	IVth Sem	Vth Sem	VI Sem	Appeared	134.00	129.00	75.00	75.00	75.00	75.00	Pass	79.00	92.00	54.00	51.00	51.00	69.00	Pass %	59.00	71.00	72.00	68.00	68.00	92.00
	Ist Sem	IInd Sem	IIrd Sem	IVth Sem	Vth Sem	VI Sem																								
Appeared	134.00	129.00	75.00	75.00	75.00	75.00																								
Pass	79.00	92.00	54.00	51.00	51.00	69.00																								
Pass %	59.00	71.00	72.00	68.00	68.00	92.00																								

--	--	--

20.	B.Sc.(Physical Sciences)		Ist Sem	IInd Sem	IIIrd Sem	IVth Sem	Vth Sem	VI Sem
		Appeared	145.00	145.00	81.00	81.00	122.00	122.00
		Pass	92.00	95.00	42.00	47.00	101.00	108.00
		Pass %	63.00	66.00	52.00	58.00	83.00	89.00

Initiatives of the College

S.No	Activities to be undertaken	Remarks
21.	Whether the College has prepared Institutional Action Plan / Academic Calendar	Yes http://ccets.cgg.gov.in/Uploads/files/buttonDetails/62586.pdf
22.	Details of College-level Committees with the Representation of Staff & Students (including Statutory Committees)	http://ccets.cgg.gov.in/Uploads/files/buttonDetails/63308.pdf
23.	Details of Activities conducted under various Clubs /College-level Committees	http://ccets.cgg.gov.in/Uploads/files/buttonDetails/91769.pdf
24.	Whether the College has facilities for Divyangjan Students and Staff	1602826024..pdf
25.	No. of Certificate Courses offered (Overall) during the Academic Year	http://ccets.cgg.gov.in/Uploads/files/buttonDetails/62801.pdf

26.	Percentage of Students enrolled in Certificate Courses	http://ccets.cgg.gov.in/Uploads/files/buttonDetails/92028.pdf
27.	Details of the Activites conducted under NSS Unit (s)	http://ccets.cgg.gov.in/Uploads/files/buttonDetails/91805.pdf
28.	Does the College have NCC unit? If Yes, mention the activities of an NCC.	Yes http://ccets.cgg.gov.in/Uploads/files/buttonDetails/63018.pdf
29.	Details of Extension & Outreach Programmes, in Collaboration with Industry/ Community/ NGOs through NSS/NCC/ Red Cross/YRC, etc.(outside the College Premises only)	http://ccets.cgg.gov.in/Uploads/files/buttonDetails/91833.pdf
30.	Did the College receive any Award(s)/Appreciations/Honours under Extension & Outreach Programmes during the Academic Year?	No
31.	Details of Functional MoUs and Activities initiated under MoUs. (CCE & Institutional MoUs)	http://ccets.cgg.gov.in/Uploads/files/buttonDetails/93122.pdf
32.	Details of the Financial Resources mobilized from various sources/agencies (including NGOs/CSR/CPDC)	1602826032..pdf
33.A	Details of Alumni Association: Whether Alumni Association Registered ?	No

33.B	Minutes of Alumni Association	No
33.C	Alumni Association Contribution (financial and non-financial)	1602826033.C.pdf
34.	Details of Gender Equity Promotion Initiatives/WEC activities	http://ccets.cgg.gov.in/Uploads/files/buttonDetails/63000.pdf
35.	Mention the facilities available for the Management of Degradable and Non-degradable Waste <ul style="list-style-type: none"> ■ Solid Waste Management ■ Liquid Waste Management ■ e-Waste Management 	http://ccets.cgg.gov.in/Uploads/files/buttonDetails/63020.pdf
36.	Details of Water Conservation facilities available in the Institution <ul style="list-style-type: none"> ■ Rain Water Harvesting ■ Maintenance of Water Body ■ Waste Water Recycling System 	http://ccets.cgg.gov.in/Uploads/files/buttonDetails/63021.pdf
37.	Green Campus initiatives include <ul style="list-style-type: none"> ■ QR Coding of Plants/Species ■ Recycling of Single-use Plastics ■ Landscaping 	http://ccets.cgg.gov.in/Uploads/files/buttonDetails/63030.pdf

38.	Details of Institutional Best Practices (Any Two) (as per NAAC format)	http://ccets.cgg.gov.in/Uploads/files/buttonDetails/63016.pdf
Physical Facilities		
S.No	Activities to be undertaken	Remarks
39.	Total Land Area & Built-up Area ▪	1602826039..pdf
39.A	No. of Classrooms	20
39.B	No. of ICT-enabled Classrooms	10
39.C	No. of Labs (Computer/Science/Language)	13
39.D	No. of Seminar Hall(s)/Auditorium	01
39.E	No. of Virtual Classrooms	01

40.	No. of Computers available in the College	1602826040..pdf
40.A	For Administrative Purpose	25
40.B	For Students	100
41.	Mention the Student : Computer ratio	15:01
42.	Details of Internet Facility (No. of Connections and Bandwidth)	1602826042..pdf
43.	Details of Library Automation & e-Resources	http://ccets.cgg.gov.in/Uploads/files/buttonDetails/90211.pdf
44.	No. of Books /Magazines/ e-Journals available	http://ccets.cgg.gov.in/Uploads/files/buttonDetails/90215.pdf
45.	No. of Books (Texts/References) purchased during the Academic Year (along with the details of Expenditure on them)	1602826045..pdf

46.	Availability of Physical Education Facilities (Gymnasium, Yoga Centre, etc.)	1602826046..pdf
Student Support Activities		
S.No	Activities to be undertaken	Remarks
47.	Details of Mentor-Mentee System	1602826047..pdf
48.	Percentage of Students benefited by Scholarships (Category Wise)	1602826048..pdf
49.	Details of Activities under TSKC/ Career Guidance & Placement Cell.	1602826049..pdf
50.	Details of Student Placements (At least two Job drives should be conducted every year)	http://ccets.cgg.gov.in/Uploads/files/buttonDetails/63079.pdf
51.	Details of Student Progression to Higher/Professional Education (Department Wise)	1602826051..pdf
52.	Details of Redressal of Students Grievances	1602826052..pdf

53.	Details of Cultural Activities conducted	1602826053..pdf
54.	No. of Students participated in Sports / Games	1602826054..pdf
55.	No. of Awards /Medals won by students in Sports /Games/Cultural/Activities	1602826055..pdf
56.	Details of Working Staff (Teaching & Non-teaching)	1602826056..pdf
57.	No. of Training Programmes/Professional Development/Capacity Buliding Programmes organized by the Institution for Teaching and Non-teaching Staff	http://ccets.cgg.gov.in/Uploads/files/buttonDetails/93872.pdf
58.	Details of Faculty with Ph.D & Research Guideship	1602826058..pdf
59.	Details of Visiting Faculty (if any)	1602826059..pdf
60.	Details of Internal Complaints Cell, Anti-Ragging Cell, etc.	1602826060..pdf

Internal Quality Assurance Cell (IQAC)

S.No	Activities to be undertaken	Remarks
61.	Details of IQAC Initiatives: <ul style="list-style-type: none">■ Details of Online Feedback■ IQAC Action Plan■ IQAC Meeting & Minutes■ IQAC Significant Initiatives■ Whether AQAR is submitted	http://ccets.cgg.gov.in/Uploads/files/buttonDetails/93234.pdf
62.	Mention the Significant Achievements of the College (In Brief)	http://ccets.cgg.gov.in/Uploads/files/buttonDetails/93883.pdf
63.	Institution Future Plan of Action (for next year)	http://ccets.cgg.gov.in/Uploads/files/buttonDetails/63345.pdf

**Signature of the
Principal**

Date:15-10-2022

***Note:**

The principals should ensure that every column is to be filled and no column is left unfilled .
All the relevant documents shall be uploaded in the college Website from time to time and provide the web-links in the given format.

2.3.1. Student centric methods, such as experiential learning, participative learning and problem solving methodologies are used for enhancing learning experiences

Response:

Govt. Degree College, Medak focus on the overall development of the student and it is student-centric method. As a major part of the students hail from rural back ground , the teacher follows very simple methods to make them understand the concept, law, theorem or principle or a problem. It's not like "I teach –you listen" but let's learn by doing and learning from one or other various methods are adopted in the class room like teaching , seminars, group discussions etc and also by the use of ICT tools

Methods of teaching:

Experiential learning: Botany, Zoology, Physics, Chemistry organize field trips to laboratories, research institutes , scientific organizations, Zoo park, food and nutrition institute, Plant nurseries, museum, forest and Birla planetarium etc. Besides these the language teachers organize field trips to places of historical importance monuments, forts and also screening for movies on the lives of novels, dramas, poetry, plays or stories. Department of political science takes its students to the local sessions and district courts. Department of commerce organizes industrial visits, Real live situational learning is given to students when ever and where ever possible. The three NSS Units of our college are platforms for students to experience the prevailing conditions in the society. The NSS units adopt a village for their special camp every year with 50 volunteers from each unit. The experience that the volunteers gain will help them learn things in better quicker way. Students are made responsible for beautifying their classroom walls with self drawn charts, pictures and diagrams related to their subjects.

Students encouraged watching the live telecast lecturers by experts on T-SAT, the satellite educational channel, for effective learning by the students.

Participative learning:

Participative learning takes place in the class room where every student is encouraged to participate actively in seminars, group discussion, interviews, study projects, short term courses etc. Every department conducts at least five to six programmes on various occasions. Students are made to participate in various competitions on National voters day, International youth day, National science day, world environment day, world population day, independence day, republic day, Hindi Diwas, mother tongue day, National integration day, National mathematics day, UNO day, Human Rights day and so on, to make the teaching learning more participatory.

Students also encouraged to participate in various extension activities like Swaccha Bharat & Haritaharam (plantation) etc, so that student gain a deeper understanding of the meaning of civic responsibility and prepare themselves for serving the community.

Problem -solving method:

The Institution has been taking all possible measures in order to provide the students the opportunities where the learners get a chance to develop the problem solving skills.


The office of the commissionerate (CCE),Govt.of Telangana has memorandum of understanding(MOU) With NAANDI foundation which imparted communication skills, employable skills & problem solving skills through student centric methodology to the students of this college for a week in January-2020.

As a part of the MOU with IIT Bombay spoken tutorials, the institution provides online courses-MOOC'S for its students, staff which will make them independent teacher which encourage independence learning among the learners.

Students are given some live situations and are asked to solve them. College organizes talks on topics like share market, wholesale and retail markets, model of investment etc. Role play helps in self assessment and self evaluation by the method of LSRW (Listening, Speaking, Reading and Writing).

JIGNASA students study project, a flagship programme initiated by commissionerate of collegiate education(CCE). Telangana provides an opportunity to the young & adult learners to participate in the study of a problem & come up with their own solutions for them.


TASK of the college conducts various training programmes for employable skills &problems solving skills.



GOVERNMENT DEGREE COLLEGE, MEDAK

ACADEMIC YEAR 2021-22

The Govt. Degree College, Medak was conducted a Computer Training Programme to the Teaching and Non-teaching staff of the college to aware about Digital Teaching Dairy, E-Office, Caims and MS-Office.




PRINCIPAL
Govt. Degree College
MEDAK - 502 110

Government Degree College, Medak. Academic Year 2021-2022. Student Feedback on Curriculum

Form description

1.The syllabus/curriculum of each course is adequate



Multiple choice

- a.strongly agree ✕
- b.Agree ✕
- c.Neutral ✕
- d.Disagree ✕
- Add option or [add "Other"](#)

📄 🗑 Required ⋮

2.Is internal assessment help you for a better grade *

- a.strongly agree
- b.Agree
- c.Neutral
- d.Disagree

3.The assessment and evaluation is fair and unbiased *

- a.strongly agree

411 responses

 View In Sheets ⋮

Accepting responses

Summary

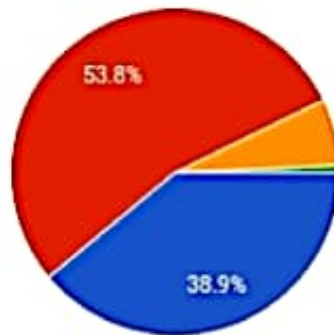
Question

Individual

1. The syllabus/curriculum of each course is adequate

 Copy

411 responses

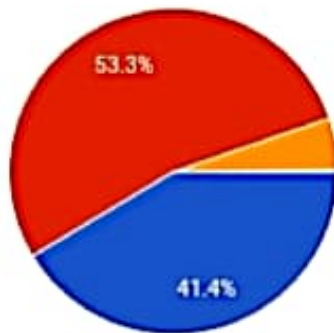


- a. strongly agree
- b. Agree
- c. Neutral
- d. Disagree

2. Is internal assessment help you for a better grade

 Copy

411 responses

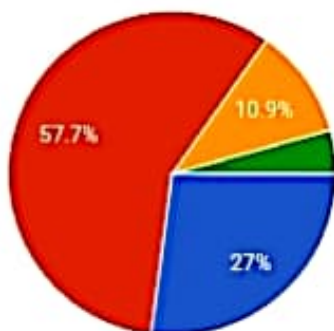


- a. strongly agree
- b. Agree
- c. Neutral
- d. Disagree

3. The assessment and evaluation is fair and unbiased

 Copy

411 responses

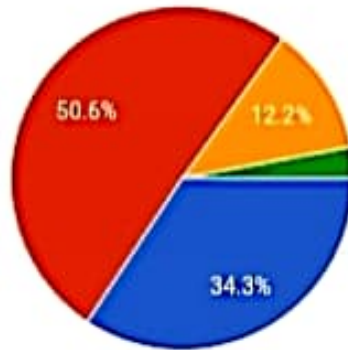


- a. strongly agree
- b. Agree
- c. Neutral
- d. Disagree

4.The entire syllabus of course is appropriate for the course given time

 Copy

411 responses

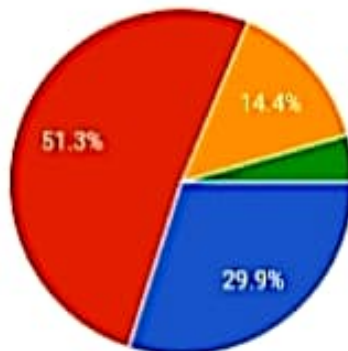


- a.strongly agree
- b. Agree
- c. Neutral
- d. Disagree

5.Is the cater curriculum fullfilling your expectations

 Copy

411 responses

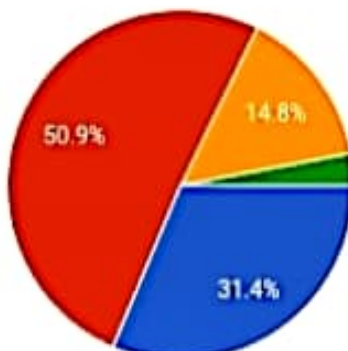


- a.strongly agree
- b. Agree
- c. Neutral
- d. Disagree

6. Curriculum applicable in your daily life

 Copy

411 responses

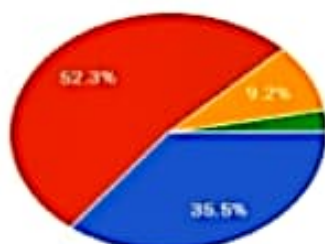


- a.strongly agree
- b. Agree
- c. Neutral
- d. Disagree

7.The curriculum is having a good academic flexibility

📄 Copy

411 responses



- a strongly agree
- b Agree
- c Neutral
- d Disagree

8.Is the curriculum enhancing the employability

📄 Copy

411 responses

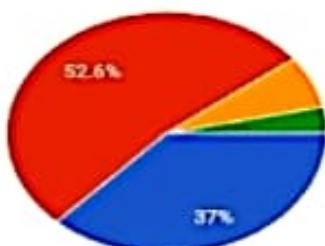


- a strongly agree
- b Agree
- c Neutral
- d Disagree

9 Internal assessment is always fair

📄 Copy

411 responses

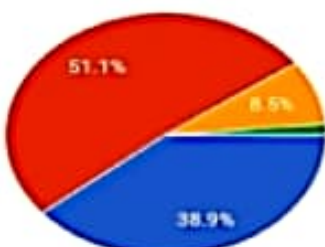


- a strongly agree
- b Agree
- c Neutral
- d Disagree

10.Availability of reference books for curriculum available

📄 Copy

411 responses



- a strongly agree
- b Agree
- c Neutral
- d Disagree

PRINCIPAL
Govt. Degree College
 Medak - 502 110, T.S.