

4.2.1: Library is automated using Integrated Library Management System (ILMS)

The College Library is located at entrance of the main building consisting of two halls with an area of 1500 SFT. The Library consists of a reading Hall cum Digital Library and separate stack room for storing textbooks, reference collection, competitive examination books, etc. The reading room cum digital library is at the entrance of the Library meant for reading daily News Papers, Magazines & Journals and accessing online resources by using the computers. The library is spacious with wide collection of reference books, textbooks, journals & magazines, etc. The Library has a collection of 6452 Textbook and Reference Books, 20 Print journals/magazines, which cover all branches of areas dealt in the college.

The Digital Library has updated to a bandwidth of 100 Mbps in the academic year 2020-21. In the Academic year 2017-18 the library is updated to SOUL 2.0 ILMS Software.

INTEGRATED LIBRARY



GOVERNMENT DEGREE COLLEGE:
ETURNAGARAM:WARNGAL DIST.
TELANGANA STATE

From
Dr.P. Venkateshwarlu., M.Sc.,Phd.
Principal
Government Degree College
Eturnagaram

To
The Director
INFLIBNET
Gandhi nager
Ahemedabad

Rc.No. /B/Estt/GDC/ETN/UGC/2015

Date 14-12-2015

Sir


Sub:- Submission of DD of Rs. 34200/- dated. 10-12-2015 vide no. 960701 SBH,
Eturnagaram for purchase of SOL college version software reg.

Adverting to the subject cited above the Principal, Govt. Degree College, Eturnagaram is
submitting the DD of Rs. 34200/- for the purchase of SOL college version soft ware for the
college library.

Kindly accept and supply the SOL software as early as possible .


Thanking you,

Yours Faithfully


Principal

Encl:
DD of Rs 34200/-dated. 10-12-2015
vide no. 960701 SBH, Eturnagaram.

Principal
Government Degree College
Eturnagaram, Dist Warangal.


स्टेट बैंक ऑफ हैदराबाद
 State Bank of Hyderabad
 जारी करने वाली शाखा
 Issuing Branch: SBH - ETURUNAGARAM
 ड्राफ्ट को / CODE No. 20319
 टेली नंबर / Tel No. 08717-231566


मांगदूतपत्र
DEMAND DRAFT

Key: NOGDAR
 Sr. No: 255719
 1 0 1 2 2 0 1 5
 D O M M Y Y Y Y

श्री **THE DIRECTOR INFLIBNET AHMEDABAD** *****
 ON DEMAND PA / या 34200.00 के लिए
 Only Four thousand Two Hundred Only

रुपये RUPEES 34200.00

IOL 600022960701 Key: NOGDAR Sr. No: 255719 AMOUNT BELOW 34201 (3/5) अथवा ₹ 34,200 / VALUE RECEIVED



स्टेट बैंक ऑफ हैदराबाद
STATE BANK OF HYDERABAD
 अदाकारी शाखा / DRAWEE BRANCH: SBH - MANNAGAR, AHMEDABAD
 ड्राफ्ट को / CODE No. 20508


 AUTHORIZED SIGNATORY
K. VELURI
 BRANCH MANAGER

9
8
7
6
5
4
3
2
1

SBH
 वाणिज्य शाखा / COMMERCIAL BRANCH
 कृषि शाखा / AGRICULTURAL BRANCH

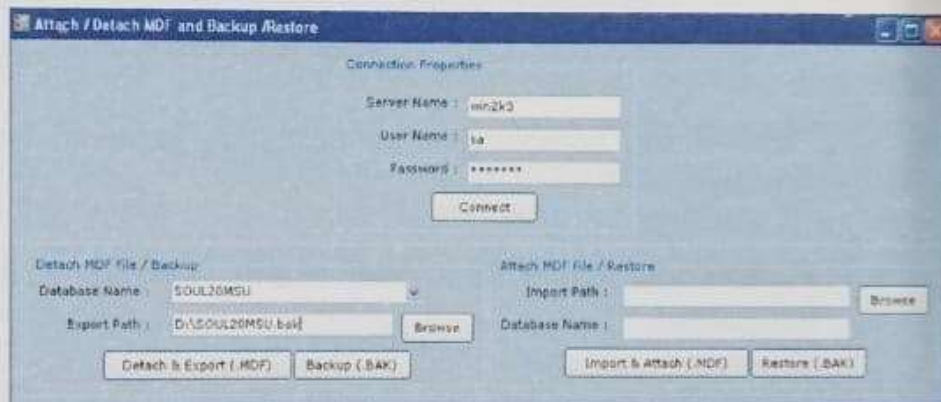
₹ 34,200/- एक अक्षर में त्रुटि की अनुमति नहीं है।
 AMOUNTS FOR PAID AND DEBIT ARE NOT VALID UNLESS SIGNED BY THE DRAWER.

960701 000004000: 600022* 16

B. Detach .MDF/ .LDF file and attach it to restore

This option needs to be exercised with utmost care, as it completely detaches database file from SQL server. This option is useful in following cases:

- ❖ If you are changing your server from one machine to another machine
- ❖ If you are upgrading from SOUL 1.x to SOUL 2.0 on same machine or another machine
- ❖ If you are re-installing the software.



To take backup/detach database file perform following steps:

- ❖ Give Server Name, Username and Password for SQL and press "Connect".
- ❖ After getting 'connection successful' message select the database name from the dropdown menu of which you want to take backup
- ❖ Select export path using "Browse" button. (It is advisable to give SQL Server data path in case of Detach MDF file)
- ❖ Press "Detach & Export (MDF)" or "Backup" (In case of Backup, it will ask for the new backup file name)

To restore/attach the database performs following steps:

- ❖ Select the .MDF file path or .BAK file path from the "Browse" button









Bus Depot, NH163, Akulavari Ghanpur, Telangana 506344, India

Akulavari Ghanpur
Telangana
India



30°C

86°F

2021-09-17(Fri) 11:44(AM)