




CERTIFICATE PRESENTATION



HOD 

Department of Telugu


Lecturer


PRINCIPAL
GOVT. DEGREE COLLEGE
KORATI A, DIST: JAGTIAL
Principal

GOVERNMENT DEGREE COLLEGE

KORATLA-505326, DIST: JAGTIAL

CERTIFICATE COURSE IN BOUQUET MAKING

(From 11--05-2022 to 28-05-2022)

2021-2022



Organised by

DEPARTMENT OF TELUGU

Bouquet Making

Introduction



Objectives:

This diploma course equips you with the skills and knowledge necessary to become a successful florist. We cover the basics of floristry and explain how to find and successfully apply for a job in the floristry industry. We explain how to run a flower shop, from purchasing essential equipment for arrangements to marketing your floristry skills on social media. We examine the anatomy of plants and flowers and explore different colour associations and usages. The course lays out the dangers and treatment of ethylene as we show you how to process, store and maintain plants.

. The course provides step-by-step instructions in creating specific types of floral arrangements, starting by identifying the role of vases and available flowers. We test your creative skills when we cover container and vase arrangements, hand-tied bouquets, boutonniere, basket gardens and fruit baskets. The course concludes with an in-depth study of the floral business, industry etiquette and flower arrangements specifically for weddings and funerals.

This Certificate course suits anyone who dreams of turning their passion for flowers and floristry into a career. We teach you everything you need to know to turn natural beauty into art and that art into a business

Syllabus

Your Introduction to Floristry - Learning Outcomes

- The Meaning of Floristry
The Ages of Floristry
- Modern Floristry
- Your Introduction to Floristry - Lesson Summary
- **Careers in Floristry - Learning Outcomes**
- Floristry as a Career
- Finding Floristry Vacancies
- Floristry Interviews
- Careers in Floristry - Lesson Summary
- **Services Provided by Florists - Learning Outcomes**
- The Business Models Available in Floristry
- Types of Services Provided by Florists
- Handling Customer Accounts
- Services Provided by Florists - Lesson Summary
- **Flower Design Basics and Styles You Need to Know - Learning Outcomes**
- Elements of Floral Design
- Principles of Floral Design
- Floral Design and Style
- **How to Make Floral Arrangements - Learning Outcomes**
- Making an Arrangement
- How to Find the Perfect Vase for a Floral Arrangement
- Equipment Needed
- Preparing Your Equipment
- How to Make Floral Arrangements - Lesson Summary

- **Wedding Flowers and Bouquets - Learning Outcomes**
- Wedding and Bridal Floristry: What it Needs
- Meeting With Clients
- Flowers for the Wedding
- How to Make a Wedding Bouquet
- Wedding Flowers and Bouquets - Lessons Summary

- **Funeral Flowers and Wreaths - Learning Outcomes**
- Funeral Flower Traditions and Etiquette
- Flower Meanings and Religious Sensibilities
- How to Make a Funeral Wreath
- Funeral Flowers and Wreaths - Lesson Summary

Course Assessment

This diploma course equips you with the skills and knowledge necessary to become a successful florist. We cover the basics of floristry and explain how to find and successfully apply for a job in the floristry industry. We explain how to run a flower shop, from purchasing essential equipment for arrangements to marketing your floristry skills on social media. We examine the anatomy of plants and flowers and explore different colour associations and usages. The course lays out the dangers and treatment of ethylene as we show you how to process, store and maintain plants.

We then study specific species of popular flowers, foliage, greens and fillers to use in flower arrangements. There are many floral design styles, both western and eastern, and we take you through the elements and principles of each, including the popular Japanese 'Ikebana' technique. The course provides step-by-step instructions in creating specific types of floral arrangements, starting by identifying the role of vases and available flowers. We test your creative skills when we cover container and vase arrangements, hand-tied bouquets, boutonniere, basket gardens and fruit baskets. The course concludes with an in-depth study of the floral business, industry etiquette and flower arrangements specifically for weddings and funerals.

This diploma course suits anyone who dreams of turning their passion for flowers and floristry into a career. We teach you everything you need to know to turn natural beauty into art and that art into a business.



Floral Arrangements

- Students approach the course period with the goal of acquiring the resources and skills for designing their projects. Classes are extremely informative and filled with hands-on experience. Students move at a steady pace from one design to the next.
- In each class, stems of fresh flowers including a variety of other tropicals, Local varieties of flower species are shipped in for the use of the student to design and cut. Each student takes his or her designs home at the end of each class. Students are encouraged to take pictures of their work for portfolio samples, as well as to document their progress.
- A trip to the Flower Market is also scheduled to give the students an insider understanding of how the wholesale flower market operates. Students learn what it takes to buy wholesale and where the flowers originate from. Flowers used in each class are shipped in from such locales Pricing, ordering wholesale and calculating retail and labor costs are covered.
- In our Course, we teach the flower lover how to design elegant or contemporary arrangements for entertaining. Amazing results come from understanding the principles and theories of design as well as the application of those to different flower varieties. Everyday application is seen throughout each class as well as special events such as weddings or parties. Personal flowers to wear such as corsages, boutonnieres and head wreaths are covered. Fast and beautiful tabletop and centerpiece designs are one of the most popular segments. Pro shortcuts, tips and secrets to designing as well as procedures for more complicated designing such as bridal and high-style designing. International design styles are discussed and presented as well.
- It's fun, focus, and flowers all in one! You will meet fellow students, develop a life-long skill, and educate yourself on the world of flower design while filling your life with beautiful creations of your own design.
- Assessment made on last day..Certificates issued for theParticipates

GOVERNMENT DEGREE COLLEGE, KORATLA**List of The Students For Telugu Certificate Course Bouquet Making****From 11--05-2022 to 28-05-2022**

S.No	Nominal Roll Number	Student's Name	Father's name	Date Of Birth	Gender	Course & Year
1	20077046129001	ALETI RAKESH	RAJAREDDY	05-01-2001	M	B.A E/M II Yr
2	20077046129004	B. VAISHNAVI	VENKU BABU	29-10-2001	F	B.A E/M II Yr
3	20077046129005	BHOORAM MADHAV	SHANKAR	05-08-2002	M	B.A E/M II Yr
4	20077046129006	BOJJA MOUNIKA	LAXMINARAYANA	10-08-1998	F	B.A E/M II Yr
5	20077046129007	DULAM SRAVAN	NARSAIAH	29-01-2001	M	B.A E/M II Yr
6	20077046129008	LOKINI RAKESH	DURGAIAH	28-12-2002	M	B.A E/M II Yr
7	20077046129009	MD ABDULSOHEL	ABDUL RAHEEM	30-04-2002	M	B.A E/M II Yr
8	20077046129010	MD.SALMANKHAN	MD BASHEER	10-04-1999	M	B.A E/M II Yr
9	20077046129011	MD SUMAYA	MD BASHEER	10-04-1997	F	B.A E/M II Yr
10	20077046129013	PATI SHARANYA	GANGARAM	10-07-2001	F	B.A E/M II Yr
11	20077046129015	SHAFIYA NAAZ	M A NAYEEM	20-12-2002	F	B.A E/M II Yr
12	20077046129501	B.GANGALAXMI	GANGADHAR	12-06-2002	F	B.A T/M II Yr
13	20077046129502	DAGGULA KARTHIK	ESHWAR	20-08-2002	M	B.A T/M II Yr
14	20077046129505	PENTA SUCHARITHA	PENTA NARSAIAH	21-08-2001	F	B.A T/M II Yr
15	20077046129506	T. PRANAY	RAJESH	29-09-2002	M	B.A T/M II Yr
16	20077046129507	T.PRANITH	RAJESH	29-09-2002	M	B.A T/M II Yr