

REPORT ON COVID-19 PANDEMIC INDIA

PROJECT WORK

DEPARTMENT OF STATISTICS

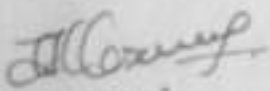
NTR GDC(W) - MAHABUB NAGAR


(2021-2022)

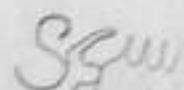
FOR THE AWARD OF THE UNDER GRADUATION IN
BSC (PHYSICAL SCIENCE) - MSCs (E/M)

By

S.No.	Name of the student	Hall Ticket no.
01	A Anusha	200 330 30 467 001
02	Azeeba Saniya	200 330 30 467 002
03	Bhagya Rekha	200 330 30 467 003
04	C. Vaishnavi;	200 330 30 467 004
05	C. Manisha	200 330 30 467 005


Dr. T. Vijaya Laxmi
Head of the Department


Under the Supervision of
K. Ramesh Reddy
Lect. in Statistics.

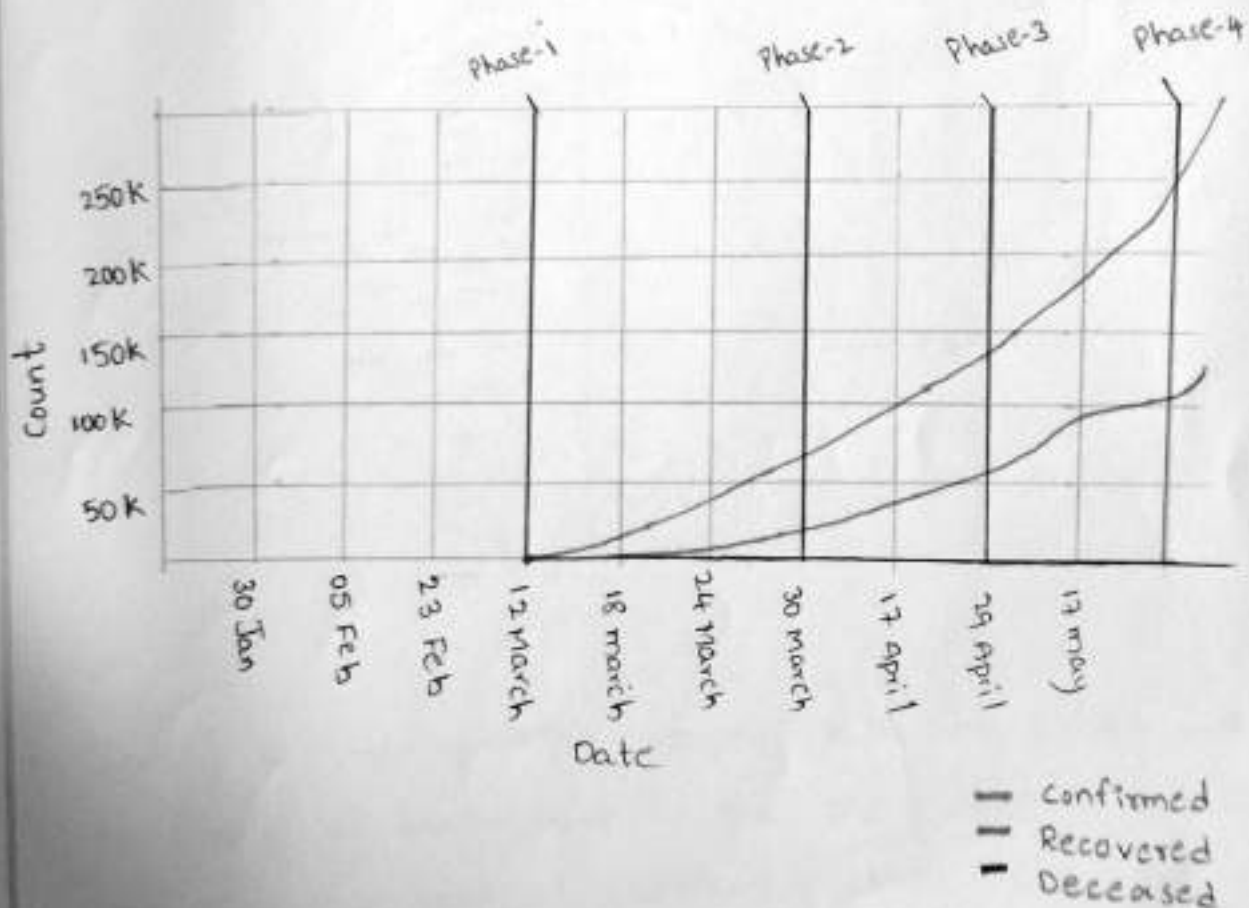

PRINCIPAL
S. Gangaiah
Principal (FAC)

ANALYSIS

Analysis (Implementation) :-

- India recorded its first Covid-19 case on 30th Jan 2020 in Kerala.
- The Infected person was a student who had travelled to China for academic purpose. And since then case in India is rising exponentially.

What is the current situation in India?



As shown above, India had recorded over 500 cases till 24th March. So govt declared nation-wide lockdown from 25th March to 14th April also known as lockdown 1.0 and after this

govt has been extending nation-wide lockdown step by step

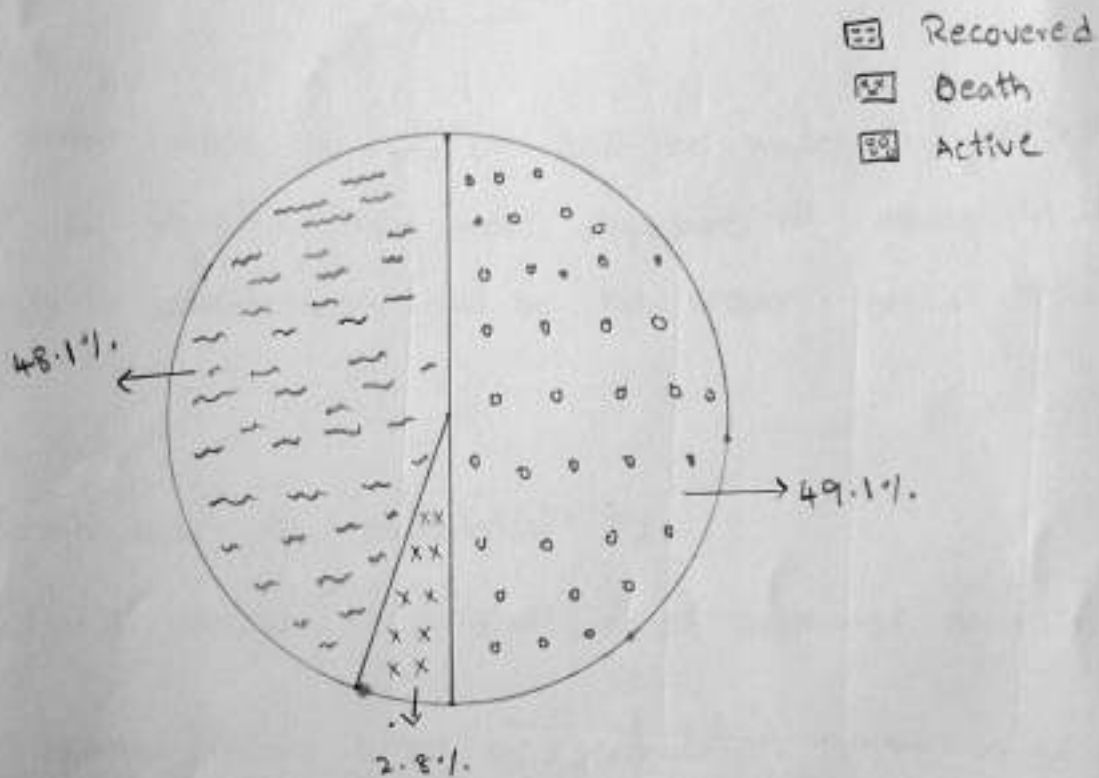
* Situation in India till 7th June 2020

Confirm cases : 257487

Recovered : 123848



Active : 126433

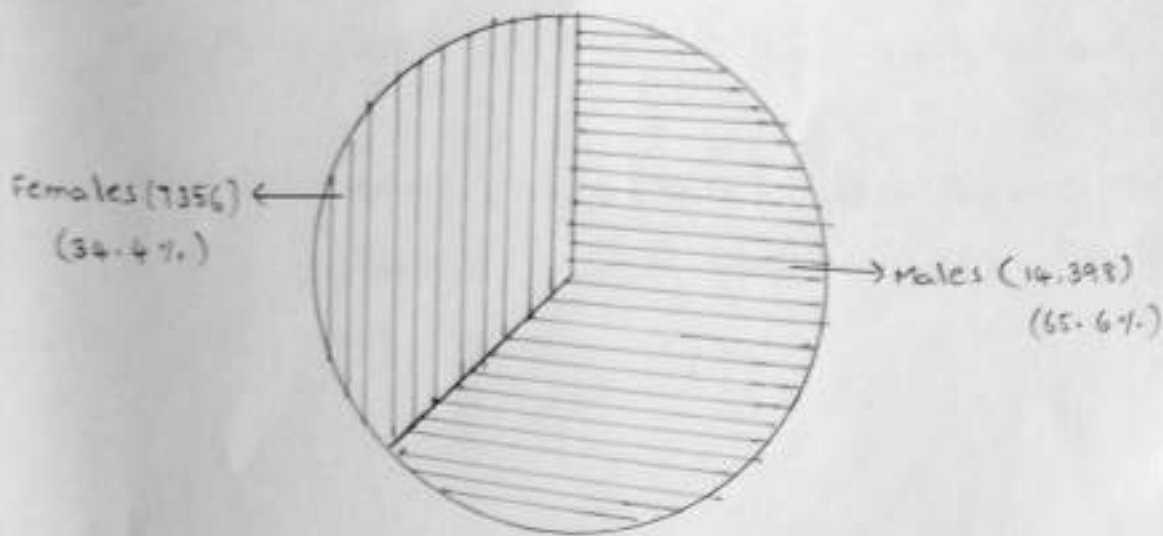
Deceased : 7206



* India is showing good recovery rate day by day with low rate of deaths but on the other hand it is also reaching new peak of confirmed cases every day.

* If we talk at the level of patients then as per sample size 21936 cases

 Males
 Females



- * As shown above, number of infected males is greater than that of females. The more exposure of males in Indian family to outside work could be the reason behind this.


Death Rate :-

- * Death rate is calculated by,

$$100 \times (\text{no. of deaths in a state} / \text{no. of confirmed cases in a state})$$

- * The number obtain after this calculation is the no. of deaths behind every 100 confirmed cases in that state.

Higher the number more than the area is to be focused



Recovery Rate is

* Recovery rate is calculated by

$$100 \times (\text{no. of recoveries in a state} / \text{no. of confirmed cases in a state})$$

* The number obtain after this calculation is the number of recovered patients behind every 100 confirmed cases in that state.

