

Government Degree College for Women, Karimnagar.
Entrepreneurship Development Cell Activities for the Academic Year
2021-2022

Awareness Program on Entrepreneurship Development by Smt. Shailaja Women Entrepreneur and founder of Roja industries, Karimnagar on 9th September 2021.




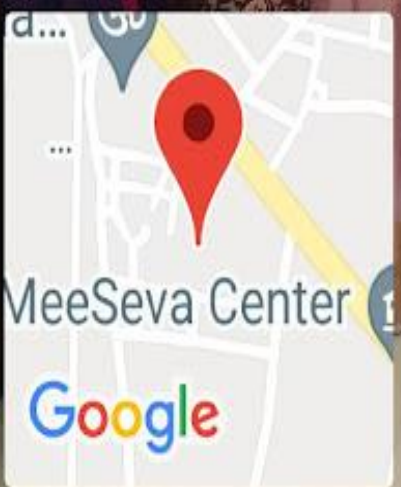
Field visit to Roja Industries , Thimmapur Karimnagar on 9/9/2021 as a part of Entrepreneurship Development Proqram.





Roja's
GROUP

 **GPS Map Camera**



Thimmapur, Telangana, India
SH1, LMD Colony, Thimmapur,
Telangana 505527, India
Lat N 18° 22' 10.848"
Long E 79° 9' 20.0232"
09/09/21 01:13 PM

World Creativity and Innovation Day April 21st 2022

World Creativity and Innovation Day is celebrated on **April 21** every year. The day aims to raise awareness about the importance of creativity and innovation in problem-solving and encourage creative multidisciplinary thinking at the individual and group levels. The World Creativity and Innovation Week is also observed from **April 15-21**.

Program on World Creativity and Innovation Day is organized under the chairmanship of Dr. T.Sree Lakshmi , Principal .

<https://www.hindudayashankar.com/education/world-innovation-day-celebrated-at-gdc-women-in-karimnagar/>

World Innovation day celebrated at GDC women in Karimnagar

April 21, 2022 hindudayashankar 0 Comments creativity, GDC women, innovation, Karimnagar, World Innovation Day

[K M Dayashankar](#)



[KARIMNAGAR: The Entrepreneurship Development Cell of government Degree College for women in Karimnagar town celebrated the World creativity and innovation day on Thursday by organising various programme such as making crafts by using waste material and participating in essay writing competitions.](#)

[The students participated in the competitions with enthusiasm and displayed their creative skills of making cellular phone stands by using waste paper. They also excelled in the essay writing](#)

competitions by expressing their views about the importance of innovations for the future generations.



Principal T Srilakshmi appreciated the creativity exhibited by the students and inspired everyone to implement their innovative ideas by using the waste material. EDC coordinator Dr T Lavanya said the innovations by the students would really help in formulating innovative solutions to various problems prevailing in the world. She said that the concept of best from the waste material would empower the students economically with their creative skills and assured to ignite the spirit of innovation among the students.

Essay writing competition winner M Akanksha was felicitated on the occasion by presenting with a memento. Vice principal Sampath Kumar Reddy, faculty members Ch Shoba Rani, M Shakunthala, G Sridhar Rao, Swapna, Anusha and others were also present.







**GOVERNMENT DEGREE COLLEGE FOR
WOMEN, KARIMNAGAR.**



ENTREPRENEURSHIP DEVELOPMENT CELL

&

DEPARTMENT OF COMMERCE

ORGANISED

**CERTIFICATE COURSE ON PRINTING & DYEING
WORK**

BY

BAPUJI YARN DYEING WORKS

From 6-04-2022

GOVT. DEGREE COLLEGE FOR WOMEN, KARIMNAGAR

ENTREPRENEURSHIP DEVELOPMENT CELL

Chairman: Dr. T. Sree Lakshmi, Principal GDC (W), Karimnagar

Coordinator: Dr.T.Lavanya, Asst Prof of Commerce

Members: Ch. Shobha Rani, Lecturer in English

M. Shakunthala , Asst Prof of Economics

ENTREPRENEURSHIP

An entrepreneur is a creator or a designer who design new ideas and business processes according to the market requirements and his/her own passion. Entrepreneurship is the art of starting a business, basically a startup company offering creative product, process or service. We can say that it is an activity full of creativity.

Entrepreneurship development is the process of improving the skills and knowledge of entrepreneurs through various training and classroom programs. Entrepreneurship development is concerned with the study of entrepreneurial behavior, the dynamics of business set-up, development and expansion of the enterprise.

EDP is a programme meant to develop entrepreneurial abilities among the people. In other words, it refers to inculcation, development, and polishing of entrepreneurial skills into a person needed to establish and successfully run his / her enterprise. Thus, the concept of

entrepreneurship development programme involves equipping a person with the required skills and knowledge needed for starting and running the enterprise.

The whole point of entrepreneurship development is to increase the number of entrepreneurs. This accelerates employment generation and economic development. Entrepreneurship is promoted to help lessen the unemployment problem, to overcome the problem of stagnation and to increase the competitiveness and growth of business and industries.



**GOVERNMENT DEGREE COLLEGE FOR WOMEN
KARIMNAGAR**

(Affiliated to Satavahana University)

NAAC ACCREDITED with 'B+' 3rd Cycle
An ISO 9001:2015 CERTIFIED INSTITUTION



**Entrepreneurship Development Cell &
Department of Commerce**

Organizing Certificate course

On

PRINTING & DYEING WORKS



Date: 06th April 2022

**Trained By: Bapuji Yarn
Dyeing works,
Karimnagar**



Co-ordinator

Dr. T. Lavanya

Dr. T. Sreelakshmi

Principal & Chairperson

Members: M.Shakunthala, Ch.Shoba Rani

YARN DYEING

Day 1:Physical and Chemical characteristics of fiber.

Day 2:Classifications of Textile Fibers according to their nature and origin.

Day 3:Chemicals constitutions/ Compositions of different Natural Fibers like: Cotton, Jute, Silk, Wool etc. their chemical structure, properties and uses.

Day 4:Alkali desizing process

In this method, size material is removed from the fabric through alkaline hydrolysis. It is stored for 8-10 hours in a solution of 0.4-0.6% sodium hydroxide at a temperature of about 60-70°C. Then wash the fabric with water to remove the size materials. However, care must be taken that the fabric does not dry out during desizing. It is a very cheap and widely used process.

Day 5:Bleach the cotton fabric with the bleaching powder or Sodium Hypo chlorite:

The scouring process of cotton removes waxes and other majority of impurities leaving behind the natural colouring matter. Bleaching can be done by oxidative or reductive bleaching agent. The bleaching process must ensure:

- A pure and permanent whiteness.
- Level dyeing properties (There should be no variation in bleaching).
- There should not be any loss in tensile strength due to degradation of cellulose.
- Eco-Friendly bleaching should be preferred.
- Bleaching may be carried out using enzymatic bleaching agents.
- The most popular and preferred bleaching agent is hydrogen peroxide.

Day 6:Dyeing:

Dyeing is the process of colouring fibers, yarns, or fabrics with either natural or synthetic dyes. Textiles are dyed using a wide range of dyestuffs, techniques, and equipment. Dyes used by the textile industry are largely synthetic, typically derived from coal tar and

petroleum-based intermediates. Dyes are sold as powders, granules, pastes, and liquid dispersions.

Day 7: Dyeing of cotton with Direct Dyes

The dyeing process involves 2 processes:

❖ Preparation of dye bath:

The dye is dissolved by pasting it with small amount of water and soda ash. Boiling water is the added to the paste with constant stirring. Stock solutions (concentrate solution as usually prepared and the required volume of this solution is taken for dyeing.

❖ Dyeing:

The dye bath is set with required volume of the stock solution of dye, 0.5 to 1% soda ash and water to make the desired M:L ratio. Then the processed material is entered in the dye bath at 40°C and dyeing is carried out for 15 to 20 minutes. The required amount of common salt is added in even number of installments at intervals of 10 to 15 minutes. The salt varies between 5 to 20% on weight of material for light to heavy shade. The temperature of dye bath is slowly raised to boil and is continued as this temperature for the period of 45 to 60 min and then it is cool for 15 to 20 minutes for better exhaustion. The goods are then removed from dye solution, squeezed and dried and after treatment in the solution of dye fixing agent after precise drying stage.

Day 8: Dyeing of cotton with Reactive dyes

Reactive dyes are widely used in dyeing cotton materials. It reacts with fiber in presence of alkali and adheres as a part of fiber. Here the dye contains a reactive group and this reactive group makes covalent bond with the fiber polymer and act as an integral part of fiber.

Day 9: Dyeing of cotton with Vat dyes

The vat dyes are naturally obtained coloring materials from the ancient time and kept into wooden vat and make soluble in vat by the process of fermentation- so it is called vat

dyes. They can't be used directly & requires vatting. They are insoluble in water but become soluble from by vatting process. The process of converting insoluble vat dye by strong reducing agent in called *vatting* process. This converted, water soluble pigment is called leuco form and they have substantivity for cotton.

Cotton Yarn is dyed either in hank form in open vats in from of packages. Both powder qualities as well as Finely Disperse qualities of anthranon Vat Dyes can be used. Vatting is not necessary for Finely Disperse S/D qualities applied by pigmentation technique.

Day 10:Dyeing of cotton with Naphtholcolours

These are two sets of chemicals which, upon reaction, produce a third chemical, essentially colorful in nature. The fabric is dyed with one and later with the other. The chemical reaction produces a third color. However, the biggest drawback of this process is that there are just a few chemicals available which produce colors upon reaction.

Day 11:Tie and dye of cotton with Direct dyes (Resist Print)

Also known as hot water dyes, direct dyes can be used with hot water and require no binding or exhausting agents. They are convenient but lack in color fastness and wash fastness. They are used on cotton, wool, silk and nylon. The colors of direct dyes are duller than those provided by reactive dyes. They can be found in powder form as well as in the form of a liquid concentrate. They do not require any form of 'fixing'.

Day 12:Printing on cotton fabrics by Naphtholcolours

These are two sets of chemicals which, upon reaction, produce a third chemical, essentially colorful in nature. The fabric is dyed with one and later printed with the other. The chemical reaction produces a third color. However, the biggest drawback of this process is that there are just a few chemicals available which produce colors upon reaction.

Day 13:Printing on cotton fabric with natural colours

Popular Colors

- Pink = Beets, Red onion, Strawberries

- Peach = Avocado skins, Avocado pits
- Yellow = Onion skins, Carrots, Turmeric
- Blue = Black beans, Blueberries, Elderberries
- Green = Grass, Spinach, Artichokes
- Purple = Red cabbage, Basil leaves, Huckleberries

While your fabric is simmering, make your dye. Black beans for blue, red cabbage for purple, beets for pink, avocado skins and pits for peachy pink, yellow onion skins for yellow-orange, ground turmeric for golden yellow, spinach for green. To make dye from black beans, soak them in lots of water overnight and then drain that black water is the dye. For the rest, roughly chop the food, pile it high in a stock pot, then fill with water, sprinkle in some **salt**, bring to a boil, and simmer for an hour.

Pour the food dye liquid into a large vessel—either a bucket or one of the stock pots you've been using—and dunk the fabric in it. There should be enough dye so that the fabric can swim around freely; if it's at all bunched up you'll get a tie-dye pattern (which can be cute!). Leave for at least an hour or overnight. Once you're happy with the color, rinse with cold water and dry.

Day14 & 15 :Practical sessions for 2 days





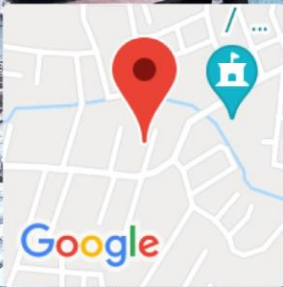












Bommakal, Telangana, India
C4MX+PJQ, Shivalayam Rd, Housing Borad
Colony, Bommakal, Telangana 505001, India
Lat 18.434963°
Long 79.149588°
27/04/22 11:36 AM

GPS Map Camera



**Government Degree College for Women.
Karimnagar**

Certificate Course on Printing and Dyeing Works

Attendance Sheet – 06th April 2022 to 30th April 2022

Sl.No	Name of the student / Dates	April 06	08	11	12	13	18	19	20	21	23	25	26	27	28	30
1	Sunke Deepika	1	1	2	3	4	5	6	7	8	9	10	11	12	13	14
2	Sepelli Soumya	1	2	2	2	3	3	4	5	6	7	8	9	10	11	12
3	Shenigarapu Supriya	1	2	3	4	5	6	7	8	9	10	11	12	12	12	13
4	Shilam Hema	1	1	2	2	2	3	4	5	6	7	8	9	10	11	12
5	Thota Sunitha	1	2	3	4	5	6	7	8	9	10	11	12	13	14	15
6	Mamidi Hymavathi	1	1	2	3	4	5	6	7	8	9	10	11	12	13	14
7	Mandala Komala	1	2	2	2	3	3	4	5	6	7	8	9	10	11	12
8	Mankali Deepika	1	2	3	4	5	6	7	8	9	10	11	12	12	12	13
9	Mary Mani	1	1	2	2	2	3	4	5	6	7	8	9	10	11	12
10	Mathangi Likhitha	1	2	3	4	5	6	7	8	9	10	11	12	12	12	13
11	Basavaraju Kavya	1	1	2	2	2	3	4	5	6	7	8	9	10	11	12
12	Batti Sankalpana	1	2	3	4	5	6	7	8	9	10	11	12	13	14	15
13	Beemanathi Mounika	1	1	2	3	4	5	6	7	8	9	10	11	12	13	14
14	Bhukya Aruna	1	2	2	2	3	3	4	5	6	7	8	9	10	11	12
15	Bingi keerthana	1	2	3	4	5	6	7	8	9	10	11	12	12	12	13
16	Guggila Bhavani	1	1	2	2	2	3	4	5	6	7	8	9	10	11	12
17	Jeedi Sonypriya	1	1	2	2	2	3	4	5	6	7	8	9	10	11	12
18	Kamatla Ramya	1	2	3	4	5	6	7	8	9	10	11	12	13	14	15
19	Kannam Akansha	1	1	2	3	4	5	6	7	8	9	10	11	12	13	14

20	Kothapalli Maheswari	1	2	2	2	3	3	4	5	6	7	8	9	10	11	12
21	Erra Manasa	1	2	3	4	5	6	7	8	9	10	11	12	12	12	13
22	Nampalli Mounika	1	1	2	2	2	3	4	5	6	7	8	9	10	11	12
23	Gaddam Ashwitha	1	2	3	4	5	6	7	8	9	10	11	12	13	14	15
24	Gajula Sandya	1	1	2	3	4	5	6	7	8	9	10	11	12	13	14
25	Gokala Sravani	1	2	2	2	3	3	4	5	6	7	8	9	10	11	12

26	Velichala Soundarya	1	2	3	4	5	6	7	8	9	10	11	12	13	14	15
27	Velpula Anusha	1	1	2	3	4	5	6	7	8	9	10	11	12	13	14
28	Gudise Shruthi	1	2	2	2	3	3	4	5	6	7	8	9	10	11	12
29	Gunja Bhavani	1	2	3	4	5	6	7	8	9	10	11	12	13	14	15
30	Jadi Maheswari	1	1	2	3	4	5	6	7	8	9	10	11	12	13	14
31	Goka Vaduki	1	2	2	2	3	3	4	5	6	7	8	9	10	11	12
32	Kama Ravali	1	2	3	4	5	6	7	8	9	10	11	12	12	12	13
33	Kata Ramya	1	1	2	2	2	3	4	5	6	7	8	9	10	11	12
34	Kata Shirisha	1	2	3	4	5	6	7	8	9	10	11	12	13	14	15
35	Kattekola Shyamala	1	1	2	3	4	5	6	7	8	9	10	11	12	13	14
36	Kompelli Swetha	1	2	3	4	5	6	7	8	9	10	11	12	13	14	15
37	Koyyada Rajitha	1	1	2	3	4	5	6	7	8	9	10	11	12	13	14
38	Boyeni Abhigna	1	2	2	2	3	3	4	5	6	7	8	9	10	11	12
39	Lingampelli Lohitha	1	2	3	4	5	6	7	8	9	10	11	12	12	12	13
40	Madishetti Pavani	1	1	2	2	2	3	4	5	6	7	8	9	10	11	12
41	Nadigottu Jyothi Laxmi	1	2	3	4	5	6	7	8	9	10	11	12	13	14	15
42	Nagunoori Gangothri	1	1	2	3	4	5	6	7	8	9	10	11	12	13	14
43	Nampalli Mounika	1	2	2	2	3	3	4	5	6	7	8	9	10	11	12

Examination on Certificate course

- _____ is the process of coloring fibers, yarns, or fabrics with either natural or synthetic dyes.
 - Rinsing
 - Dyeing**
 - Drying
 - Bleaching
- The dye is dissolved by pasting it with small amount of water and soda ash is called
 - Dye bath**
 - Solution
 - Both A & B
 - None of the above
- A pure and permanent whiteness will come with_____ process
 - Rinsing
 - Dyeing**
 - Drying
 - Bleaching
- The _____ process of cotton removes waxes and other majority of impurities leaving behind the natural colouring matter.
 - Drying
 - Bleaching
 - Scouring**
 - Rinsing
- The fabric is dyed with one and later with the other. The chemical reaction produces a third color. It is _____ coloring.
 - Reactive
 - Naphthol**
 - Tie
 - Vat
- Beets, Red onion, Strawberries will give _____ color.
 - Peach
 - Pink**
 - Yellow
 - Blue
- Onion skins, Carrots, Turmeric will give _____ color
 - Peach
 - Pink
 - Yellow**
 - Blue
- Red cabbage, Basil leaves, Huckleberries will give _____ color
 - Purple**
 - Pink
 - Yellow
 - Blue
- Thickness of the yarn is specified as
 - Thick

- b. Thin
 - c. **Count**
 - d. None of the above
10. The most popular and preferred bleaching agent is _____ .
- a. **Hydrogen Peroxide**
 - b. Oxygen
 - c. Calcium
 - d. Iron
11. The process of converting insoluble vat dye by strong reducing agent is called _____ process.
- a. **Vatting**
 - b. Dyeing
 - c. Drying
 - d. Bleaching
12. The property of the textile water for which it does not form foam easily without a lot of soap is known _____ of water.
- a. Softness
 - b. **Hardness**
 - c. Both A & B
 - d. None if the above
13. To remove the impurities of hard water by a process is known as water _____.
- a. **Softening**
 - b. Hardening
 - c. Both A & B
 - d. None if the above
14. Usually, the depth of the tone of color is known as _____ .
- a. Darkness
 - b. Image
 - c. Color
 - d. **Shade**
15. It is a method of patterning fabric by tying areas of fabric and then dyeing.
- a. Reactive
 - b. Naphthol
 - c. **Tie**
 - d. Vat

GOVT. DEGREE COLLEGE FOR WOMEN, KARIMNAGAR
ENTREPRENEURSHIP DEVELOPMENT CELL

Chairman: Dr. T. Sree Lakshmi, Principal GDC (W), Karimnagar

Coordinator: Dr.T. Lavanya, Asst Prof of Commerce

Members: Ch. Shobha Rani, Lecturer in English

M. Shakunthala , Asst Prof of Economics

ENTREPRENEURSHIP

An entrepreneur is a creator or a designer who design new ideas and business processes according to the market requirements and his/her own passion. Entrepreneurship is the art of starting a business, basically a startup company offering creative product, process or service. We can say that it is an activity full of creativity.

Entrepreneurship development is the process of improving the skills and knowledge of entrepreneurs through various training and classroom programs. Entrepreneurship development is concerned with the study of entrepreneurial behaviour, the dynamics of business set-up, development and expansion of the enterprise.

EDP is a programme meant to develop entrepreneurial abilities among the people. In other words, it refers to inculcation, development, and polishing of entrepreneurial skills into a person needed to establish and successfully run his / her enterprise. Thus, the concept of entrepreneurship development programme involves equipping a person with the required skills and knowledge needed for starting and running the enterprise.

The whole point of entrepreneurship development is to increase the number of entrepreneurs. This accelerates employment generation and economic development. Entrepreneurship is promoted to help lessen the unemployment problem, to overcome the problem of stagnation and to increase the competitiveness and growth of business and industries.

Develop and strengthen their entrepreneurial quality/motivation

The basic objectives of EDP are to:

1. Develop and strengthen entrepreneurial quality, i.e., motivation or need for achievement.
2. To analyse environmental set up relating to small industry and promoting it.
3. Removing unemployment
4. Enhancing industrial development
5. Developing industrially backward region.
6. Select project/product.
7. Formulate the project.
8. Understand the process and procedure involved in setting up small units.
9. Know the sources of help and support available for starting a small-scale industry.
10. Acquire necessary managerial skill required to run the industrial unit.





Date: 10-03-2021 Awareness program on Entrepreneurship Development Cell by Dr.T.Sree Lakshmi Principal, Dr.T.Lavanya EDC Coordinator, Ch.Shobha Rani & M. Shakunthala Members and students participated in the Programme.

GOVERNMENT DEGREE COLLEGE FOR
WOMEN KARIMNAGAR



ENTREPRENEURSHIP DEVELOPMENT CELL

&

DEPARTMENT OF COMMERCE

ORGANISED NATIONAL LEVEL WORKSHOP

ON

PRINTING & DYEING BY WOMEN ENTREPRENEUR

SMT. PPRATIMA CHANDRA SHEKHAR

HYDERABAD

From 31-03-2021



GOVERNMENT DEGREE COLLEGE FOR WOMEN
KARIMNAGAR, TELANGANA STATE
(Affiliated to Satavahana University)
NAAC ACCREDITED with 'B+' 3rd Cycle
An ISO 9001:2015 CERTIFIED INSTITUTION



Entrepreneurship Development Cell,
Department of Commerce & Economics

Organizing

National Level Workshop

On

Printing & Dyeing

Resource Person

Smt. M.Prathima Chandra Shekar Kumar
Women Entrepreneur Sasi Sri Printing & Dyeing
Manufacturer & Suppliers, Hyderabad.



Dr. T. Sreelakshmi
Principal & Chairman

Date: 31st March 2021

Time: 02:30 PM



Meeting ID: 793 0583 2809

Passcode: 1234



Dr.T.Lavanya
Convener & Coordinator
Entrepreneurship
Development Cell



M.Shakunthala
Convener
Incharge,
Dept. of Economics



Ch.Shobha Rani
Member
Entrepreneurship
Development Cell

Recording

Shakunthala Ma... Prathima ARRAM JYOTHI... Thota Reecha B.com ca Yathwar santhos... C Tejaswini

Participants (94)

Find a participant

- 0045
- Aparithra
- APSARA OSMANI
- APR
- Ashila B
- Anusha
- Archana Mary
- ARRAM JYOTHI LAXMI
- Arun
- B. Renuka Asst. Prof.
- Badavath althila
- Barla chandini
- Bhavyasri

Invite Unmute Me Reclaim Host

Chat

Recording

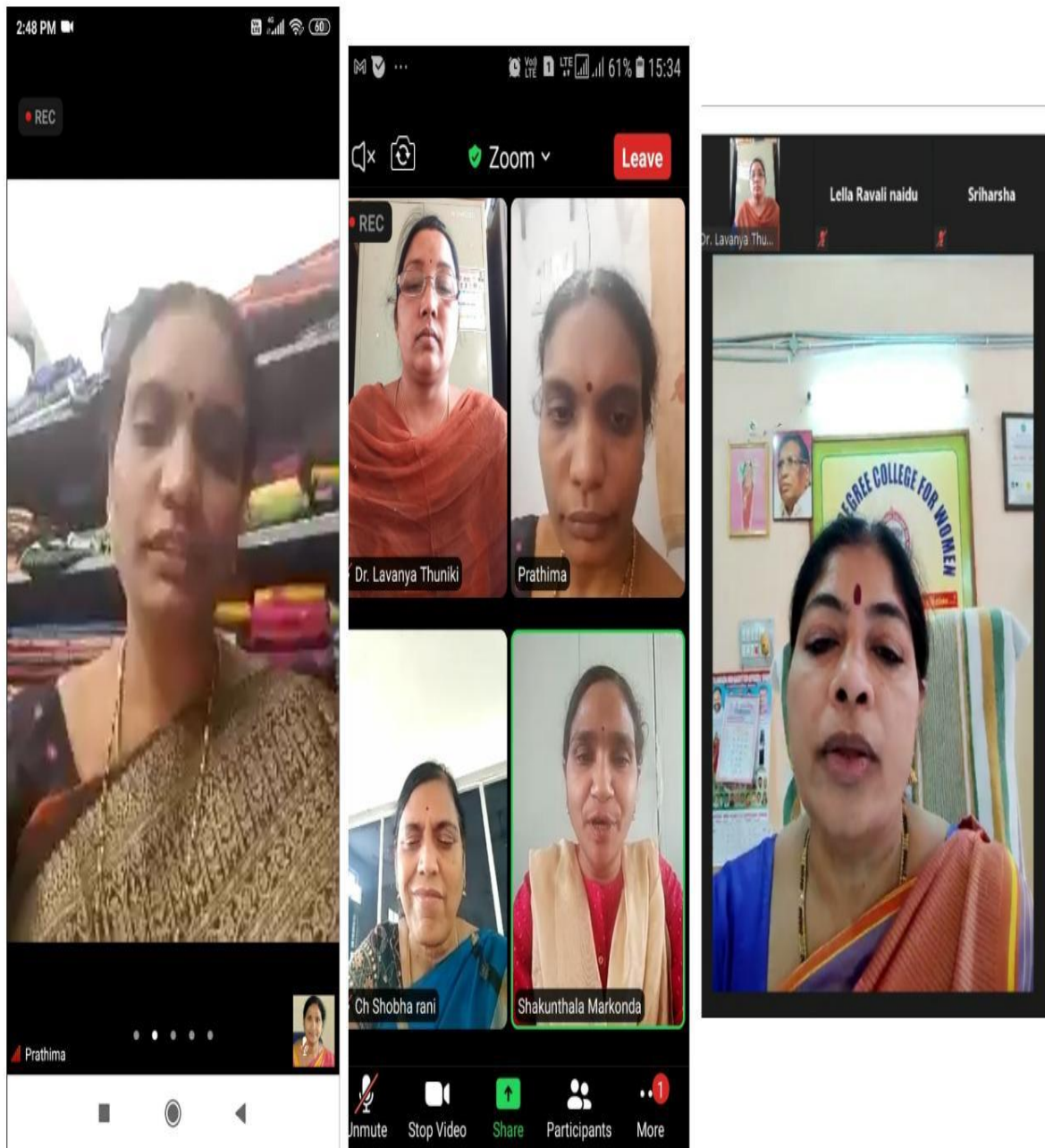
Lella Ravall naidu Sriharsha Prathima

Participants (95)

Find a participant

- Anusha
- Archana Mary
- ARRAM JYOTHI LAXMI
- Arshiya B.com(CA)
- Arun
- B. Renuka Asst. Prof.
- Badavath althila
- Bhavyasri
- Bommaraju Srividhya
- C Tejaswini
- Chandona
- Chendesh Rajasri
- Dane. Mamatha

Invite Unmute Me Reclaim Host



Karimnagar Women’s College webinar entuses students to launch start-ups

Karimnagar, March 31: “Women should focus on establishing start-ups and take up projects that create jobs instead of hunting for jobs,” enthused woman-entrepreneur M

Prathima Chandrashekhar Kumar of Sasi sri Printing and Dyeing, Hyderabad, while addressing women students at a webinar organized as part of a workshop on printing and dyeing at the Government Women's College in Karimnagar.

While explaining her business model, Prathima Chandrashekhar informed that though she held a postgraduate degree in mathematics, she forayed into the printing and dyeing business due to her interest and the ability to provide employment to others.

Encouraging the students to launch start-ups, Prathima Chandrashekhar maintained that as women they were best suited for business where eyes for planning and control on finances were essential for success. "Though women constitute more than 49% of the population in the country, women seldom enter the world of the business.

But the times have changed. It is time to come out of your shell as banks and other financial institutions are coming forward to extend assistance to help you launch your business which will boost the economic growth of the country," she stated.

College principal T Sreelakshmi also stressed on the importance of women foraying into business and urged the students to equip themselves with the necessary skills.

Entrepreneurship development cell (EDC) coordinator, T Lavanya; economics department in-charge M Shakunthala; vice principal Sampath Kumar Reddy and EDC member Shoba Rani among others participated in the webinar.

<https://aakerunews.com/karimnagar-womens-college-webinar-enthuses-students-to-launch-start-ups/>

