



Criterion 1

Metric No.1.4.1

Institution obtains feedback on the academic performance and ambience of the institution from various stakeholders, such as Students, Teachers, Employers, Alumni etc. and action taken report on the feedback is made available on institutional website

FEEDBACK MECHANISM

The College has an inbuilt process of obtaining feedback from various stakeholders such as Students, Alumni, Parents, Peer (Colleagues) evaluation and Principal assessment with respect to the Lecturers academic teaching learning process as well as about the physical facilities of the college. The feedback is obtained at the end of each academic year/semester to understand the perceptions of the various stakeholders towards the teaching learning process in the college.

The scores obtained are tabulated and the total scores as well as the average scores are also calculated for each parameters of the feedback obtained from all the stakeholders. These scores are considered as constructive indicators to take necessary and appropriate action for the betterment of the teaching learning process as well as the physical facilities of the college. The proformas for obtaining the feedback from various stakeholders are shown as follows:




Principal
Govt. Degree College
THORRUR, Dt. Mahabubabad

**GOVT. DEGREE COLLEGE,
THORRURR – MAHABUBABAD
FORMAT
STUDENTS FEED BACK ON COURSE**

Name of the Student : _____

Department : _____

Year: _____

Please rate the Courses on the following attributes using the 6 point scale shown.

Very good	Good	Above Average	Average	Poor	Very Poor
6	5	4	3	2	1


Name of the Teacher : _____

Attributes:

1. Communication Skills (in terms of articulation and comprehensibility) : _____
2. Interest generated by the Teacher : _____
3. Ability to integrate course material with Enrollment/other issues to provide Broader perspective : _____
4. Ability to integrate across the course / draw upon other course : _____
5. Accessibility of the Teacher in and out of the class : _____
6. Ability to design Quizzes/Examinations/ Assignments / projects to test standing of course : _____
7. Provision of sufficient timely feed back : _____
8. Knowledge base of the Teacher : _____
9. Sincerity / Commitment of the Teacher : _____
10. Overall Rating : _____




Principal
 Govt. Degree College
 THORRUR, Dt. Mahabubabad

 Scanned with OKEN Scanner

GOVERNMENT DEGREE COLLEGE, THORRUR

DIST. MAHABUBABAD, TELANGANA STATE

FEED BACK FROM ALUMNI

Academic Year:

Name of the Student:

Course:

(Put tick mark in appropriate response)


S. No.	Parameter	Response				
		Poor (2)	Average (4)	Good (6)	Very Good (8)	Excellent (10)
1	College Building & Infrastructure					
2	Library					
3	Academic Facilities					
4	Quality of Teaching					
5	Skills enhancement Training					
6	Sports & Games material					
7	Support from Administrative Staff					
8	Overall experience					

Any other suggestions:

Signature
(Optional)




Principal
Govt. Degree College
THORRUR, Dt. Mahabubabad

 Scanned with OKEN Scanner

 Scanned with OKEN Scanner

GOVERNMENT DEGREE COLLEGE, THORRUR

DIST. MAHABUBABAD, TELANGANA STATE

FEED BACK FROM PARENTS

Academic Year:

Name of the Parent (Optional):

Name of the Ward (Optional):

Course:

Period of study:

(Put tick mark in appropriate response)

S. No.	Parameter	Response				
		Poor (2)	Average (4)	Good (6)	Very Good (8)	Excellent (10)
1	Ambience of the college with respect to the facilities given to your wards.					
2	College environment for the overall development of your ward					
3	Enough exposure to your ward as far as career orientation is concerned					
4	Faculty Available in the Subjects for effective teaching					
5	Availability and access of authorities regarding any queries					
6	Communication at the college end regarding the regular performance of your ward					
7	Your overall experience on college					

Any other suggestions:

Signature
(Optional)



[Handwritten Signature]
Principal
Govt. Degree College
THORRUR, DI. Mahabubabad

Scanned with OKEN Scanner

Scanned with OKEN Scanner



GOVERNMENT DEGREE COLLEGE THORRUR
MAHABUBABAD DISTRICT 506163 TELANGANA STATE
jc.gdc.thorrlur@gmail.com; Mob. 8008307999
website: <https://gdcts.cgg.gov.in/thorrur.edu>

Peer Evolution Form

ASSESSMENT OF THE TEACHER BY THE OTHER TEACHER

Confidential – to filled the teachers

- The assessment is to be made based a five - point rating scale and the scale is 1. Poor, 2. Average, 3. Good , 4. vary Good, 5. excellent.
- The Teacher as to make his/here assessments confidentially on performance of the nominated teacher in this form.

S. No	Description of the Item	Maximum Marks	Marks obtained
1	Communicates and relates well with other other staff members through effectiveness with respect in establishing team work	5	
2	Shares responsibilities and did not try to take charge inappropriately	5	
3	Dependable in terms of attendance and punctuality in completing assigned task.	5	
4	Participates in, and contributes to, all programmes conducted in the institution.	5	
5	Attends all the meeting conducted in the institution and participates actively and gives valuable inputs	5	
6	Relates well with the students and guide and counsel them whenever needed	5	
7	Demonstrates a cooperative and supportive attitude	5	
8	Shares knowledge with Co-teachers	5	
9	Shows leadership qualities	5	
10	I would choose this person, over all others, to be in the same group with me in the future.	5	
	Total	50	




Principal

Govt. Degree College
THORRUR, Dt. Mahabubabad





Criteria I

Metric 1.4.1

STAKEHOLDER FEEDBACK REPORT

Analysis of the Feedback Scores of Students, Alumni and Parents

STUDENTS FEEDBACK ON TEACHERS

In order to know the students' feedback on Teachers, the college has a standard practice of collecting feedback from students at the end of every academic year. A pre designed feedback sheet is given to the students consisting of 10 questions on various parameters relating to the Teachers. The students are required to give the ranking ranging from I to V. The ranks are assigned as below:

S.No	Rank	Score (Weight)
01	I – Poor	0 to 2
02	II - Average	2 to 4
03	III - Good	4 to 6
04	IV – Very Good	6 to 8
05	V - Excellent	8 to 10

The responses collected are tabulated and total scores and the average scores for each parameter are calculated, analyzed and appropriate action is taken for the betterment of the facilities in the college.




Principal
Govt. Degree College
THORRUR, Dt. Mahabubabad

ALUMNI FEEDBACK

In order to ascertain the feedback from the Alumni a pre designed format consisting of 08 parameters is given to the students who have completed their Under Graduation course in the institution for every year. It is taken care that the students are selected from all the courses. The students are required to give the ranking ranging from I to V. The ranks are assigned as below:

S.No	Rank	Score (Weight)
01	I – Poor	0 to 2
02	II - Average	2 to 4
03	III - Good	4 to 6
04	IV – Very Good	6 to 8
05	V - Excellent	8 to 10

The responses collected are tabulated and total scores and the average scores for each parameter are calculated, analyzed and appropriate action is taken for the betterment of the facilities in the college.

PARENTS FEEDBACK

In order to ascertain the feedback from the parents a pre designed format consisting of 07 parameters is given to parents for every academic year. It is carefully observed that the parents of the students of different courses are included in the sample. The parents are required to give the ranking ranging from I to V. The ranks are assigned as below:

S.No	Rank	Score (Weight)
01	I – Poor	0 to 2
02	II - Average	2 to 4
03	III - Good	4 to 6
04	IV – Very Good	6 to 8
05	V - Excellent	8 to 10

The responses collected are tabulated and the summary of those responses along with the total scores and average scores are shown in the table below:




Principal
Govt. Degree College
THORRUR, Dt. Mahabubabad


ACADEMIC YEAR 2021-22

SCORES OF THE STUDENTS FEEDBACK ON LECTURERS

(Number of Students 10 for each lecturer)

S.No	Name of the Lecturer	Subject	Total Score	Average Score	Remarks
01	Y. Ramesh	English	553	9.20	Excellent
02	Dr. B. Laxman Naik	Telugu	533	8.90	Excellent
03	K. Rajitha	Mathematics	540	9.00	Excellent
04	T. Venkanna	Physics	540	9.00	Excellent
05	B. Reddy	Chemistry	552	9.20	Excellent
06	D. Suneeta	Botany	597	9.95	Excellent
07	Dr. P. Rohini	Zoology	577	9.60	Excellent
08	T. Sarada	Zoology	557	9.20	Excellent
09	M. Krishnaveni	History	568	9.50	Excellent
10	Dr. A. Venkata Ramana	Economics	510	8.50	Excellent
11	S. Radhika	Commerce	545	9.10	Excellent
12	B. Nagesh babu	Dairy Science	552	9.20	Excellent
13	G. Viajy	Computer	953	9.00	Excellent
14	Dr. B. Santoshkumar	Political science	550	9.20	Excellent
15	Dr. P. Rohini	Sericulture	543	9.50	Excellent

An analysis of the total scores and the average scores for all the lecturers clearly indicates that the average score 9.20 for all the lecturers which is an encouraging sign.




Principal
Govt. Degree College
THORRUR, Dt. Mahabubabad

ACADEMIC YEAR 2021-22

SCORES OF THE ALUMNI FEEDBACK

(Number of respondents 10)

In order to ascertain the feedback from the Alumni a pre designed format consisting of 08 parameters is given to 10 outgoing students for the academic year 2021-22. The responses collected are tabulated and the summary of those responses along with the total scores and average scores are shown in the table below:

S. No	Parameters	Number of Responses					Total Responses	Total Score	Avg. Score
		Poor (2)	Average (4)	Good (6)	Very Good (8)	Excellent (10)			
01	College Building & Infrastructure	00	00	00	01	09	10	98	9.80
02	Library	00	00	02	01	07	10	90	9.00
03	Academic Facilities	00	00	00	03	07	10	94	9.40
04	Quality of Teaching	00	00	00	01	09	10	98	9.80
05	Skills enhancement Training	00	00	00	03	07	10	94	9.40
06	Sports & Games material	00	00	01	02	07	10	92	9.20
07	Support from Administrative Staff	00	00	00	02	08	10	96	9.60
08	Overall experience	00	00	00	03	07	10	94	9.40
	Total	00	00	03	16	61	80	756	9.50

An analysis of the total scores and the average scores of all the parameters shows that the average score for all the parameters is more than 9.00. This indicates that almost all the alumni have rated all the parameters of the college are excellent. The overall average score for all the parameters is 9.50 which is a very encouraging.




Principal
Govt. Degree College
THORRUR, Dt. Mahabubabad

ACADEMIC YEAR 2021-22

SCORES OF THE PARENTS FEEDBACK

(Number of respondents 10)

In order to ascertain the feedback from the parents a pre designed format consisting of 07 parameters is given to 10 parents for the academic year 2021-22. It is carefully observed that the parents of the students of different courses are included in the sample. The responses collected are tabulated and the summary of those responses along with the total scores and average scores are shown in the table below:

S. No	Parameters	Number of Responses					Total Responses	Total Score	Avg. Score
		Poor (2)	Average (4)	Good (6)	Very Good (8)	Excellent (10)			
01	Ambience of the college with respect to the facilities Given to your wards.	00	00	06	01	03	10	74	7.40
02	College environment for the overall development of your ward.	00	00	00	01	09	10	98	9.80
03	Enough exposure to your ward as far as career orientation is concerned.	00	00	03	03	04	10	82	8.20
04	Faculty Available in the Subjects for effective teaching.	00	00	01	06	03	10	84	8.40
05	Availability and access of authorities regarding any Queries.	00	00	01	04	05	10	88	8.80
06	Communication at the college end regarding the regular performance of your ward.	00	00	01	04	05	10	88	8.80
07	Your overall experience on college	00	00	00	03	07	10	94	9.40
Total		00	00	12	22	36	70	608	8.70

An analysis of the total scores and the average scores of all the parameters shows that the average score for almost all the parameters is more than 8.00. This indicates that almost all the parents have rated all the parameters of the college are excellent. The overall average score for all the parameters is 8.70 which is a very encouraging




Principal
Govt. Degree College
THORRUR, Dt. Mahabubabad



ACADEMIC YEAR 2020-21

SCORES OF THE STUDENTS FEEDBACK ON LECTURERS

(Number of Students 10 for each lecturer)

S.No	Name of the Lecturer	Subject	Total Score	Average Score	Remarks
01	Y. Ramesh	English	539	8.90	Excellent
02	Dr. B. Laxman Naik	Telugu	520	8.70	Excellent
03	K. Rajitha	Mathematics	588	8.20	Excellent
04	T. Venkanna	Physics	582	9.70	Excellent
05	B. Reddy	Chemistry	551	9.20	Excellent
06	D. Suneeta	Botany	582	9.20	Excellent
07	Dr. P. Rohini	Zoology	574	9.50	Excellent
08	Dr. B. Hathiram	History	570	9.50	Excellent
09	Dr. A. Venkata Ramana	Economics	549	9.20	Excellent
10	S. Radhika	Commerce	581	9.70	Excellent
11	B. Santoshkumar	Political Science	559	9.30	Excellent
12	B. Nagesh babu	Dairy Science	545	9.10	Excellent
13	V. Someshwar	Computer	546	9.10	Excellent

An analysis of the total scores and the average scores for all the lecturers clearly indicates that the average score for all the lecturers is 9.17 which is an encouraging sign.




Principal
Govt. Degree College
THORRUR, Dt. Mahabubabad

ACADEMIC YEAR 2020-21

SCORES OF THE ALUMNI FEEDBACK

(Number of respondents 10)

In order to ascertain the feedback from the Alumni a pre designed format consisting of 08 parameters is given to 10 outgoing students for the academic year 2020-21. The responses collected are tabulated and the summary of those responses along with the total scores and average scores are shown in the table below:

S. No	Parameters	Number of Responses					Total Responses	Total Score	Avg. Score
		Poor (2)	Average (4)	Good (6)	Very Good (8)	Excellent (10)			
01	College Building & Infrastructure	00	00	01	05	04	10	86	8.60
02	Library	00	00	02	06	02	10	80	8.00
03	Academic Facilities	00	00	01	05	04	10	86	8.60
04	Quality of Teaching	00	00	00	01	09	10	98	9.80
05	Skills enhancement Training	00	00	02	02	06	10	88	8.80
06	Sports & Games material	00	00	02	04	04	10	84	8.40
07	Support from Administrative Staff	00	00	01	03	06	10	90	9.00
08	Overall experience	00	00	01	03	06	10	90	9.00
	Total	00	00	10	29	41	80	702	8.80

An analysis of the total scores and the average scores of all the parameters shows that the average score for all the parameters is 8.80. This indicates that almost all the alumni have rated all the parameters of the college are excellent. The overall average score for all the parameters is 8.80 which is a very encouraging.




Principal
Govt. Degree College
THORRUR, Dt. Mahabubabad

ACADEMIC YEAR 2020-21

SCORES OF THE PARENTS FEEDBACK (Number of respondents 10)

In order to ascertain the feedback from the parents a pre designed format consisting of 07 parameters is given to 10 parents for the academic year 2020-21. It is carefully observed that the parents of the students of different courses are included in the sample. The responses collected are tabulated and the summary of those responses along with the total scores and average scores are shown in the table below:

S. No	Parameters	Number of Responses					Total Responses	Total Score	Avg. Score
		Poor (2)	Average (4)	Good (6)	Very Good (8)	Excellent (10)			
01	Ambience of the college with respect to the facilities Given to your wards.	00	00	01	01	08	10	94	9.40
02	College environment for the overall development of your ward.	00	00	01	01	08	10	94	9.40
03	Enough exposure to your ward as far as career orientation is concerned.	00	00	00	01	09	10	98	9.80
04	Faculty Available in the Subjects for effective teaching.	00	00	00	02	08	10	96	9.60
05	Availability and access of authorities regarding any Queries.	00	00	00	00	10	10	100	10.00
06	Communication at the college end regarding the regular performance of your ward.	00	00	00	02	08	10	96	9.60
07	Your overall experience on college	00	00	00	02	08	10	96	9.60
Total		00	00	02	09	59	70	674	9.60

An analysis of the total scores and the average scores of all the parameters shows that the average score for all the parameters is more than 9.00. This indicates that almost all the parents have rated all the parameters of the college are excellent. The overall average score for all the parameters is 9.60 which is a very encouraging.



P.S.
Principal
Govt. Degree College
THORRUR, Dt. Mahabubabad



ACADEMIC YEAR 2019-20

SCORES OF THE STUDENTS FEEDBACK ON LECTURERS

(Number of Students 10 for each lecturer)

S.No	Name of the Lecturer	Subject	Total Score	Average Score	Remarks
01	Y. Ramesh	English	546	9.10	Excellent
02	Dr. B. Laxman Naik	Telugu	499	8.30	Excellent
03	K. Rajitha	Mathematics	414	8.60	Excellent
04	T. Venkanna	Physics	465	9.70	Excellent
05	B. Reddy	Chemistry	523	8.70	Excellent
06	D. Suneeta	Botany	590	9.90	Excellent
07	Dr. P. Rohini	Zoology	571	9.50	Excellent
08	Dr. B. Hathiram	History	575	9.60	Excellent
09	Dr. A. Venkata Ramana	Economics	528	8.80	Excellent
10	B. Santosh kumar	Political Science	544	9.10	Excellent
11	S. Radhika	Commerce	574	9.60	Excellent
12	V. Someshwar	Computer	554	9.20	Excellent

An analysis of the total scores and the average scores for all the lecturers clearly indicates that the average score for all the lecturers is more than 9.1 which is satisfactory.




Principal
Govt. Degree College
THORRUR, Dt. Mahabubabad

ACADEMIC YEAR 2019-20

SCORES OF THE ALUMNI FEEDBACK

(Number of respondents 10)

In order to ascertain the feedback from the Alumni a pre designed format consisting of 08 parameters is given to 10 outgoing students for the academic year 2019-20. The responses collected are tabulated and the summary of those responses along with the total scores and average scores are shown in the table below:

S. No	Parameters	Number of Responses					Total Responses	Total Score	Avg. Score
		Poor (2)	Average (4)	Good (6)	Very Good (8)	Excellent (10)			
01	College Building & Infrastructure	00	00	01	02	07	10	92	9.20
02	Library	00	00	00	04	06	10	92	9.20
03	Academic Facilities	00	00	02	02	06	10	88	8.80
04	Quality of Teaching	00	00	00	00	10	10	100	10.00
05	Skills enhancement Training	00	00	02	01	07	10	90	9.00
06	Sports & Games material	00	01	02	01	06	10	84	8.40
07	Support from Administrative Staff	00	00	00	02	08	10	96	9.60
08	Overall experience	00	00	00	04	06	10	92	9.20
	Total	00	01	07	16	56	80	734	9.10

An analysis of the total scores and the average scores of all the parameters clearly indicates that the average score for all the parameters is more than 8.00 which indicates that almost all the alumni have rated all the parameters of the college are excellent. The overall average score for all the parameters is 9.10 which is a very healthy sign.




Principal
Govt. Degree College
THORRUR, Dt. Mahabubabad

ACADEMIC YEAR 2019-20

SCORES OF THE PARENTS FEEDBACK

(Number of respondents 10)

In order to ascertain the feedback from the parents a pre designed format consisting of 07 parameters is given to 10 parents for the academic year 2019-20. It is carefully observed that the parents of the students of different courses are included in the sample. The responses collected are tabulated and the summary of those responses along with the total scores and average scores are shown in the table below:

S. No	Parameters	Number of Responses					Total Responses	Total Score	Avg. Score
		Poor (2)	Average (4)	Good (6)	Very Good (8)	Excellent (10)			
01	Ambience of the college with respect to the facilities given to your wards.	00	00	02	00	08	10	92	9.20
02	College environment for the overall development of your ward.	00	00	02	01	07	10	90	9.00
03	Enough exposure to your ward as far as career orientation is concerned.	00	00	02	01	07	10	90	9.00
04	Faculty Available in the Subjects for effective teaching.	00	00	01	00	09	10	96	9.60
05	Availability and access of authorities regarding any queries.	00	00	01	02	07	10	92	9.20
06	Communication at the college end regarding the regular performance of your ward.	00	00	03	01	06	10	86	8.60
07	Your overall experience on college	00	00	02	00	08	10	92	9.20
	Total	00	00	13	05	52	70	638	9.10

An analysis of the total scores and the average scores of all the parameters shows that the average score for all the parameters is more than 8.50. This indicates that almost all the parents have rated all the parameters of the college are excellent. The overall average score for all the parameters is 9.10 which is a very encouraging.




Principal
Govt. Degree College
THORRUR, Dt. Mahabubabad

ACADEMIC YEAR 2018-19

SCORES OF THE STUDENTS FEEDBACK ON LECTURERS (Number of Students 10 for each lecturer)

S.No	Name of the Lecturer	Subject	Total Score	Average Score	Remarks
01	Y. Ramesh	English	551	9.10	Excellent
02	Dr. B. Laxman Naik	Telugu	553	9.20	Excellent
03	Rajani	Chemistry	526	8.80	Excellent
04	D. Suneeta	Botany	529	8.80	Excellent
05	Dr. P. Rohini	Zoology	557	9.20	Excellent
06	Dr. B. Hathiram	History	550	9.20	Excellent
07	Dr. A. Venkata Ramana	Economics	509	8.80	Excellent
08	B. Santoshkumar	Political Science	540	9.00	Excellent
09	S. Radhika	Commerce	567	9.50	Excellent
10	V. Someshwar	Computer	555	9.20	Excellent

An analysis of the total scores and the average scores for all the lecturers clearly indicates that the average score for all the lecturers is more than 9.08 which is a encouraging sign.




Principal
Govt. Degree College
THORRUR, Dt. Mahabubabad

ACADEMIC YEAR 2018-19

SCORES OF THE ALUMNI FEEDBACK

(Number of respondents 10)

In order to ascertain the feedback from the Alumni a pre designed format consisting of 08 parameters is given to 10 outgoing students for the academic year 2018-19. The responses collected are tabulated and the summary of those responses along with the total scores and average scores are shown in the table below:

S. No	Parameters	Number of Responses					Total Responses	Total Score	Avg. Score
		Poor (2)	Average (4)	Good (6)	Very Good (8)	Excellent (10)			
01	College Building & Infrastructure	00	00	00	02	08	10	96	9.60
02	Library	00	00	01	08	01	10	80	8.00
03	Academic Facilities	00	00	00	04	06	10	92	9.2
04	Quality of Teaching	00	00	00	04	06	10	92	9.2
05	Skills enhancement Training	00	00	02	02	06	10	88	8.8
06	Sports & Games material	00	00	03	02	05	10	84	8.4
07	Support from Administrative Staff	00	00	01	01	08	10	94	9.4
08	Overall experience	00	00	00	01	09	10	98	9.8
	Total	00	00	07	24	49	10	724	9.10

An analysis of the total scores and the average scores of all the parameters clearly indicates that the average score for all the parameters is more than 8.00 which indicates that almost all the alumni have rated all the parameters of the college are excellent. The overall average score for all the parameters is 9.10 which is a very healthy sign.




Principal
Govt. Degree College
THORRUR, Dt. Mahabubabad

ACADEMIC YEAR 2018-19

SCORES OF THE PARENTS FEEDBACK

(Number of respondents 10)

In order to ascertain the feedback from the parents a pre designed format consisting of 07 parameters is given to 10 parents for the academic year 2018-19. It is carefully observed that the parents of the students of different courses are included in the sample. The responses collected are tabulated and the summary of those responses along with the total scores and average scores are shown in the table below:

S. No	Parameters	Number of Responses					Total Responses	Total Score	Avg. Score
		Poor (2)	Average (4)	Good (6)	Very Good (8)	Excellent (10)			
01	Ambience of the college with respect to the facilities given to your wards.	00	00	00	00	10	10	100	10.00
02	College environment for the overall development of your ward.	00	00	02	00	08	10	92	9.20
03	Enough exposure to your ward as far as career orientation is concerned.	00	00	01	01	08	10	94	9.40
04	Faculty Available in the Subjects for effective teaching.	00	00	02	00	08	10	92	9.20
05	Availability and access of authorities regarding any queries.	00	00	01	01	08	10	94	9.40
06	Communication at the college end regarding the regular performance of your ward.	00	00	01	01	08	10	94	9.40
07	Your overall experience on college	00	00	02	00	08	10	92	9.20
	Total	00	00	09	03	58	70	658	9.40

An analysis of the total scores and the average scores of all the parameters shows that the average score for all the parameters is more than 9.00 This indicates that almost all the parents have rated all the parameters of the college are excellent. The overall average score for all the parameters is 9.40 which is a very encouraging.




Principal
Govt. Degree College
THORRUR, Dt. Mahabubabad

ACADEMIC YEAR 2017-18

SCORES OF THE STUDENTS FEEDBACK ON LECTURERS

(Number of Students 10 for each lecturer)

S.No	Name of the Lecturer	Subject	Total Score	Average Score	Remarks
01	N. Ch. Srikanth	English	523	8.70	Excellent
02	Dr. P. Sailu	Telugu	560	9.30	Excellent
03	V. Aravind	Chemistry	526	8.80	Excellent
04	G. Surender Reddy	Botany	441	7.40	Excellent
05	M. Venkateshwara Rao	Zoology	539	8.90	Excellent
06	K. Ramreddy	History	537	9.00	Excellent
07	Dr. G. Shyamu	Economics	526	8.80	Excellent
08	G. Vijaya	Political Science	538	9.00	Excellent
09	K. Rajitha	Commerce	578	9.60	Excellent

An analysis of the total scores and the average scores for all the lecturers clearly indicates that the average score for all the lecturers is more than 8.80 which is found to be excellent.




Principal
Govt. Degree College
THORRUR, Dt. Mahabubabad

ACADEMIC YEAR 2017-18

SCORES OF THE ALUMNI FEEDBACK

(Number of respondents 10)

In order to ascertain the feedback from the Alumni a pre designed format consisting of 08 parameters is given to 10 outgoing students for the academic year 2017-18. The responses collected are tabulated and the summary of those responses along with the total scores and average scores are shown in the table below:

S. No	Parameters	Number of Responses					Total Responses	Total Score	Avg. Score
		Poor (2)	Average (4)	Good (6)	Very Good (8)	Excellent (10)			
01	College Building & Infrastructure	00	00	01	01	08	10	94	9.40
02	Library	00	00	00	03	07	10	94	9.40
03	Academic Facilities	00	01	01	00	08	10	90	9.00
04	Quality of Teaching	00	00	00	01	09	10	98	9.80
05	Skills enhancement Training	00	01	02	01	06	10	84	8.40
06	Sports & Games material	00	00	02	01	07	10	90	9.00
07	Support from Administrative Staff	00	00	00	04	06	10	92	9.20
08	Overall experience	00	00	00	02	08	10	96	9.60
	Total	00	02	06	13	59	80	738	9.20

An analysis of the total scores and the average scores of all the parameters clearly indicates that the average score for all the parameters is more than 8.20 which indicates that almost all the alumni have rated all the parameters of the college are excellent. The overall average score for all the parameters is 9.20 which is a very healthy sign.



Principal
Govt. Degree College
THORRUR, Dt. Mahabubabad

ACADEMIC YEAR 2017-18

SCORES OF THE PARENTS FEEDBACK

(Number of respondents 10)

In order to ascertain the feedback from the parents a pre designed format consisting of 07 parameters is given to 10 parents for the academic year 2017-18. It is carefully observed that the parents of the students of different courses are included in the sample. The responses collected are tabulated and the summary of those responses along with the total scores and average scores are shown in the table below:

S. No	Parameters	Number of Responses					Total Responses	Total Score	Avg. Score
		Poor (2)	Average (4)	Good (6)	Very Good (8)	Excellent (10)			
01	Ambience of the college with respect to the facilities given to your wards.	00	00	00	02	08	10	96	9.60
02	College environment for the overall development of your ward.	00	00	00	01	09	10	98	9.80
03	Enough exposure to your ward as far as career orientation is concerned.	00	00	00	02	08	10	96	9.60
04	Faculty Available in the Subjects for effective teaching.	00	00	00	01	09	10	98	9.80
05	Availability and access of authorities regarding any queries.	00	00	00	01	09	10	98	9.80
06	Communication at the college end regarding the regular performance of your ward.	00	00	00	02	08	10	96	9.60
07	Your overall experience on college	00	00	00	01	09	10	98	9.80
Total		00	00	00	10	60	70	680	9.70

An analysis of the total scores and the average scores of all the parameters shows that the average score for all the parameters is more than 9.40. This indicates that almost all the parents have rated all the parameters of the college are excellent. The overall average score for all the parameters is 9.70 which is a very encouraging.




Principal
Govt. Degree College
THORRUR, Dt. Mahabubabad



GOVERNMENT DEGREE COLLEGE, THORRUR
MAHABUBABAD DISTRICT, TELANGANA STATE – 506163
e-Mail: jc.gdc.thorrur@gmail.com, Mobile: 8008307999
Website: <https://gdcts.egg.gov.in/thorrur.edu>



ACTION TAKEN REPORT OF FEEDBACK

ACADEMIC YEAR 2021-22

ANALYSIS OF STUDENTS FEEDBACK ON LECTURERS SCORES NUMBER OF STUDENTS (FOR EACH LECTURER): 10

In order to know the students feedback on Teachers, the college has a standard practice of collecting feedback from students at the end of every academic year. A pre designed feedback sheet is given to the students consisting of 10 questions on various parameters relating to the Teachers. The students are required to give the ranking ranging from I to V. The ranks are assigned as:

S.No	Rank	Score (Weight)
01	I – Poor	0 to 2
02	II - Average	2 to 4
03	III - Good	4 to 6
04	IV – Very Good	6 to 8
05	V - Excellent	8 to 10




Principal
Govt. Degree College
THORRUR, Dt. Mahabubabad




AVERAGE SCORES OF THE STUDENTS FEEDBACK ON LECTURERS
(Number of Students 10 for each lecturer)

S.No	Name of the Lecturer	Subject	Total Score	Average Score	Remarks
01	Y. Ramesh	English	553	9.20	Excellent
02	Dr. B. Laxman Naik	Telugu	533	8.90	Excellent
03	K. Rajitha	Mathematics	540	9.00	Excellent
04	T. Venkanna	Physics	540	9.00	Excellent
05	B. Reddy	Chemistry	552	9.20	Excellent
06	D. Suneeta	Botany	597	9.95	Excellent
07	Dr. P. Rohini	Zoology	577	9.60	Excellent
08	T. Sarada	Zoology	557	9.20	Excellent
09	M. Krishnaveni	History	568	9.50	Excellent
10	Dr. A. Venkata Ramana	Economics	510	8.50	Excellent
11	S. Radhika	Commerce	545	9.10	Excellent
12	B. Nagesh babu	Dairy Science	552	9.20	Excellent
13	G. Vijay	Computer	953	9.00	Excellent
14	Dr. B. Santoshkumar	Political science	550	9.20	Excellent
15	Dr. P. Rohini	Sericulture	543	9.50	Excellent

A study of the average scores of the feedback of the students on lecturers shows that the average score for all the lecturers is more than 9.20 which is a very encouraging sign.




Principal
Govt. Degree College
THORRUR, Dt. Mahabubabad

ANALYSIS OF ALUMNI FEEDBACK SCORES (Number of Respondents 10)

In order to ascertain the feedback from the Alumni a pre designed format consisting of 08 parameters is given to 10 outgoing students for the academic year 2021-22. The responses collected are tabulated and the summary of those responses along with the total scores and average scores are shown in the table below:

S. No	Parameters	Number of Responses					Total Responses	Total Score	Avg. Score
		Poor (2)	Average (4)	Good (6)	Very Good (8)	Excellent (10)			
01	College Building & Infrastructure	00	00	00	01	09	10	98	9.80
02	Library	00	00	02	01	07	10	90	9.00
03	Academic Facilities	00	00	00	03	07	10	94	9.40
04	Quality of Teaching	00	00	00	01	09	10	98	9.80
05	Skills enhancement Training	00	00	00	03	07	10	94	9.40
06	Sports & Games material	00	00	01	02	07	10	92	9.20
07	Support from Administrative Staff	00	00	00	02	08	10	96	9.60
08	Overall experience	00	00	00	03	07	10	94	9.40
	Total	00	00	03	16	61	80	756	9.50

An analysis of the total scores and the average scores of all the parameters shows that the average score for all the parameters is more than 9.00. This indicates that almost all the alumni have rated all the parameters of the college are excellent. The overall average score for all the parameters is 9.50 which is a very encouraging.



Principal
Govt. Degree College
THORRUR, Dt. Mahabubabad

ANALYSIS OF PARENTS FEEDBACK SCORES (Number of respondents 10)

In order to ascertain the feedback from the parents a pre designed format consisting of 07 parameters is given to 10 parents for the academic year 2021-22. It is carefully observed that the parents of the students of different courses are included in the sample. The responses collected are tabulated and the summary of those responses along with the total scores and average scores are shown in the table below:

S. No	Parameters	Number of Responses					Total Responses	Total Score	Avg. Score
		Poor (2)	Average (4)	Good (6)	Very Good (8)	Excellent (10)			
01	Ambience of the college with respect to the facilities Given to your wards.	00	00	06	01	03	10	74	7.40
02	College environment for the overall development of your ward.	00	00	00	01	09	10	98	9.80
03	Enough exposure to your ward as far as career orientation is concerned.	00	00	03	03	04	10	82	8.20
04	Faculty Available in the Subjects for effective teaching.	00	00	01	06	03	10	84	8.40
05	Availability and access of authorities regarding any Queries.	00	00	01	04	05	10	88	8.80
06	Communication at the college end regarding the regular performance of your ward.	00	00	01	04	05	10	88	8.80
07	Your overall experience on college	00	00	00	03	07	10	94	9.40
	Total	00	00	12	22	36	70	608	8.70

An analysis of the total scores and the average scores of all the parameters shows that the average score for all the parameters is more than 8.00. This indicates that almost all the parents have rated all the parameters of the college are excellent. The overall average score for all the parameters is 8.70 which is a very encouraging.




Principal
Govt. Degree College
 THORRUR, Dt. Mahabubabad

ANALYSIS OF FEEDBACK SCORES

Resolution for the academic year 2021-22 a meeting of the staff members of the college is conducted in the principal chamber under the chairmanship of the principal of the college Dr. B. Santosh kumar to analyze the consolidated responses of various parameters of the feedback forms received from the students, alumni and parents.

RESOLUTIONS TOWARDS STUDENTS FEEDBACK ON LECTURERS SCORES.

- The average score for all the lecturers is observed to be more than 9.20 which is excellent.
- From the various feedback sheets it is observed that students are expecting Building and Class room facilities and Accessibility of teacher in and out of the class in view of this it is resolved to planning to construct new building by help of GAIL for the benefit of the students and to advise all the faculty keep in touch with the students in and out of the class.
- It is also resolved that the career guidance shall be further strengthened for the benefit of the students.

RESOLUTIONS TOWARDS ALUMNI FEEDBACK SCORES

- It is noted that all the alumni has given a very positive feedback on all the parameters and the overall average score is calculated 9.50 which is excellent.
- As the lowest average is calculated for the college Building facilities, it is resolved that necessary steps shall be taken to improve the Building facilities to provide to students.
- As few students have suggested to provide Skills enhancement Training in more effective manner, it is decided that to conduct training classes under TSKC.
- It is also resolved that necessary steps shall be taken to improve the administrative support to the staff.



A handwritten signature in green ink, appearing to be 'B.S.K.'.

Principal
Govt. Degree College
THORRUR, Dt. Mahabubabad

RESOLUTION TOWARD PARENTS FEEDBACK SCORES

- It is noted that all parents has given a very positive feedback on all the parameters and the overall average score is calculated 8.70 which is excellent sign.
- As the lowest average is calculated for the Orientation programmes in all subjects for effective teaching, it is resolved that necessary steps shall be taken to improve Orientation programmes in all subjects for effective teaching.
- As few parents have suggested providing overall development of the students, it is resolved to provide such coaching ensuing academic year.




Principal
Govt. Degree College
THORRUR, Dt. Mahabubabad



GOVERNMENT DEGREE COLLEGE, THORRUR
MAHABUBABAD DISTRICT, TELANGANA STATE – 506163
e-Mail: jc.gdc.thorrur@gmail.com, Mobile: 8008307999
Website: <https://gdets.egg.gov.in/thorrur.edu>



ACADEMIC YEAR 2020-21

ANALYSIS OF STUDENTS FEEDBACK ON LECTURERS SCORES NUMBER OF STUDENTS (FOR EACH LECTURER): 10

In order to know the students feedback on Lecturers, the college has a standard practice of collecting feedback from students at the end of every academic year. A pre designed feedback sheet is given to the students consisting of 10 questions on various parameters relating to the Teachers. The students are required to give the ranking ranging from I to V. The ranks are assigned as:

S.No	Rank	Score (Weight)
01	I – Poor	0 to 2
02	II - Average	2 to 4
03	III - Good	4 to 6
04	IV – Very Good	6 to 8
05	V - Excellent	8 to 10



Principal
Govt. Degree College
THORRUR, Dt. Mahabubabad

AVERAGE SCORES OF THE STUDENTS FEEDBACK ON LECTURERS
(Number of Students 10 for each lecturer)

S.No	Name of the Lecturer	Subject	Total Score	Average Score	Remarks
01	Y. Ramesh	English	539	8.90	Excellent
02	Dr. B. Laxman Naik	Telugu	520	8.70	Excellent
03	K. Rajitha	Mathematics	588	8.20	Excellent
04	T. Venkanna	Physics	582	9.70	Excellent
05	B. Reddy	Chemistry	551	9.20	Excellent
06	D. Suneeta	Botany	582	9.20	Excellent
07	Dr. P. Rohini	Zoology	574	9.50	Excellent
08	Dr. B. Hathiram	History	570	9.50	Excellent
09	Dr. A. Venkata Ramana	Economics	549	9.20	Excellent
10	S. Radhika	Commerce	581	9.70	Excellent
11	B. Santoshkumar	Political Science	559	9.30	Excellent
12	B. Nagesh babu	Dairy Science	545	9.10	Excellent
13	V. Someshwar	Computer	546	9.10	Excellent

An observation of the average scored of the student's feedback on lecturers indicates that the average score for all the lecturers is more than 9.17 which is highly encouraging.




 Principal
 Govt. Degree College
 THORRUR, Dt. Mahabubabad

ANALYSIS OF ALUMNI FEEDBACK SCORES (Number of respondents 10)

In order to ascertain the feedback from the Alumni a pre designed format consisting of 08 parameters is given to 10 outgoing students for the academic year 2020.21. The responses collected are tabulated and the summary of those responses along with the total scores and average scores are shown in the table below:

S. No	Parameters	Number of Responses					Total Responses	Total Score	Avg. Score
		Poor (2)	Average (4)	Good (6)	Very Good (8)	Excellent (10)			
01	College Building & Infrastructure	00	00	01	05	04	10	86	8.60
02	Library	00	00	02	06	02	10	80	8.00
03	Academic Facilities	00	00	01	05	04	10	86	8.60
04	Quality of Teaching	00	00	00	01	09	10	98	9.80
05	Skills enhancement Training	00	00	02	02	06	10	88	8.80
06	Sports & Games material	00	00	02	04	04	10	84	8.40
07	Support from Administrative Staff	00	00	01	03	06	10	90	9.00
08	Overall experience	00	00	01	03	06	10	90	9.00
	Total	00	00	10	29	41	80	702	8.80

An analysis of the total scores and the average scores of all the parameters clearly indicates that the average score for all the parameters is more than 8.80 which indicates that almost all the alumni have rated all the parameters of the college are excellent. The overall average score for all the parameters is 8.80 which is a very healthy sign.




Principal
Govt. Degree College
 THORRUR, Dt. Mahabubabad

ANALYSIS OF PARENTS FEEDBACK SCORES (Number of respondents 10)

In order to ascertain the feedback from the parents a pre designed format consisting of 07 parameters is given to 10 parents for the academic year 2020-21. It is carefully observed that the parents of the students of different courses are included in the sample. The responses collected are tabulated and the summary of those responses along with the total scores and average scores are shown in the table below:

S. No	Parameters	Number of Responses					Total Responses	Total Score	Avg. Score
		Poor (2)	Average (4)	Good (6)	Very Good (8)	Excellent (10)			
01	Ambience of the college with respect to the facilities Given to your wards.	00	00	01	01	08	10	94	9.40
02	College environment for the overall development of your ward.	00	00	01	01	08	10	94	9.40
03	Enough exposure to your ward as far as career orientation is concerned.	00	00	00	01	09	10	98	9.80
04	Faculty Available in the Subjects for effective teaching.	00	00	00	02	08	10	96	9.60
05	Availability and access of authorities regarding any Queries.	00	00	00	00	10	10	100	10.00
06	Communication at the college end regarding the regular performance of your ward.	00	00	00	02	08	10	96	9.60
07	Your overall experience on college	00	00	00	02	08	10	96	9.60
	Total	00	00	02	09	59	70	674	9.60

An analysis of the total scores and the average scores of all the parameters shows that the average score for all the parameters is more than 9.40. This indicates that almost all the alumni have rated all the parameters of the college are excellent. The overall average score for all the parameters is 9.60 which is a very encouraging.




Principal
 Govt. Degree College
 THORRUR, Dt. Mahabubabad

ANALYSIS OF FEEDBACK SCORES

Resolution for the academic year 2020-21 a meeting of the staff members of the college is conducted in the principal chamber under the chairmanship of the principal of the college. B. Santoshkumar to analyze the consolidated responses of the feedback forms received from the students. Students, alumni and parents and the various parameters.

RESOLUTIONS TOWARDS STUDENTS FEEDBACK ON LECTURERS SCORES.

- The average score for all the lecturers is observed to be more than 8.50 which is excellent
- From the various feedback sheets it is observed that students are expecting Building and Class room facilities and Accessibility of teacher in and out of the class in view of this it is resolved to planning to construct new building by help of GAIL for the benefit of the students and to advise all the faculty keep in touch with the students in and out of the class.
- It is also resolved that the career guidance shall be further strengthened for the benefit of the students.

RESOLUTIONS TOWARDS ALUMNI FEEDBACK SCORES

- It is noted that all the alumni has given a very positive feedback on all the parameters and the overall average score is calculated 8.80 which is a excellent sign.
- As the lowest average is calculated for the college Building facilities, it is resolved that necessary steps shall be taken to improve the Building facilities to provide to students.
- As few students have suggested to provide Skills enhancement Training in more effective manner, it is decided that to conduct training classes under TSKC.
- It is also resolved that necessary steps shall be taken to improve the administrative support to the staff.




Principal
Govt. Degree College
THORRUR, Dt. Mahabubabad

RESOLUTION TOWARD PARENTS FEEDBACK SCORES

- It is noted that all parents has given a very positive feedback on all the parameters and the overall average score is calculated 9.60 which is a excellent sign.
- As the lowest average is calculated for the Orientation programmes in all subjects for effective teaching. It is resolved that necessary steps shall be taken to improve Orientation programmes in all subjects for effective teaching.
- As few parents have suggested providing overall development of the students, it is resolved provide such coaching ensuing academic year.




Principal
Govt. Degree College
THORRUR, Dt. Mahabubabad



GOVERNMENT DEGREE COLLEGE, THORRUR
MAHABUBABAD DISTRICT, TELANGANA STATE – 506163
e-Mail: je.gdc.thorrur@gmail.com, Mobile: 8008307999
Website: <https://gdets.cgg.gov.in/thorrur.edu>




ACADEMIC YEAR 2019-20

ANALYSIS OF STUDENTS FEEDBACK ON LECTURERS SCORES NUMBER OF STUDENTS (FOR EACH LECTURER): 10

In order to know the students feedback on Teachers, the college has a standard practice of collecting feedback from students at the end of every academic year. A pre designed feedback sheet is given to the students consisting of 10 questions on various parameters relating to the Teachers. The students are required to give the ranking ranging from I to V. The ranks are assigned as:

S.No	Rank	Score (Weight)
01	I – Poor	0+2
02	II - Average	4+4
03	III - Good	4+6
04	IV – Very Good	6+8
05	V - Excellent	8+10




Principal
Govt. Degree College
THORRUR, Dt. Mahabubabad

**Average Scores of the students feedback on Lecturers
(Number of Students 10 for each lecturer)**

S.No	Name of the Lecturer	Subject	Total Score	Average Score	Remarks
01	Y. Ramesh	English	546	9.10	Excellent
02	Dr. B. Laxman Naik	Telugu	499	8.30	Excellent
03	K. Rajitha	Mathematics	414	8.60	Excellent
04	T. Venkanna	Physics	465	9.70	Excellent
05	B. Reddy	Chemistry	523	8.70	Excellent
06	D. Suneeta	Botany	590	9.90	Excellent
07	Dr. P. Rohini	Zoology	571	9.50	Excellent
08	Dr. B. Hathiram	History	575	9.60	Excellent
09	Dr. A. Venkata Ramana	Economics	528	8.80	Excellent
10	B. Santoshkumar	Political Science	544	9.10	Excellent
11	S. Radhika	Commerce	574	9.60	Excellent
12	V. Someshwar	Computer	554	9.20	Excellent

An analysis of the average scores of the feedback of the students on lecturers clearly indicates that the average score for all the lecturers is more than 9.10, which indicates that all the lecturers are in the range of Excellent category for all the parameters.



Principal
Govt. Degree College
THORRUR, Dt. Mahabubabad

ANALYSIS OF ALUMNI FEEDBACK CORES (Number of respondents 10)

In order to ascertain the feedback from the Alumni a pre designed format consisting of 08 parameters is given to 10 outgoing students for the academic year 2019-20. The responses collected are tabulated and the summary of those responses along with the total scores and average scores are shown in the table below:

S. No	Parameters	Number of Responses					Total Responses	Total Score	Avg. Score
		Poor (2)	Average (4)	Good (6)	Very Good (8)	Excellent (10)			
01	College Building & Infrastructure	00	00	01	02	07	10	92	9.20
02	Library	00	00	00	04	06	10	92	9.20
03	Academic Facilities	00	00	02	02	06	10	88	8.80
04	Quality of Teaching	00	00	00	00	10	10	100	10.00
05	Skills enhancement Training	00	00	02	01	07	10	90	9.00
06	Sports & Games material	00	01	02	01	06	10	84	8.40
07	Support from Administrative Staff	00	00	00	02	08	10	96	9.60
08	Overall experience	00	00	00	04	06	10	92	9.20
	Total	00	01	07	16	56	80	734	9.10

An analysis of the total scores and the average scores of all the parameters clearly indicates that the average score for all the parameters is more than 8.40 which indicates that almost all the alumni have rated all the parameters of the college are excellent. The overall average score for all the parameters is 9.10 which is a very healthy sign.




Principal
 Govt. Degree College
 THORRUR, Dt. Mahabubabad

ANALYSIS OF PARENTS FEEDBACK SCORES (Number of respondents 10)

In order to ascertain the feedback from the parents a pre designed format consisting of 07 parameters is given to 10 parents for the academic year 2019-20. It is carefully observed that the parents of the students of different courses are included in the sample. The responses collected are tabulated and the summary of those responses along with the total scores and average scores are shown in the table below:

S. No	Parameters	Number of Responses					Total Responses	Total Score	Avg. Score
		Poor (2)	Average (4)	Good (6)	Very Good (8)	Excellent (10)			
01	Ambience of the college with respect to the facilities given to your wards.	00	00	02	00	08	10	92	9.20
02	College environment for the overall development of your ward.	00	00	02	01	07	10	90	9.00
03	Enough exposure to your ward as far as career orientation is concerned.	00	00	02	01	07	10	90	9.00
04	Faculty Available in the Subjects for effective teaching.	00	00	01	00	09	10	96	9.60
05	Availability and access of authorities regarding any queries.	00	00	01	02	07	10	92	9.20
06	Communication at the college end regarding the regular performance of your ward.	00	00	03	01	06	10	86	8.60
07	Your overall experience on college	00	00	02	00	08	10	92	9.20
Total		00	00	13	05	52	70	638	9.10

An analysis of the total scores and the average scores of all the parameters shows that the average score for all the parameters is more than 8.60. This indicates that almost all the alumni have rated all the parameters of the college are excellent. The overall average score for all the parameters is 9.10 which is a very encouraging.




Principal
Govt. Degree College
THORRUR, Dt. Mahabubabad

ANALYSIS OF FEEDBACK SCORES

Resolution for the academic year 2019-20 a meeting of the staff members of the college is conducted in the principal chamber under the chairmanship of the principal of the college B. Santosh kumar to analyze the consolidated responses of the feedback forms received from the Students, alumni and parents and the various parameters.

RESOLUTIONS TOWARDS STUDENTS FEEDBACK ON LECTURERS SCORES.

- The average score for all the lecturers is observed to be more than 9.10 which is excellent.
- From the various feedback sheets it is observed that students are expecting Building and Class room facilities, in view of this it is resolved to planning to construct new building by help of GAIL for the benefit of the students.
- It is also resolved that the career guidance and TASK coaching shall be further strengthened for the benefit of the students.

RESOLUTIONS TOWARDS ALUMNI FEEDBACK SCORES

- It is noted that all the alumni has given a very positive feedback on all the parameters and the overall average score is calculated 9.10 which is a excellent sign.
- As the lowest average is calculated for the college Building facilities, it is resolved that necessary steps shall be taken to improve the Building facilities to provide to students.
- As few students have suggested to provide Skills enhancement Training in more effective manner, it is decided that to conduct training classes under TSKC.
- It is also resolved that necessary steps shall be taken to improve the average score for all parameters by improving the facilities in the college.

RESOLUTION TOWARD PARENTS FEEDBACK SCORES

- It is noted that all parents has given a very positive feedback on all the parameters and the overall average score is calculated 9.10 which is a excellent sign.
- As the lowest average is calculated for the faculty available in all subjects for effective teaching. It is resolved that necessary steps shall be taken to improve the faculty in all the subjects for effective teaching.
- As few parents have suggested providing overall development of the students, it is resolved provide such coaching ensuing academic year.




Principal
Govt. Degree College
THORRUR, Dt. Mahabubabad





GOVERNMENT DEGREE COLLEGE, THORRUR
MAHABUBABAD DISTRICT, TELANGANA STATE – 506163
e-Mail: jc.gdc.thorrur@gmail.com, Mobile: 8008307999
Website: <https://gdets.cgg.gov.in/torrur.edu>



ACADEMIC YEAR 2018-19

ANALYSIS OF STUDENTS FEEDBACK ON LECTURERS SCORES NUMBER OF STUDENTS (FOR EACH LECTURER): 10

In order to know the students feedback on Teachers, the college has a standard practice of collecting feedback from students at the end of every academic year. A pre designed feedback sheet is given to the students consisting of 10 questions on various parameters relating to the Teachers. The students are required to give the ranking ranging from I to V. The ranks are assigned as:

S.No	Rank	Score (Weight)
01	I – Poor	0+2
02	II - Average	2+4
03	III - Good	4+6
04	IV – Very Good	6+8
05	V - Excellent	8+10




Principal
Govt. Degree College
THORRUR, Dt. Mahabubabad



AVERAGE SCORES OF THE STUDENTS FEEDBACK ON LECTURERS
(Number of Students 10 for each lecturer)

S.No	Name of the Lecturer	Subject	Total Score	Average Score	Remarks
01	Y. Ramesh	English	551	9.10	Excellent
02	Dr. B. Laxman Naik	Telugu	553	9.20	Excellent
03	Rajani	Chemistry	526	8.80	Excellent
04	D. Suneeta	Botany	529	8.80	Excellent
05	Dr. P. Rohini	Zoology	557	9.20	Excellent
06	Dr. B. Hathiram	History	550	9.20	Excellent
07	Dr. A. Venkata Ramana	Economics	509	8.80	Excellent
08	B. Santoshkumar	Political Science	540	9.00	Excellent
09	S. Radhika	Commerce	567	9.50	Excellent
10	V. Someshwar	Computer	555	9.20	Excellent

An analysis of the average scores for all the lecturers indicates that the average score is more than 9.08, which is highly satisfied.





Principal
Govt. Degree College
THORRUR, Dt. Mahabubabad

ANALYSIS OF ALUMNI FEEDBACK (Number of respondents 10)

In order to ascertain the feedback from the Alumni a pre designed format consisting of 08 parameters is given to 10 outgoing students for the academic year 2018-19. The responses collected are tabulated and the summary of those responses along with the total scores and average scores are shown in the table below:

S. No	Parameters	Number of Responses					Total Responses	Total Score	Avg. Score
		Poor (2)	Average (4)	Good (6)	Very Good (8)	Excellent (10)			
01	Ambience of the college with respect to the facilities given to your wards.	00	00	00	00	10	10	100	10.00
02	College environment for the overall development of your ward.	00	00	02	00	08	10	92	9.20
03	Enough exposure to your ward as far as career orientation is concerned.	00	00	01	01	08	10	94	9.40
04	Faculty Available in the Subjects for effective teaching.	00	00	02	00	08	10	92	9.20
05	Availability and access of authorities regarding any queries.	00	00	01	01	08	10	94	9.40
06	Communication at the college end regarding the regular performance of your ward.	00	00	01	01	08	10	94	9.40
07	Your overall experience on college	00	00	02	00	08	10	92	9.20
	Total	00	00	09	03	58	70	658	9.40

An analysis of the total scores and the average scores of all the parameters clearly indicates that the average score for all the parameters is more than 9.20 which indicates that almost all the alumni have rated all the parameters of the college are excellent. The overall average score for all the parameters is 9.40 which is a very healthy sign.



Principal
Govt. Degree College
THORRUR, Dt. Mahabubabad

ANALYSIS OF PARENTS FEEDBACK (Number of respondents 10)

In order to ascertain the feedback from the parents a pre designed format consisting of 07 parameters is given to 10 parents for the academic year 2018-19. It is carefully observed that the parents of the students of different courses are included in the sample. The responses collected are tabulated and the summary of those responses along with the total scores and average scores are shown in the table below:

S. No	Parameters	Number of Responses					Total Responses	Total Score	Avg. Score
		Poor (2)	Average (4)	Good (6)	Very Good (8)	Excellent (10)			
01	Ambience of the college with respect to the facilities given to your wards.	00	00	00	00	10	10	100	10.00
02	College environment for the overall development of your ward.	00	00	02	00	08	10	92	9.20
03	Enough exposure to your ward as far as career orientation is concerned.	00	00	01	01	08	10	94	9.40
04	Faculty Available in the Subjects for effective teaching.	00	00	02	00	08	10	92	9.20
05	Availability and access of authorities regarding any queries.	00	00	01	01	08	10	94	9.40
06	Communication at the college end regarding the regular performance of your ward.	00	00	01	01	08	10	94	9.40
07	Your overall experience on college	00	00	02	00	08	10	92	9.20
	Total	00	00	09	03	58	70	658	9.40

An analysis of the total scores and the average scores of all the parameters shows that the average score for all the parameters is more than 9.20. This indicates that almost all the alumni have rated all the parameters of the college are excellent. The overall average score for all the parameters is 9.40 which is a very encouraging.




 Principal
 Govt. Degree College
 THORRUR, Dt. Mahabubabad

ANALYSIS OF FEEDBACK SCORES

Resolution for the academic year 2018-19 a meeting of the staff members of the college is conducted in the principal chamber under the chairmanship of the principal of the college B. Santoshkumar to analyze the consolidated responses of the feedback forms received from the students. Students, alumni and parents and the various parameters.

RESOLUTIONS TOWARDS STUDENTS FEEDBACK ON LECTURERS SCORES.

- The average score for all the lecturers is observed to be more than 9.08 which is excellent.
- From the various feedback sheets it is observed that students are expecting Building and Class room facilities and Accessibility of teacher in and out of the class in view of this it is resolved to planning to construct new building by help of GAIL for the benefit of the students and to advise all the faculty keep in touch with the students in and out of the class.
- It is also resolved that the career guidance shall be further strengthened for the benefit of the students.

RESOLUTIONS TOWARDS ALUMNI FEEDBACK SCORES

- It is noted that all the alumni has given a very positive feedback on all the parameters and the overall average score is calculated 9.40 which is a excellent sign.
- As the lowest average is calculated for the college Building facilities, it is resolved that necessary steps shall be taken to improve the Building facilities to provide to students.
- As few students have suggested to provide Skills enhancement Training in more effective manner, it is decided that to conduct training classes under TSKC.
- It is also resolved that necessary steps shall be taken to improve the administrative support to the staff.




Principal
Govt. Degree College
THORRUR, Dt. Mahabubabad

RESOLUTION TOWARD PARENTS FEEDBACK SCORES

- It is noted that all parents has given a very positive feedback on all the parameters and the overall average score is calculated 9.40 which is a excellent sign.
- As the lowest average is calculated for the Orientation programmes in all subjects for effective teaching. It is resolved that necessary steps shall be taken to improve Orientation programmes in all subjects for effective teaching.
- As few parents have suggested providing overall development of the students, it is resolved provide such coaching ensuing academic year.




Principal
Govt. Degree College
THORRUR, Dt. Mahabubabad



GOVERNMENT DEGREE COLLEGE, THORRUR
MAHABUBABAD DISTRICT, TELANGANA STATE – 506163
e-Mail: jc.gdc.thorrur@gmail.com, Mobile: 8008307999
Website: <https://gdets.egg.gov.in/thorrur.edu>



ACADEMIC YEAR 2017-18

ANALYSIS OF STUDENTS FEEDBACK ON LECTURERS SCORES NUMBER OF STUDENTS (FOR EACH LECTURER): 10

In order to know the students feedback on Teachers, the college has a standard practice of collecting feedback from students at the end of every academic year. A pre designed feedback sheet is given to the students consisting of 10 questions on various parameters relating to the Teachers. The students are required to give the ranking ranging from I to V. The ranks are assigned as:

S.No	Rank	Score (Weight)
01	I – Poor	0+2
02	II - Average	2+4
03	III - Good	4+6
04	IV – Very Good	6+8
05	V - Excellent	8+10



Principal
Govt. Degree College
THORRUR, Dt. Mahabubabad

Average Scores of the students feedback on Lecturers
(Number of Students 10 for each lecturer)

S.No	Name of the Lecturer	Subject	Total Score	Average Score	Remarks
01	N. Ch. Srikanth	English	523	8.70	Excellent
02	Dr. P. Sailu	Telugu	560	9.30	Excellent
03	V. Aravind	Chemistry	526	8.80	Excellent
04	G. Surender Reddy	Botany	441	7.40	Excellent
05	M. Venkateshwara rao	Zoology	539	8.90	Excellent
06	K. Ramreddy	History	537	9.00	Excellent
07	Dr. G. Shyamu	Economics	526	8.80	Excellent
08	G. Vijaya	Political Science	538	9.00	Excellent
09	K. Rajitha	Commerce	578	9.60	Excellent

An analysis of the total scores and the average scores for all the lecturers clearly indicates that the average score is more than 8.80 for all the lecturers which is found to be Excellent.




Principal
Govt. Degree College
THORRUR, Dt. Mahabubabad

ANALYSIS OF ALUMNI FEEDBACK SCORES (Number of respondents 10)

In order to ascertain the feedback from the Alumni a pre designed format consisting of 08 parameters is given to 10 outgoing students for the academic year 2017-18. The responses collected are tabulated and the summary of those responses along with the total scores and average scores are shown in the table below:

S. No	Parameters	Number of Responses					Total Responses	Total Score	Avg. Score
		Poor (2)	Average (4)	Good (6)	Very Good (8)	Excellent (10)			
01	College Building & Infrastructure	00	00	00	01	09	10	98	9.80
02	Library	00	00	02	01	07	10	90	9.00
03	Academic Facilities	00	00	00	03	07	10	94	9.40
04	Quality of Teaching	00	00	00	01	09	10	98	9.80
05	Skills enhancement Training	00	00	00	03	07	10	94	9.40
06	Sports & Games material	00	00	01	02	07	10	92	9.20
07	Support from Administrative Staff	00	00	00	02	08	10	96	9.60
08	Overall experience	00	00	00	03	07	10	94	9.40
	Total	00	00	03	16	61	80	756	9.50

An analysis of the total scores and the average scores of all the parameters clearly indicates that the average score for all the parameters is more than 9.20 which indicates that almost all the alumni have rated all the parameters of the college are excellent. The overall average score for all the parameters is 9.50 which is a very healthy sign.




Principal
 Govt. Degree College
 THORRUR, Dt. Mahabubabad

ANALYSIS OF PARENTS FEEDBACK SCORES (Number of respondents 10)

In order to ascertain the feedback from the parents a pre designed format consisting of 07 parameters is given to 10 parents for the academic year 2017-18. It is carefully observed that the parents of the students of different courses are included in the sample. The responses collected are tabulated and the summary of those responses along with the total scores and average scores are shown in the table below:

S. No	Parameters	Number of Responses					Total Responses	Total Score	Avg. Score
		Poor (2)	Average (4)	Good (6)	Very Good (8)	Excellent (10)			
01	Ambience of the college with respect to the facilities given to your wards.	00	00	00	02	08	10	96	9.60
02	College environment for the overall development of your ward.	00	00	00	01	09	10	98	9.80
03	Enough exposure to your ward as far as career orientation is concerned.	00	00	00	02	08	10	96	9.60
04	Faculty Available in the Subjects for effective teaching.	00	00	00	01	09	10	98	9.80
05	Availability and access of authorities regarding any queries.	00	00	00	01	09	10	98	9.80
06	Communication at the college end regarding the regular performance of your ward.	00	00	00	02	08	10	96	9.60
07	Your overall experience on college	00	00	00	01	09	10	98	9.80
	Total	00	00	00	10	60	70	680	9.70

An analysis of the total scores and the average scores of all the parameters shows that the average score for all the parameters is more than 9.60. This indicates that almost all the alumni have rated all the parameters of the college are excellent. The overall average score for all the parameters is 9.70 which is a very encouraging.



Principal
Govt. Degree College
THORRUR, Dt. Mahabubabad



ANALYSIS OF FEEDBACK SCORES

Resolution for the academic year 2017-18 a meeting of the staff members of the college is conducted in the principal chamber under the chairmanship of the principal of the college Dr. P. Sailu to analyze the consolidated responses of the feedback forms received from the students. Students, alumni and parents and the various parameters.

RESOLUTIONS TOWARDS STUDENTS FEEDBACK ON LECTURERS SCORES.

- The average score for all the lecturers is observed to be more than 8.80 which is excellent.
- From the various feedback sheets it is observed that students are expecting communication skills and Interest generated by the teacher. It is resolved to planning to conduct spoken English classes for the benefit of the students.
- It is also resolved that the career guidance shall be further strengthened for the benefit of the students.

RESOLUTIONS TOWARDS ALUMNI FEEDBACK SCORES

- It is noted that all the alumni has given a very positive feedback on all the parameters and the overall average score is calculated 9.50 which is a excellent sign.
- As the lowest average is calculated for the college Building facilities, it is resolved that necessary steps shall be taken to improve the Building facilities to provide to students.
- As few students have suggested to provide sports and Games facilities, it is decided that to provide sports and games facilities in Junior College ground.
- It is also resolved that necessary steps shall be taken to improve the administrative support to the staff.



A handwritten signature in green ink, appearing to be "P. Sailu", written over a faint circular stamp.

Principal
Govt. Degree College
THORRUR, Dt. Mahabubabad

RESOLUTION TOWARD PARENTS FEEDBACK SCORES

- It is noted that all parents has given a very positive feedback on all the parameters and the overall average score is calculated 9.70 which is a excellent sign.
- As the lowest average is calculated for the availability of authorities for students support. It is resolved that necessary steps shall be taken to improve to availability of the authorities.
- As few parents have suggested providing overall development of the students, it is resolved provide such coaching ensuing academic year.



A handwritten signature in green ink, appearing to be "B.S.S.", written in a cursive style.

Principal
Govt. Degree College
THORRUR, Dt. Mahabubabad