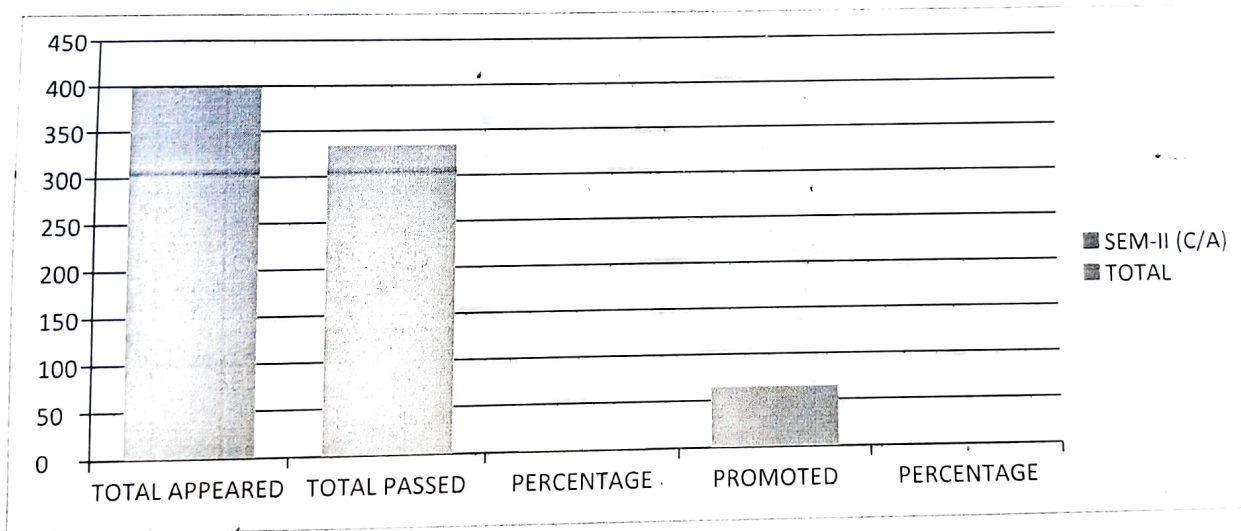


DEPARTMENT OF COMMERCE
OVERALL PERCENTAGE OF B.COM YEAR WISE
JUNE/JULY-2021-2022

SEMESTER II, IV & VI


B.COM (FIRST YEAR- II SEM)

COURSE	TOTAL APPEARED	TOTAL PASSED	PERCENTAGE	PROMOTED	PERCENTAGE
SEM-II (C/A)	399	334	83.71%	65	16.29%
TOTAL	399	334	83.71%	65	16.29%



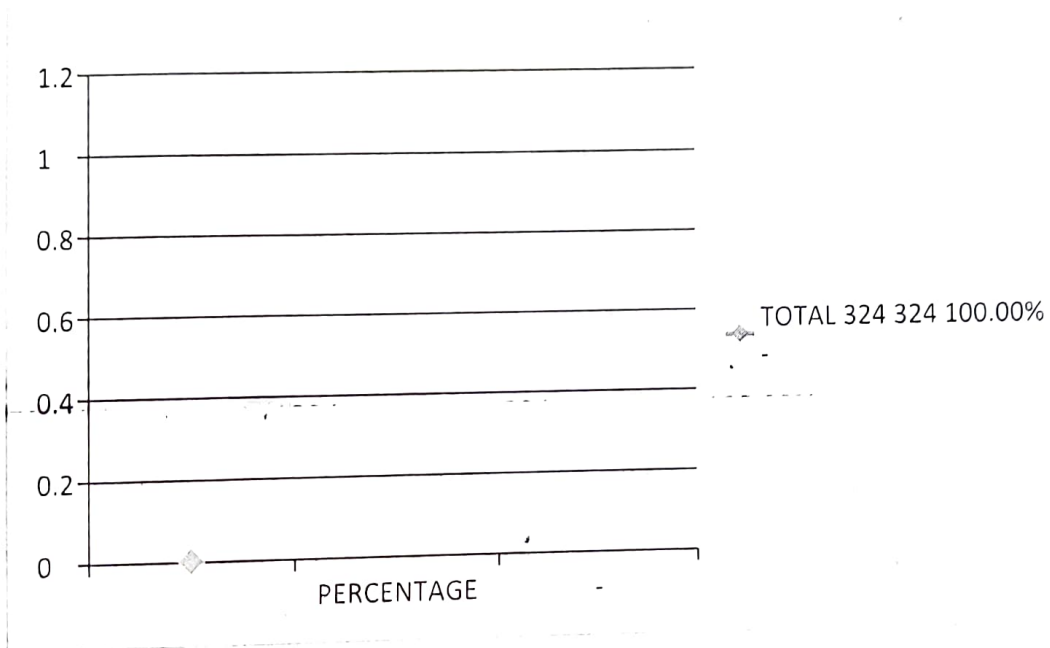
B.COM (SECOND YEAR – IV –SEM)

COURSE	TOTAL APPEARED	TOTAL PASSED	PERCENTAGE	PROMOTED	PERCENTAGE
SEM-IV(C/A)	373	308	82.71%	65	17.43%
TOTAL	373	308	82.71%	65	17.43%



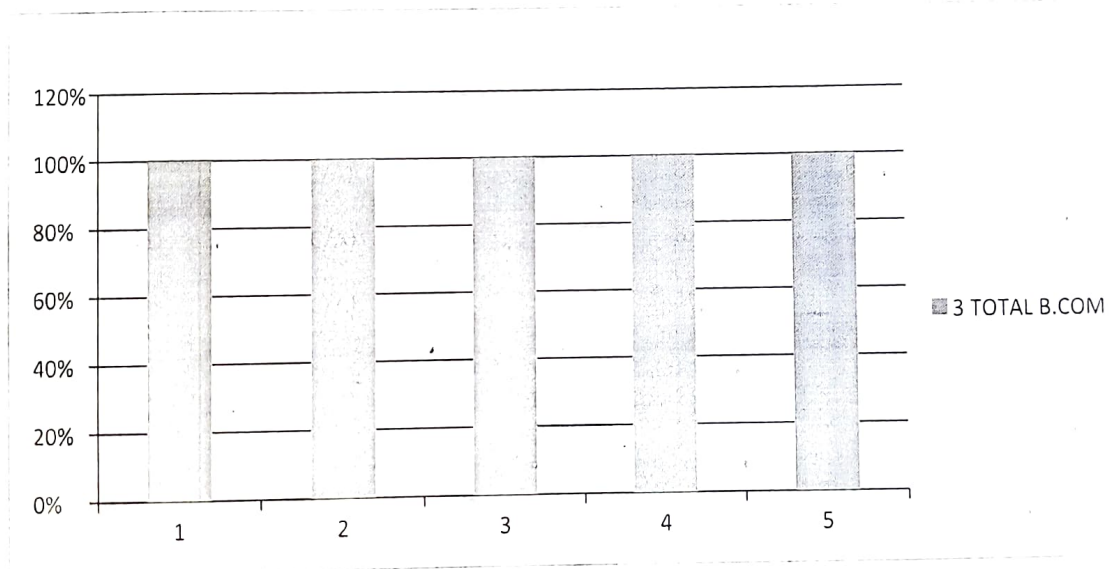
B.COM (THIRED YEAR – VI –SEM)

COURSE	TOTAL APPEARED	TOTAL PASSED	PERCENTAGE	PROMOTED	PERCENTAGE
SEM-VI(C/A)	324	324	100%	-	-
TOTAL	324	324	100.00%	-	-



CONSOLIDATED RESULT OF DEPARTMENT OF COMMERCE

SL. NO	YEAR	COURSE	TOTAL APPEAR ED	TOTAL PASSED	PERCENTAG E	PROMOTED	PERCENT AGE
1	FIRST	SEM-II (C/A)	399	334	83.71%	65	16.29%
2	SECOND	SEM-IV(C/A)	373	308	82.71%	65	17.43%
3	THIRD	SEM-VI(C/A)	324	324	100%	-	-
	TOTAL	B.COM	1096	96688	88.139%	130	11.86%



**SUBJECT WISE RESULT OF DEPARTMENT OF COMMERCE
FIRST YEAR – (II SEM)**

SL.N O	COURSE	YEAR	SUBJECT	APPEAR ED	PASSED	PERCEN TAGE
1	COMPUTER APPLICATION	SEM-II	FINANCIAL ACCOUNTI NG II	397	369	92.95%
	TOTAL			397	369	92.95%

SL.N O	COURSE	YEAR	SUBJECT	APPEAR ED	PASSED	PERCEN TAGE
1	COMPUTER APPLICATION	SEM-II	BUSSINESS LAW	396	389	98.23%
	TOTAL			396	389	98.23%

SL.N O	COURSE	YEAR	SUBJECT	APPEAR ED	PASSED	PERCEN TAGE
1	COMPUTER APPLICATION(TAX)	SEM-II	INCOME TAX	34	34	100%
	TOTAL			34	34	100%

SL.N O	COURSE	YEAR	SUBJECT	APPEAR ED	PASSED	PERCEN TAGE
1	COMPUTER APPLICATION(TAX)	SEM-II	DATA ANALYSIS	34	34	100%
	TOTAL			34	34	100%

SUBJECT WISE RESULT OF DEPARTMENT OF COMMERCE
SECOND YEAR – (IV SEM)
COMPUTER APPLICATION

SL.N O	COURSE	YEAR	SUBJECT	APPEAR ED	PASSED	PERCEN TAGE
1	COMPUTER APPLICATIO N(E/M)	SEM-IV	BUSINESS STATISTIC- II	371	351	94.61%
	TOTAL			371	351	94.61%

SL.N O	COURSE	YEAR	SUBJECT	APPEAR ED	PASSED	PERCEN TAGE
1	COMPUTER APPLICATIO N(E/M)	SEM-IV	INCOME TAX-II	351	344	98.01%
	TOTAL			351	344	98.01%

SUBJECT WISE RESULT OF DEPARTMENT OF COMMERCE
THIRD YEAR – (VI SEM)
COMPUTER APPLICATION

SL.N O	COURSE	YEAR	SUBJECT	APPEARE D	PASSED	PERCENT AGE
1	C/A(E/M)	SEM-VI	THEORY AND PRACTICE OF GST	324	324	100%
	TOTAL			324	324	100%

SL.N O	COURSE	YEAR	SUBJECT	APPEARE D	PASSED	PERCENT AGE
1	C/A(E/M)	SEM-VI	RESEARCH METHOLOGY	324	324	100%
	TOTAL			324	324	100%