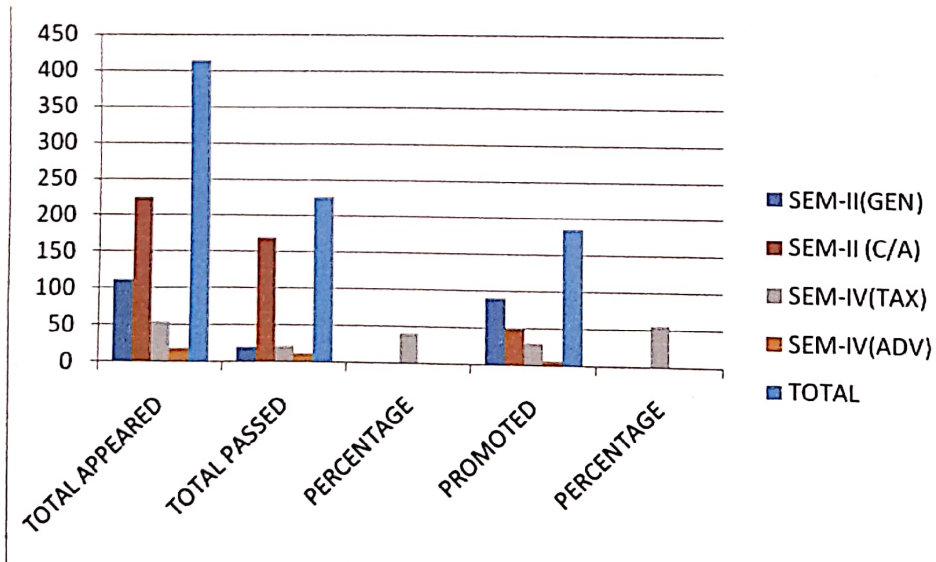


DEPARTMENT OF COMMERCE
OVERALL PERCENTAGE OF B.COM YEAR WISE SEPTEMBER 2020

SEMESTER I, III & V

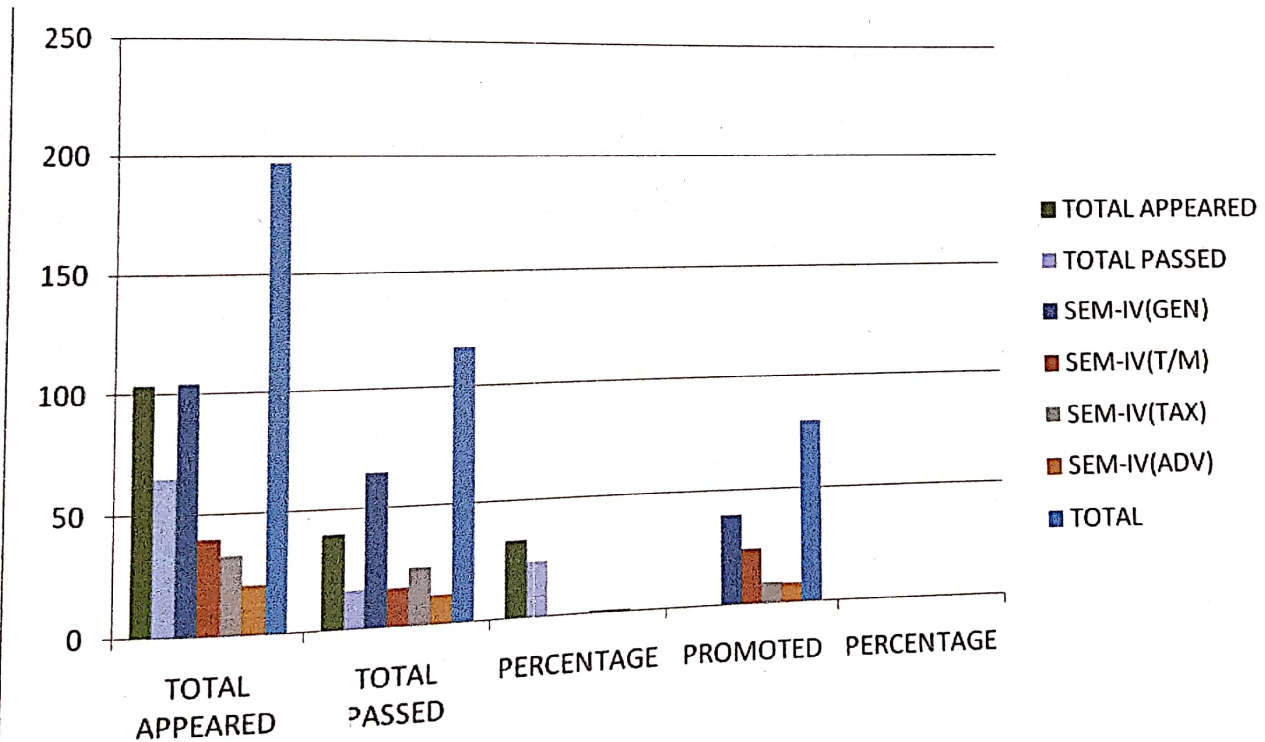
B.COM (FIRST YEAR- I SEM)

COURSE	TOTAL APPEARED	TOTAL PASSED	PERCENTAGE	PROMOTED	PERCENTAGE
SEM-I(GEN)	113	20	17.70%	91	80.53%
SEM-I(C/A)	225	171	76%	51	22.67%
SEM-I(TAX)	55	23	41.52	31	56.36
SEM-I(ADV)	20	12	60%	8	40%
TOTAL	413	226	54.72%	187	45.27%



B.COM (SECOND YEAR - IV -SEM)

COURSE	TOTAL APPEARED	TOTAL PASSED	PERCENTAGE	PROMOTED	PERCENTAGE
SEM-IV(GEN)	104	65	62.5%	39	37.5%
SEM-IV(T/M)	40	09	22.5%	31	77.5%
SEM-IV(TAX)	33	24	72.72%	9	27.27%
SEM-IV(ADV)	20	12	60%	8	4%
TOTAL	197	117	59.39%	80	40.61%



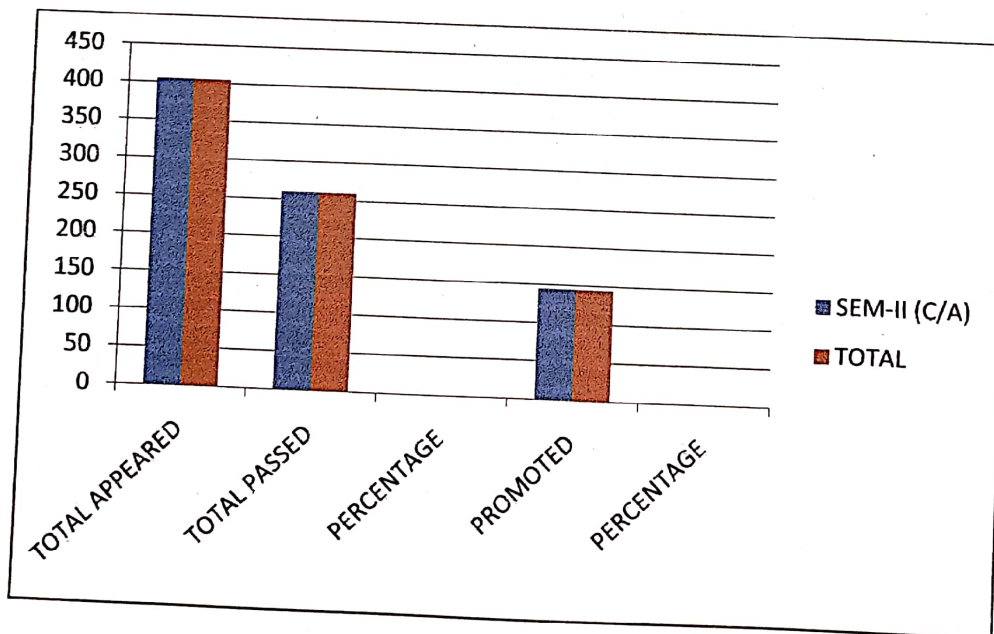
DEPARTMENT OF COMMERCE

OVERALL PERCENTAGE OF B.COM YEAR WISE SEP-2020-21

SEMESTER II, IV & VI

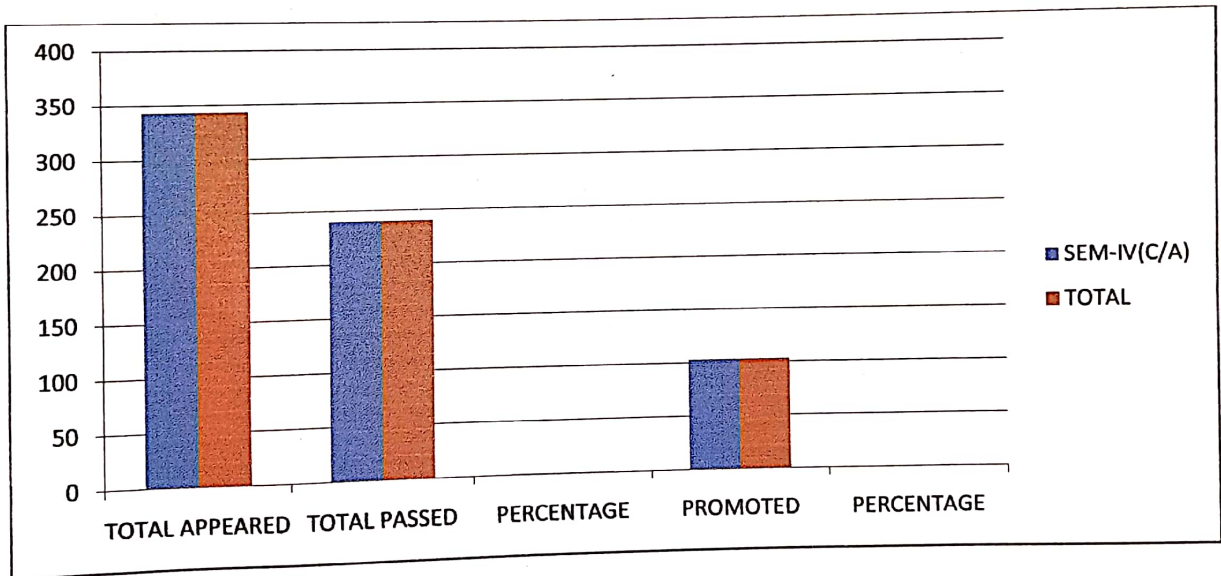
B.COM (FIRST YEAR- II SEM)

COURSE	TOTAL APPEARED	TOTAL PASSED	PERCENTAGE	PROMOTED	PERCENTAGE
SEM-II (C/A)	405	260	64.20%	145	35.80%
TOTAL	405	260	64.20%	145	35.80%



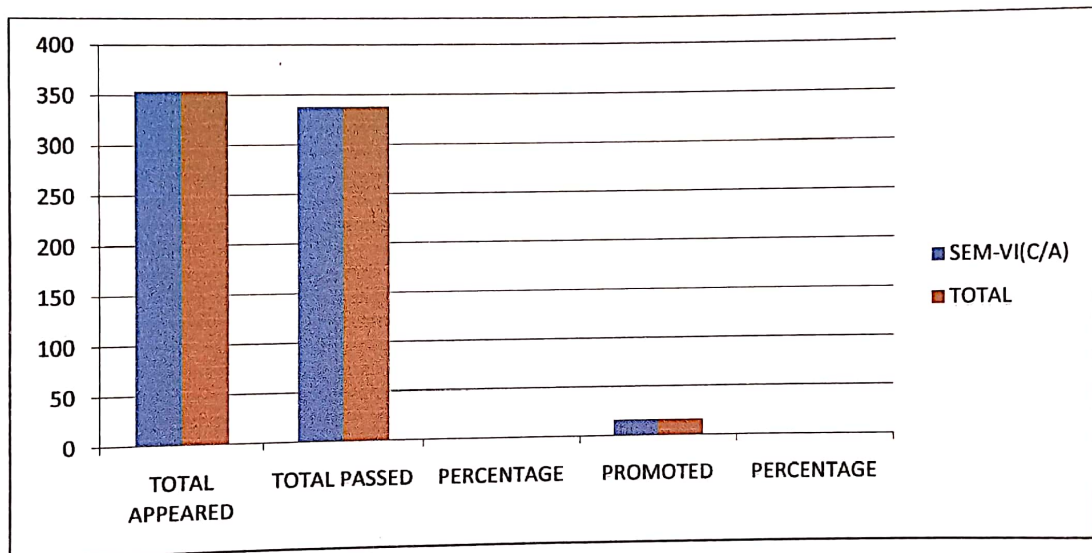
B.COM (SECOND YEAR - IV -SEM)

COURSE	TOTAL APPEARED	TOTAL PASSED	PERCENTAGE	PROMOTED	PERCENTAGE
SEM-IV(C/A)	343	240	69.97%	103	30.02%
TOTAL	343	240	69.97%	103	30.02%



B.COM (THIRD YEAR - VI -SEM)

COURSE	TOTAL APPEARED	TOTAL PASSED	PERCENTAGE	PROMOTED	PERCENTAGE
SEM-VI(C/A)	354	338	95.48%	16	4.51%
TOTAL	354	338	95.48%	16	4.51%



CONSOLIDATED RESULT OF DEPARTMENT OF COMMERCE

SL. NO	YEAR	COURSE	TOTAL APPEARED	TOTAL PASSED	PERCENTAGE	PROMOTED	PERCENTAGE
1	FIRST	SEM-II (C/A)	405	260	64.20%	145	35.80%
2	SECOND	SEM-IV(C/A)	343	240	69.97%	103	30.02%
3	THIRD	SEM-VI(C/A)	354	338	95.48%	16	4.51%
	TOTAL	B.COM	1102	838	76.04%	264	23.95

