

## Faculty-MHRD, National Institutional Ranking Framework (NIRF)

[login.nirfindia.org/Faculty/Details](http://login.nirfindia.org/Faculty/Details)

Faculty Details (India Rankings 2021)(Please enter the details of faculty who has worked with institution in the previous academic year i.e. 2019-20)

Note: Enter value(s) in all the field(s):If not applicable enter zero[0]

Total faculty (54) | Completed (54) | Partially Completed (0)

Note: In case you have participated in India Rankings 2020, and not found faculty details to import, please write a mail to: techsupport@nirfindia.org mentioning the followings details in mail body, Institute Name, Registration ID (India Rankings 2020) and Registration ID (India Rankings 2021).

[Home](#)

: Click on this button to edit faculty details. : Click to delete the faculty.

[Excel](#)

SrNo.	Name	Age	PAN	Regular(R) / Contractual(C) / Visitor(V) / Other(O)	Status				Overall Status	Action
					Source of record	Personal Details	Experience Details	Other Details		
1	Dr T Sreelakshmi	52	ABXPT0107H	R	N					
2	D S Chakravarthy	43	AITPD8840L	R	N					
3	E Sravanthi	34	ABUPE2747F	C	N					
4	T Lavanya	43	AEBPL1603B	R	N					
5	Dr M Sampath Kumar Reddy	47	ATBPM7364D	R	N					
6	Tazneen Tahera Ashwad	49	AREPA3857G	R	N					
7	G Jyothi	45	AGXPG9942L	R	N					
8	Irfana Begum	30	AESPI2891F	C	N					
9	Ch Shobha Rani	54	AJZPC3547L	R	N					
10	V Radha kishan	40	BEGPV6784M	C	N					
11	R Jyothirmai	48	AYNPR1571J	R	N					
12	M Shakunthala	44	ARRPM0236E	R	N					
13	M Kalpana	40	AMCPM0202E	C	N					
14	K Srilatha	40	AYLPK5759R	R	N					
15	A Meenakshi	48	ALKPA8061G	R	N					
16	Dr G Shankar	58	ARZPG5052G	R	N					
17	Dr I Jayanthi Naga Mallika	39	APPPM0491K	R	N					
18	J Anitha	46	BLGPA9612N	C	N					
19	B Rama devi	50	AKAPB8655L	R	N					
20	M V Laxman Rao	51	AOVPR6768M	C	N					
21	N Sangeetha Rani	50	AGJPN1038N	R	N					

SrNo.	Name	Age	PAN	Regular(R) / Contractual(C) / Visitor(V) / Other(O)	Status				Overall Status	Action
					Source of record	Personal Details	Experience Details	Other Details		
22	B Rajani Devi	51	APCPB3733J	C	N					
23	D Sujatha	48	AJLPD5096P	R	N					
24	A Shalini	33	AOXPA8472K	R	N					
25	G Varuni	39	BANPG0560P	C	N					
26	N Udayasree	52	AHKPN8199G	R	N					
27	Dr S Shwetha	33	EDUPS9926J	R	N					
28	Dr Md Zakirullah	53	AADPZ5900D	R	N					
29	R Sunitha	40	CGLPS0177D	R	N					
30	K Sunitha	43	AVNPK6215H	R	N					
31	J Swapna	38	APPPG0636Q	C	N					
32	A Chandra shekhar	36	BASPA3598N	R	N					
33	Nazia Rehman	40	BMFPN5987D	C	N					
34	G Sridhar Rao	49	AJXPG6046J	R	N					
35	K Satheesh kumar	43	BLAPK9357A	C	N					
36	N Satyanarayana Reddy	48	AVIPN1049F	R	N					
37	Ch Narsimhulu	43	BSIPC2525D	R	N					
38	Dr M Prashanthi	41	AWKPM0143Q	R	N					
39	Jabeen Sulthana	35	BBZPJ0659K	C	N					
40	N Venkata Ramana	50	ANVPN9076C	R	N					
41	P Sushma	42	CORPP6873H	C	N					
42	D Srinivas	42	AOFPD5723C	C	N					
43	Dr Ch Shankar	39	AWNPC0704G	C	N					
44	G Srinivas	44	ANFPG7945L	R	N					
45	M Vengal Reddy	57	AJOPM3749F	R	N					
46	A Laxman	31	BPVPA2516L	V	N					
47	J Venkatesh	32	BDNPJ9594B	V	N					
48	M Harikrishna	36	AXPPM5005R	V	N					
49	S Sudhama	36	BSHPG0641M	V	N					
50	P Rajitha	34	BKFPV2971M	V	N					
51	K Kamala Christiana	43	AVEPK7020R	R	N					
52	KaleemMohiuddin	47	AVUPM9508Q	R	N					
53	P Swaroopa	43	AQXPP8405F	R	N					
54	Y Sathyanarayana	56	ABNPY5533G	R	N					

Showing 1 to 54 of 54 entries

[Previous](#)[Next](#)

Select program(s) offered by your institution

- UG [3 Years College Program(s)]     UG [4 Years College Program(s)]     PG [1 Year College Program(s)]     PG [2 Years College Program(s)]
- PG [3 Years College Program(s)]     PG-Integrated College Program(s)

UG [3 Years Program(s)]: Sanctioned (approved) students intake

2019-20

1020

2018-19

980

2017-18

1310

PG [2 Years Program(s)]: Sanctioned (approved) students intake

2019-20

130

2018-19

171

• Data for Aided and Non-Aided colleges/programs must be included while entering data.

UG [3 Years College Program(s)] : All Students studying in 1st year, 2nd year and 3rd year.

Total Intake:3310

No. of Male Students

0

No. of Female Students

2157

Total Students

2157

Within State (Including male & female)

2157

Outside State (Including male & female)

0

Outside Country (Including male & female)

0

Economically Backward (Including male & female)

212

Socially Challenged (SC+ST+OBC Including male & female)

1945

Note: Students counted under socially challenged shall not be counted in economically backward and vice versa.

Note: Students whose parental income is less than taxable slab shall be considered under economically backward.

Note: The students receiving full tuition fee reimbursement shall only be entered. Students receiving partial tuition fee reimbursements and scholarships shall not be entered.

are not receiving full tuition fee reimbursement should be less than or equal to sum of Economically Backward and Socially Challenged students

No. of students receiving full tuition fee reimbursement from the State and Central Government

1533

No. of students receiving full tuition fee reimbursement from Institution Funds

0

No. of students receiving full tuition fee reimbursement from the Private Bodies

0

No. of students who are not receiving full tuition fee reimbursement

624

PG [2 Years College Program(s)] : All Students studying in 1st year and 2nd year.

Total Intake:301

No. of Male Students

0

No. of Female Students

265

Total Students

265

Within State (Including male & female)

265

Outside State (Including male & female)

0

Outside Country (Including male & female)

0

Economically Backward (Including male & female)

9

Socially Challenged (SC+ST+OBC Including male & female)

256

Note: Students counted under socially challenged shall not be counted in economically backward and vice versa.

Note: Students whose parental income is less than taxable slab shall be considered under economically backward

Note: Sum of Students Receiving full tuition fee reimbursement from the State & Central Government, Institution Fund, Private Bodies and No. of Students who are not receiving full tuition fee reimbursement should be less than or equal to sum of Economically Backward and Socially Challenged students

No. of students receiving full tuition fee reimbursement from the State and Central Government

208

No. of students receiving full tuition fee reimbursement from Institution Funds


0

No. of students receiving full tuition fee reimbursement from the Private Bodies

0

No. of students who are not receiving full tuition fee reimbursement

57

 Save & Next

 Home

UG [3 Year Program(s)]: Placement & higher studies for previous 3 years

Academic Year	No. of first year students intake in the year	No. of first year students admitted in the year	Academic Year	No. of students graduating in minimum stipulated time	No. of students placed	Median salary of placed graduates per annum (Amount in Rs.)	Median salary of placed graduates per annum (Amount in Words)	No. of students selected for Higher Studies
2015-16	1370	751	2017-18	512	143	121000	One lakh twenty one th	36
2016-17	1310	637	2018-19	361	187	133000	One lakh thirty three tr	56
2017-18	1310	641	2019-20	447	123	157500	One lakh fifty seven fiv	40

PG [2 Year Program(s)]: Placement & higher studies for previous 3 years

Academic Year	No. of first year students intake in the year	No. of first year students admitted in the year	Academic Year	No. of students graduating in minimum stipulated time	No. of students placed	Median salary of placed graduates per annum (Amount in Rs.)	Median salary of placed graduates per annum (Amount in Words)	No. of students selected for Higher Studies
2016-17	171	157	2017-18	113	0	0	Zero	3
2017-18	172	152	2018-19	96	0	0	Zero	0
2018-19	171	141	2019-20	0	0	0	Zero	0



Financial Year		2019-20	2018-19	2017-18
		Utilized Amount	Utilized Amount	Utilized Amount
Library	Amount in Rupees	0	0	372337
	Amount in Words	Zero	Zero	Three lakhs Seventy two thousand th
New Equipment for Laboratories	Amount in Rupees	4151084	1620535	2233784
	Amount in Words	Forty one lakhs Fifty one thousand Ei	Sixteen lakhs Twenty thousand Five l	Twenty three lakhs Thirty three thou:
Other expenditure on creation of Capital Assets (excluding expenditure on Land and Building)	Amount in Rupees	3667755	0	0
	Amount in Words	Thirty six lakhs Sixty seven thousand	Zero	Zero

Financial Year		2019-20	2018-19	2017-18
		Utilized Amount	Utilized Amount	Utilized Amount
Salaries (Teaching and Non Teaching staff)	Amount in Rupees	96473722	49626945	47594703
	Amount in Words	Nine crores Sixty four lakhs Seventy t	Four crores Ninety six lakhs twenty si	Four crores seventy five lakhs ninety
Maintenance of Academic Infrastructure or consumables and other running expenditures (excluding maintenance of hostels and allied services, rent of the building, depreciation cost, etc)	Amount in Rupees	15035	83887	144489
	Amount in Words	Fifteen thousand thirty five	Eighty three thousand eight hundred	One lakh Forty four thousand Four hi
Seminars / Conferences / Workshops etc.	Amount in Rupees	0	0	140000
	Amount in Words	Zero	Zero	One lakh Forty thousand rupees

### Important Notes:

- Please do not include under construction Lifts/Ramps/Toilets.

### Facilities for Physically Challenged Students

1. Do your institution buildings have Lifts/Ramps?

- Yes, more than 80% of the buildings       Yes, more than 60% of the buildings       Yes, more than 40% of the buildings
- Yes, less than 40% of the buildings       Not available

2. Do your institution have provision for walking aids, including wheelchairs and transportation from one building to another for handicapped students?

- Yes       No


3. Do your institution buildings have specially designed toilets for handicapped students?

- Yes, more than 80% of the buildings       Yes, more than 60% of the buildings       Yes, more than 40% of the buildings
- Yes, less than 40% of the buildings       Not available


# NIRF 2022

Browser tabs: All Report-MHRD, National Insti... | Inbox (104) - gdcwiqac.knr@gmail.com | +

Address bar: login.nirfindia.org/Declaration/Agree/AllPreview




**National Institutional Ranking Framework**  
Ministry of Education  
Government of India



## Welcome to Data Capturing System: COLLEGE

Institute ID: IR-C-C-21600  
Institute Name: GOVT. DEGREE COLLEGE FOR WOMEN, KARIMNAGAR  
Full Report



You have successfully submitted your Institution data for India Rankings 2022.

### Sanctioned (Approved) Intake

Academic Year	2017-18	2016-17	2015-16
UG [3 Years Program(s)]	1	---	---
PG [2 Years Program(s)]	1	---	---

### Total Actual Student Strength (Program(s) Offered by Your Institution)

(All programs of all years)	No. of Male Students	No. of Female Students	Total Students	Within State (Including male & female)	Outside State (Including male & female)	Outside Country (Including male & female)	Economically Backward (Including male & female)	Socially Challenged (SC+ST+OBC Including male & female)	No. of students receiving full tuition fee reimbursement from the State.	No. of students receiving full tuition fee reimbursement from Institution	No. of students receiving full tuition fee reimbursement from the Private.	No. of students who are not receiving full tuition fee reimbursement
-----------------------------	----------------------	------------------------	----------------	--	---	---	---	---	--	---	--	--

Taskbar: 1.1.Courses Offered.xls | login.nirfindia.org-....pdf | All Report-MHRD,...png | Show all

**Important Notes:**

- Sanctioned approved intake of 1st year to be entered.
- Enter value(s) in all the field(s):if not applicable enter zero[0]
- Data for Aided and Non-Aided colleges/programs must be included while entering data.

Select program(s) offered by your institution

UG [3 Years College Program(s)]     UG [4 Years College Program(s)]     PG [1 Year College Program(s)]     PG [2 Years College Program(s)]

PG [3 Years College Program(s)]     PG-Integrated College Program(s)

UG [3 Years Program(s)]: Sanctioned (approved) students intake

2020-21	2019-20	2018-19
<input type="text" value="1200"/>	<input type="text" value="1020"/>	<input type="text" value="980"/>

PG [2 Years Program(s)]: Sanctioned (approved) students intake

2020-21	2019-20
<input type="text" value="130"/>	<input type="text" value="130"/>

[Save & Next](#)

[← Home](#)

• Data for Aided and Non-Aided colleges/programs must be included while entering data.

UG [3 Years College Program(s)] : All Students studying in 1st year, 2nd year and 3rd year. Total Intake:3200

No. of Male Students <input type="text" value="0"/>	No. of Female Students <input type="text" value="2318"/>	Total Students <input type="text" value="2318"/>
Within State (Including male & female) <input type="text" value="2318"/>	Outside State (Including male & female) <input type="text" value="0"/>	Outside Country (Including male & female) <input type="text" value="0"/>
Economically Backward (Including male & female) <input type="text" value="0"/>	Socially Challenged (SC+ST+OBC Including male & female) <input type="text" value="905"/>	

Note: Students counted under socially challenged shall not be counted in economically backward and vice versa.

Note: Students whose parental income is less than taxable slab shall be considered under economically backward.

Note: The students receiving full tuition fee reimbursement shall only be entered. Students receiving partial tuition fee reimbursements and scholarships shall not be entered.

Note: Sum of Students Receiving full tuition fee reimbursement from the State & Central Government, Institution Fund, Private Bodies and No. of Students who are not receiving full tuition fee reimbursement should be less than or equal to sum of Economically Backward and Socially Challenged students

No. of students receiving full tuition fee reimbursement from the State and Central Government <input type="text" value="905"/>	No. of students receiving full tuition fee reimbursement from Institution Funds <input type="text" value="0"/>	No. of students receiving full tuition fee reimbursement from the Private Bodies <input type="text" value="0"/>	No. of students who are not receiving full tuition fee reimbursement <input type="text" value="0"/>
--	---	--	--

PG [2 Years College Program(s)] : All Students studying in 1st year and 2nd year. Total Intake:260



PG [2 Years College Program(s)] : All Students studying in 1st year and 2nd year. Total Intake:260

No. of Male Students	No. of Female Students	Total Students
<input type="text" value="0"/>	<input type="text" value="246"/>	<input type="text" value="246"/>
Within State (Including male & female)	Outside State (Including male & female)	Outside Country (Including male & female)
<input type="text" value="246"/>	<input type="text" value="0"/>	<input type="text" value="0"/>
Economically Backward (Including male & female)	Socially Challenged (SC+ST+OBC Including male & female)	
<input type="text" value="0"/>	<input type="text" value="214"/>	

Note: Students counted under socially challenged shall not be counted in economically backward and vice versa.  
Note: Students whose parental income is less than taxable slab shall be considered under economically backward.  
Note: The students receiving full tuition fee reimbursement shall only be entered. Students receiving partial tuition fee reimbursements and scholarships shall not be entered.  
Note: Sum of Students Receiving full tuition fee reimbursement from the State & Central Government, Institution Fund, Private Bodies and No. of Students who are not receiving full tuition fee reimbursement should be less than or equal to sum of Economically Backward and Socially Challenged students

No. of students receiving full tuition fee reimbursement from the State and Central Government	No. of students receiving full tuition fee reimbursement from Institution Funds	No. of students receiving full tuition fee reimbursement from the Private Bodies	No. of students who are not receiving full tuition fee reimbursement
<input type="text" value="214"/>	<input type="text" value="0"/>	<input type="text" value="0"/>	<input type="text" value="0"/>

UG [3 Year Program(s)]: Placement & higher studies for previous 3 years

Academic Year	No. of first year students intake in the year	No. of first year students admitted in the year	Academic Year	No. of students graduating in minimum stipulated time	No. of students placed	Median salary of placed graduates per annum (Amount in Rs.)	Median salary of placed graduates per annum (Amount in Words)	No. of students selected for Higher Studies
2016-17	1310	637	2018-19	361	187	133000	One Lakh thirty three	56
2017-18	1310	641	2019-20	447	123	157500	One Lakh Fifty seven	40
2018-19	980	729	2020-21	0	0	0	Zero	0

PG [2 Year Program(s)]: Placement & higher studies for previous 3 years

Academic Year	No. of first year students intake in the year	No. of first year students admitted in the year	Academic Year	No. of students graduating in minimum stipulated time	No. of students placed	Median salary of placed graduates per annum (Amount in Rs.)	Median salary of placed graduates per annum (Amount in Words)	No. of students selected for Higher Studies
2017-18	172	152	2018-19	96	0	0	Zero	0
2018-19	171	141	2019-20	0	0	0	Zero	0
2019-20	130	124	2020-21	0	0	0	Zero	0



Note: Enter value(s) in all the field(s): If not applicable enter zero[0]

Annual Capital Expenditure (Excluding expenditure on construction of new buildings) Only related to College

Financial Year		2020-21	2019-20	2018-19
		Utilized Amount	Utilized Amount	Utilized Amount
Library	Amount in Rupees	7000	0	0
	Amount in Words	Seven Thousand Rupees Only	thousand	thousand
New Equipment for Laboratories	Amount in Rupees	1024413	4151084	1620535
	Amount in Words	Ten lakhs twenty four thousand four	Forty one lakhs fifty one thousand ei	Sixteen lakhs twenty thousand five hi
Other expenditure on creation of Capital Assets (excluding expenditure on Land and Building)	Amount in Rupees	14595	3667755	0
	Amount in Words	Fourteen thousand Five hundred Nin	Thirty six lakhs sixty seven thousand	Zero

Annual Operational Expenditure **Only related to College**

Financial Year		2020-21	2019-20	2018-19
		Utilized Amount	Utilized Amount	Utilized Amount
Salaries (Teaching and Non Teaching staff)	Amount in Rupees	84387983	96473722	49626945
	Amount in Words	Eight crores forty three lakhs eighty s	Nine crores Sixty four lakhs seventy t	Four crores Ninety six lakhs twenty si
Maintenance of Academic Infrastructure or consumables and other running expenditures (excluding maintenance of hostels and allied services, rent of the building, depreciation cost, etc)	Amount in Rupees	92772	15035	83887
	Amount in Words	Ninety two thousand seven hundred	Fifteen thousand and thirty five rupee	Eighty three thousand eight hundred
Seminars / Conferences / Workshops etc.	Amount in Rupees	6250	0	0
	Amount in Words	Six thousand two hundred fifty rupee	Zero	Zero

**Important Notes:**  
• Please do not include under construction Lifts/Ramps/Toilets.

Facilities for Physically Challenged Students

1. Do your institution buildings have Lifts/Ramps?

Yes, more than 80% of the buildings       Yes, more than 60% of the buildings       Yes, more than 40% of the buildings

Yes, less than 40% of the buildings       Not available

2. Do your institution have provision for walking aids, including wheelchairs and transportation from one building to another for handicapped students?

Yes       No

3. Do your institution buildings have specially designed toilets for handicapped students?

Yes, more than 80% of the buildings       Yes, more than 60% of the buildings       Yes, more than 40% of the buildings

Yes, less than 40% of the buildings       Not available

Save & Next

← Go Back